



US00D764459S

(12) **United States Design Patent**
Kwong

(10) **Patent No.:** **US D764,459 S**
(45) **Date of Patent:** **** *Aug. 23, 2016**

- (54) **ELECTRONIC DEVICE**
- (71) Applicant: **VTech Electronics, Ltd.**, Hong Kong (CN)
- (72) Inventor: **Chin Fai Kwong**, Hong Kong (CN)
- (73) Assignee: **VTECH ELECTRONICS, LTD.**, Tai Po, New Territories (HK)
- (*) Notice: This patent is subject to a terminal disclaimer.
- (**) Term: **14 Years**

D396,869 S *	8/1998	Yamakawa	D16/202
D401,257 S *	11/1998	Iino	D16/202
D423,491 S *	4/2000	Harris	D14/130
D425,887 S *	5/2000	Edwards	D14/138 G
D439,897 S	4/2001	Williams et al.		
D440,587 S *	4/2001	Morooka	D16/202
D454,146 S *	3/2002	Mori	D16/202
D463,468 S *	9/2002	Fujita	D16/202
D467,954 S *	12/2002	Suzuki	D14/240
D471,927 S *	3/2003	Kim	D14/240
D477,316 S *	7/2003	Ogasawara	D14/327
D482,030 S *	11/2003	Kataoka	D14/345
D484,133 S	12/2003	Liu et al.		
D486,843 S *	2/2004	Takahashi	D16/202
D489,058 S *	4/2004	Ma	D14/240

(Continued)

- (21) Appl. No.: **29/519,245**
- (22) Filed: **Mar. 3, 2015**

Related U.S. Application Data

- (63) Continuation of application No. 29/459,586, filed on Jul. 1, 2013, now Pat. No. Des. 723,549.

- (51) **LOC (10) Cl.** **14-02**
- (52) **U.S. Cl.**
USPC **D14/341**

- (58) **Field of Classification Search**
USPC D14/315-318, 341-347, 420, 426, 129, D14/130, 496, 137, 138 R, 138 AA, 138 C, D14/138 G, 147, 203.1, 203.3, 204.4, 203.7, D14/218, 248, 388, 389; D10/50, 65, 104.1; D21/329, 330; D6/308, 310
CPC ... G06F 3/0485; G06F 3/0488; G06F 1/1613; G06F 1/1624; G06F 1/1626; G06F 1/165; H04M 1/0202; H04M 1/0264; H04M 1/0214; H04M 1/0279; H04M 1/0281; H04M 1/0283; H04M 1/72544
See application file for complete search history.

(56) **References Cited**

U.S. PATENT DOCUMENTS

- D365,585 S * 12/1995 Ray D16/202
- 5,528,285 A * 6/1996 Morikawa H04N 7/148
348/14.01

Primary Examiner — Barbara Fox

Assistant Examiner — Dana K Weiland

(74) *Attorney, Agent, or Firm* — McAndrews, Held & Malloy, Ltd.

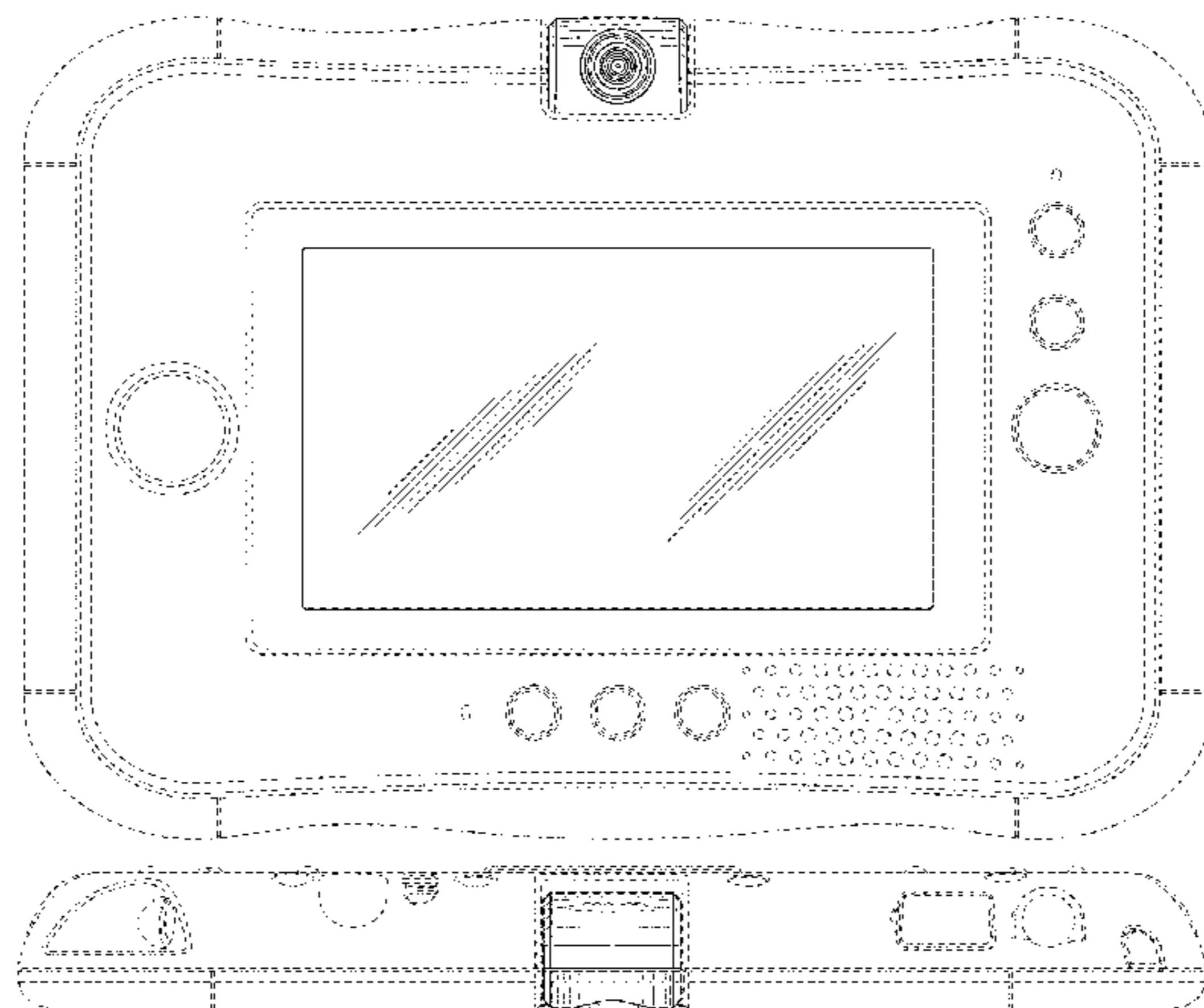
(57) **CLAIM**

The ornamental design for an electronic device, as shown and described.

DESCRIPTION

FIG. 1 is a front perspective view of my new design for an electronic device;
 FIG. 2 is a front elevation view thereof;
 FIG. 3 is a rear elevation view thereof;
 FIG. 4 is a right side elevation view thereof;
 FIG. 5 is a left side elevation view thereof;
 FIG. 6 is a top plan view thereof;
 FIG. 7 is a bottom plan view thereof; and,
 FIG. 8 is a rear perspective view thereof.
 The dashed broken lines shown in the drawings represent portions of the electronic device that form no part of the claimed design.

1 Claim, 6 Drawing Sheets



(56)

References Cited

U.S. PATENT DOCUMENTS

D490,421 S	5/2004	Everett et al.	
D497,165 S	10/2004	Borsboom	
D503,750 S	4/2005	Kit et al.	
D506,215 S *	6/2005	Lin	D16/218
D530,731 S *	10/2006	Tanaka	D16/202
D530,732 S *	10/2006	Tanaka	D16/202
D536,014 S *	1/2007	Ishii	D14/168
D536,681 S *	2/2007	Surtouc	D14/130
D539,354 S	3/2007	Mak	
D547,346 S *	7/2007	Ollila	D16/203
D547,384 S	7/2007	Lau et al.	
D551,230 S	9/2007	Lau et al.	
D554,683 S *	11/2007	Jones	D16/208
D559,327 S	1/2008	Luk et al.	
D559,882 S *	1/2008	Nakamura	D16/218
D559,883 S *	1/2008	Nakamura	D16/218
D560,245 S *	1/2008	Nakamura	D16/218
D566,148 S *	4/2008	Akita	D16/202
D585,925 S *	2/2009	Kuo	D16/202
D602,095 S *	10/2009	Fujino	D14/436
D614,223 S *	4/2010	Kim	D16/202
D614,682 S *	4/2010	Holder	D16/203
D623,186 S	9/2010	Ludlum et al.	
D626,165 S *	10/2010	Raken	D16/202
D627,814 S *	11/2010	Tzeng	D16/202
D631,079 S *	1/2011	Tzeng	D16/202
D639,260 S	6/2011	Carroll	
D648,721 S	11/2011	Wong et al.	
D660,295 S	5/2012	Mak	
D674,386 S	1/2013	Mak	
D675,660 S *	2/2013	Su	D16/202
D680,151 S *	4/2013	Katori	D16/242
D683,779 S *	6/2013	Uemachi	D16/200
D697,119 S *	1/2014	Park	D16/202
D698,354 S	1/2014	Mak	
D698,355 S	1/2014	Cheung	
D708,247 S *	7/2014	Ookawa	D16/203
D712,952 S *	9/2014	Sumii	D14/496
D719,601 S *	12/2014	Richardson	D16/218
D720,790 S *	1/2015	Licitra	D12/400
D722,634 S *	2/2015	Hinkel	D16/203
D723,548 S *	3/2015	Cheung	D14/341
D723,549 S *	3/2015	Kwong	D14/341
D723,551 S *	3/2015	Fu	D14/341
D747,386 S *	1/2016	Li	D16/208
D751,548 S *	3/2016	Cheung	D14/341
2003/0218604 A1	11/2003	Wood et al.	
2007/0054736 A1	3/2007	See	
2008/0159733 A1 *	7/2008	Liang	G03B 17/561 396/428
2012/0162098 A1	6/2012	Aboud et al.	
2013/0242181 A1 *	9/2013	Phoon	G02B 7/04 348/374

* cited by examiner



FIG. 1

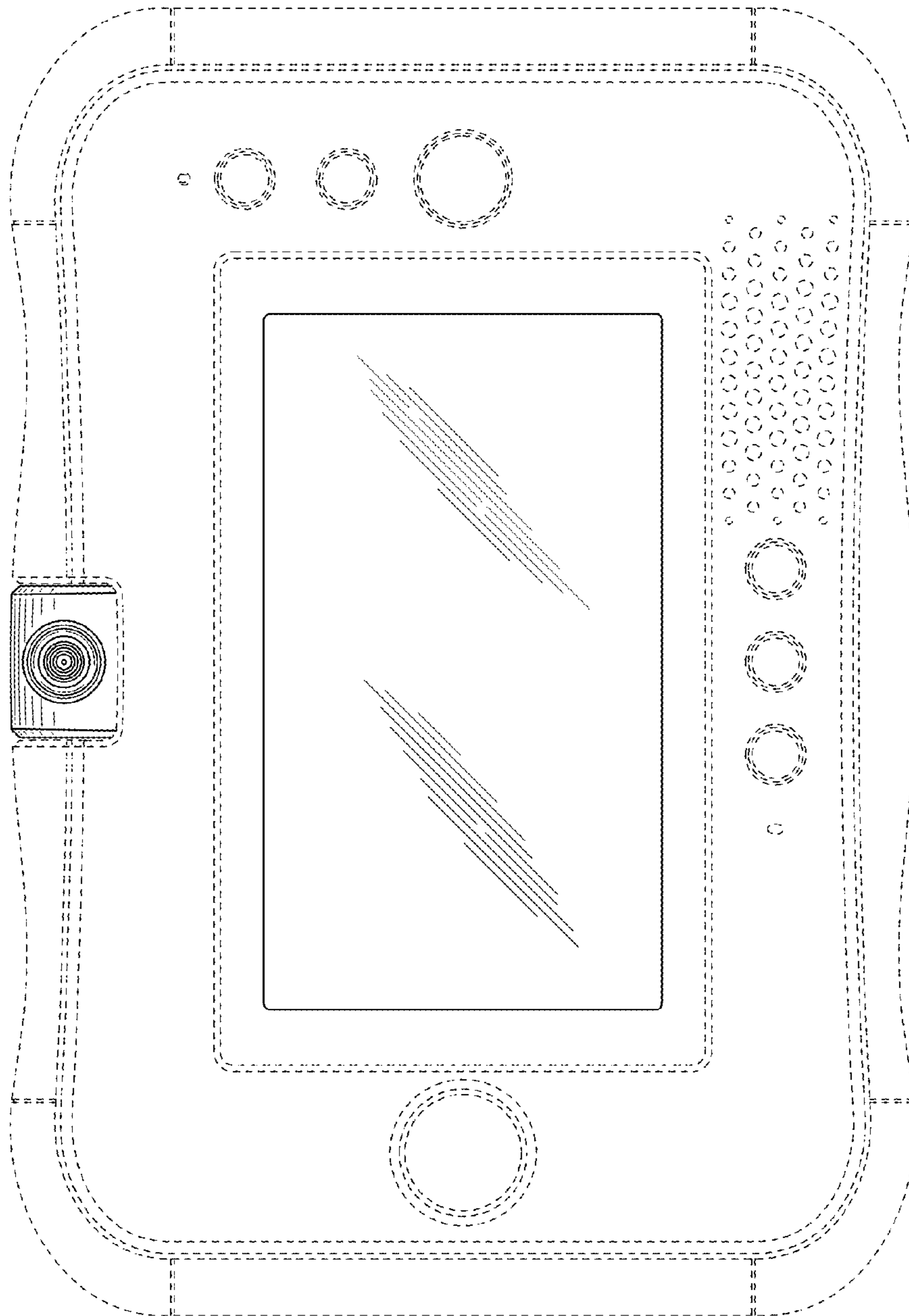


FIG. 2

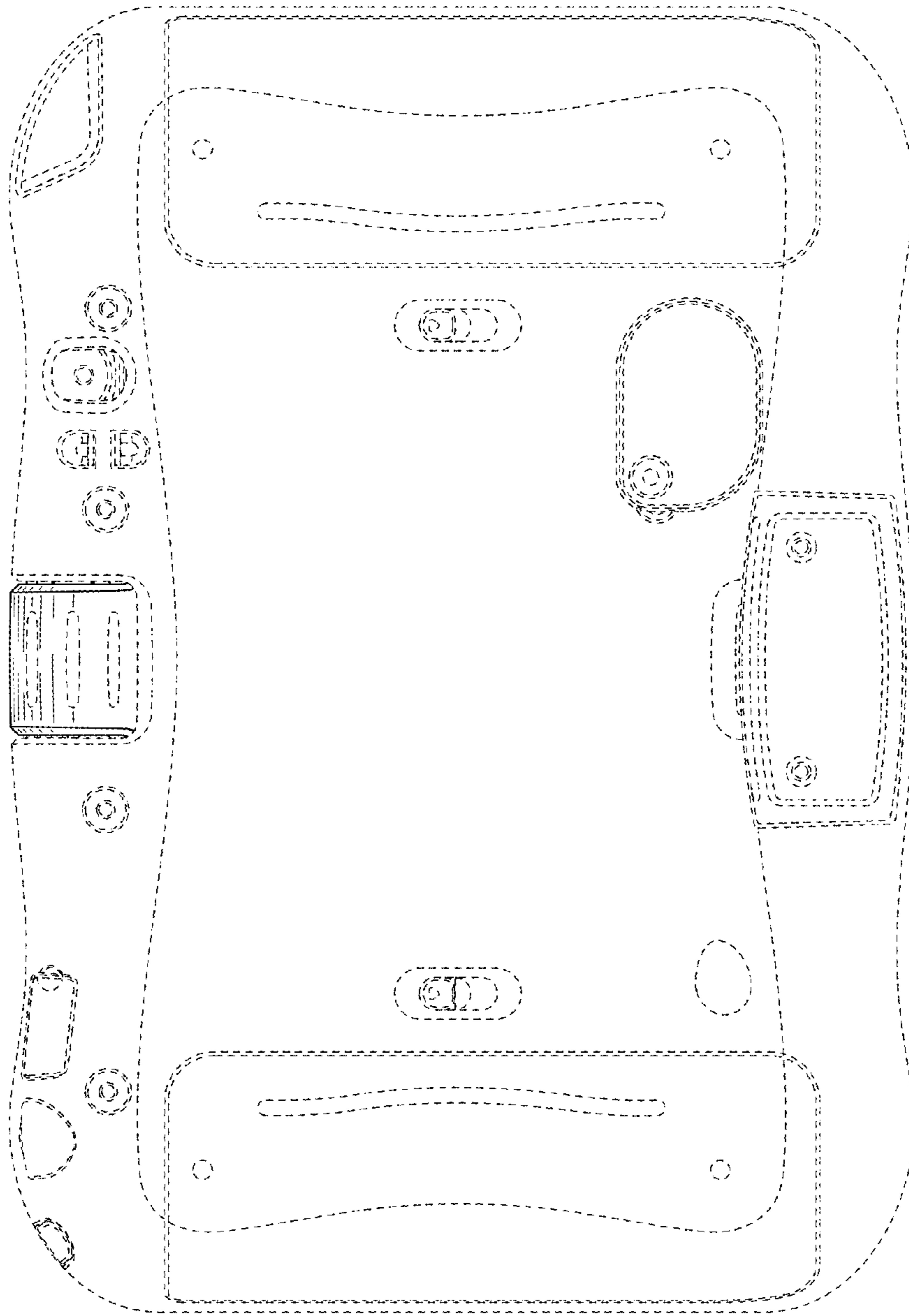


FIG. 3

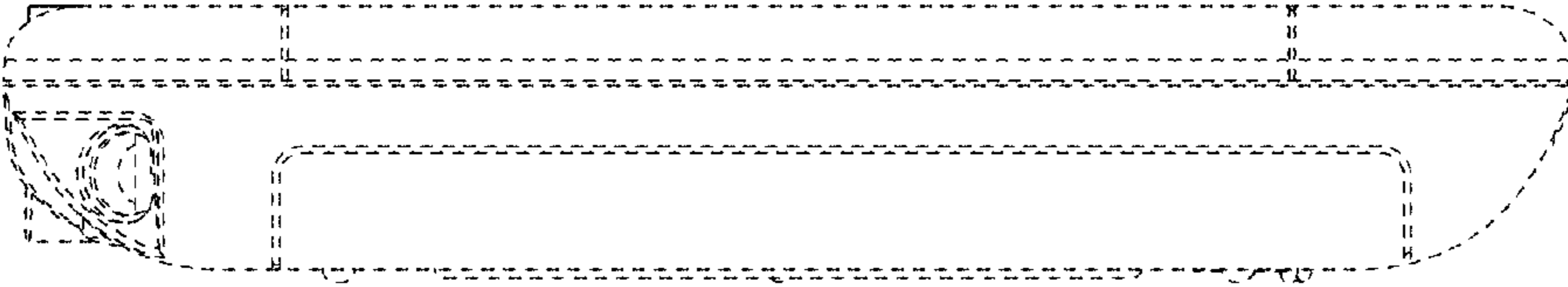


FIG. 5




FIG. 4

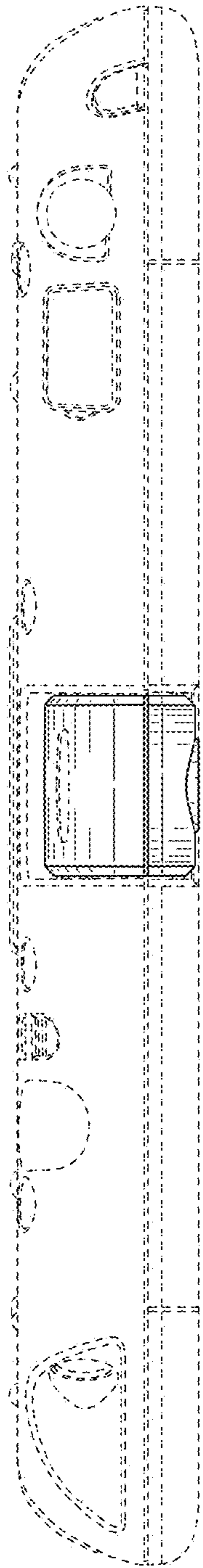


FIG. 6




FIG. 7

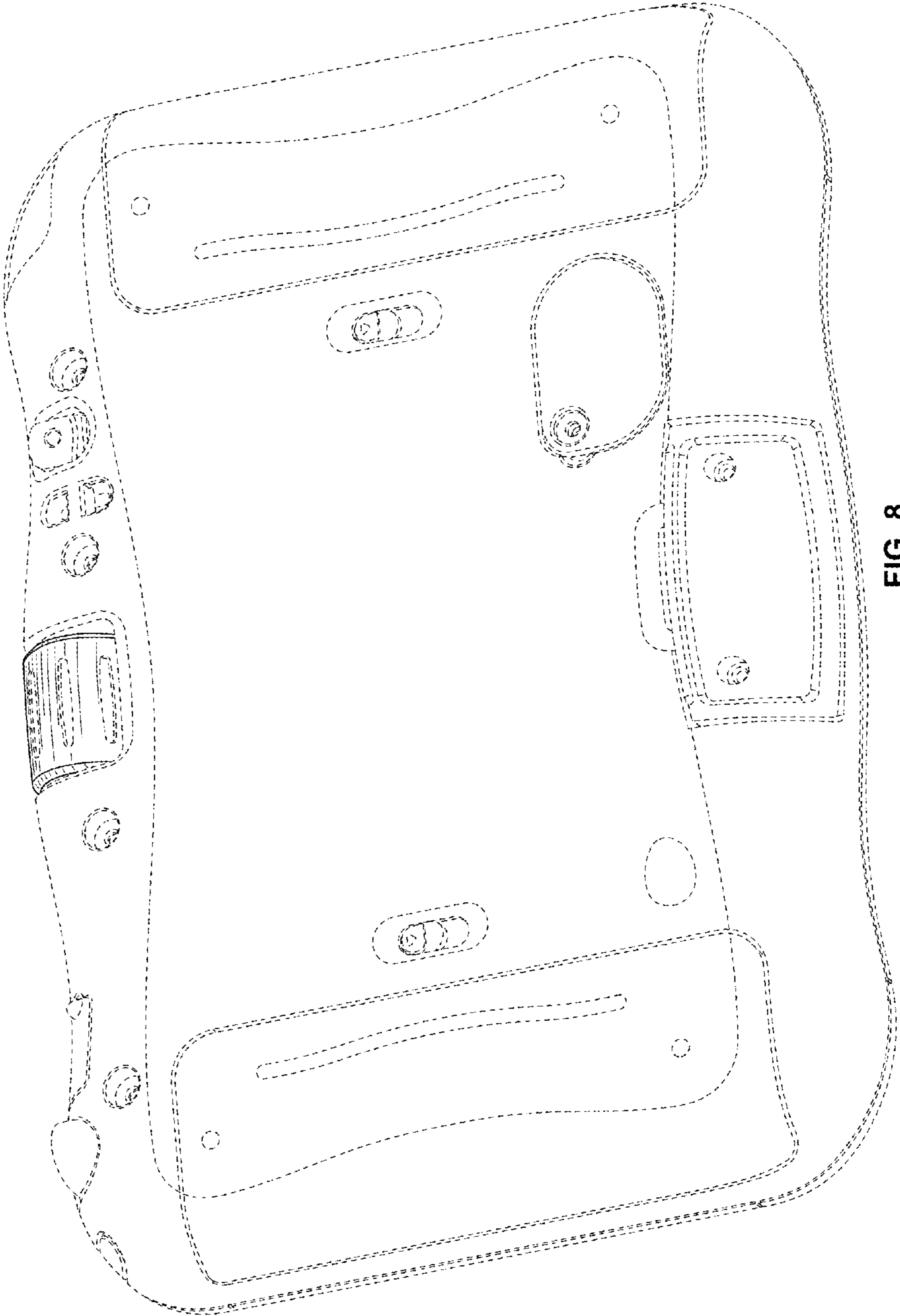


FIG. 8