

US00D764458S

(12) **United States Design Patent**
Jobetto et al.

(10) **Patent No.:** **US D764,458 S**
(45) **Date of Patent:** **** Aug. 23, 2016**

- (54) **HANDHELD TERMINAL**
- (71) Applicant: **Panasonic Corporation**, Kadoma-shi, Osaka (JP)
- (72) Inventors: **Takeshi Jobetto**, Osaka (JP); **Tsutomu Kojitani**, Fukuoka (JP); **Kenya Yasutomi**, Fukuoka (JP)
- (73) Assignee: **PANASONIC INTELLECTUAL PROPERTY MANAGEMENT CO., LTD.**, Osaka (JP)
- (**) Term: **14 Years**
- (21) Appl. No.: **29/496,084**
- (22) Filed: **Jul. 9, 2014**
- (30) **Foreign Application Priority Data**

Jan. 10, 2014 (JP) 2014-000304

- (51) **LOC (10) Cl.** **14-02**
- (52) **U.S. Cl.**
USPC **D14/341**

- (58) **Field of Classification Search**
USPC D14/315–318, 341–347, 420, 426, 129, D14/130, 496, 137, 138 R, 138 AA, 138 C, D14/138 G, 147, 203.1, 203.3, 204.4, 203.7, D14/218, 248, 388, 389; D10/50, 65, 104.1; D21/329, 330; D6/308, 310
CPC ... G06F 3/0485; G06F 3/0488; G06F 1/1613; G06F 1/1624; G06F 1/1626; G06F 1/165; H04M 1/0202; H04M 1/0264; H04M 1/0214; H04M 1/0279; H04M 1/0281; H04M 1/0283; H04M 1/72544
See application file for complete search history.

- (56) **References Cited**
U.S. PATENT DOCUMENTS

D425,558 S * 5/2000 Tarpenning D14/336
D430,159 S * 8/2000 Bhatia D14/341

D451,913 S 12/2001 Vuolteenaho et al.
D499,722 S 12/2004 Widiaman
D524,781 S 7/2006 Lyles
D556,718 S 12/2007 Jung et al.
D566,094 S 4/2008 Kim et al.
D580,386 S 11/2008 Cho et al.
D582,406 S * 12/2008 Montes D14/341
D601,987 S 10/2009 Park et al.
D617,754 S * 6/2010 Bang D14/138 AA
D622,692 S * 8/2010 McWilliam D14/138 G
D641,336 S 7/2011 Chung
D664,517 S * 7/2012 Sutherland D14/138 G
D665,371 S * 8/2012 Finney D14/138 G
D675,180 S * 1/2013 Zhang D14/138 G
D675,181 S 1/2013 Morgenroth et al.
D676,045 S * 2/2013 Mueller D14/341
D676,440 S * 2/2013 Kita D14/341
D680,525 S * 4/2013 Deto D14/341

(Continued)

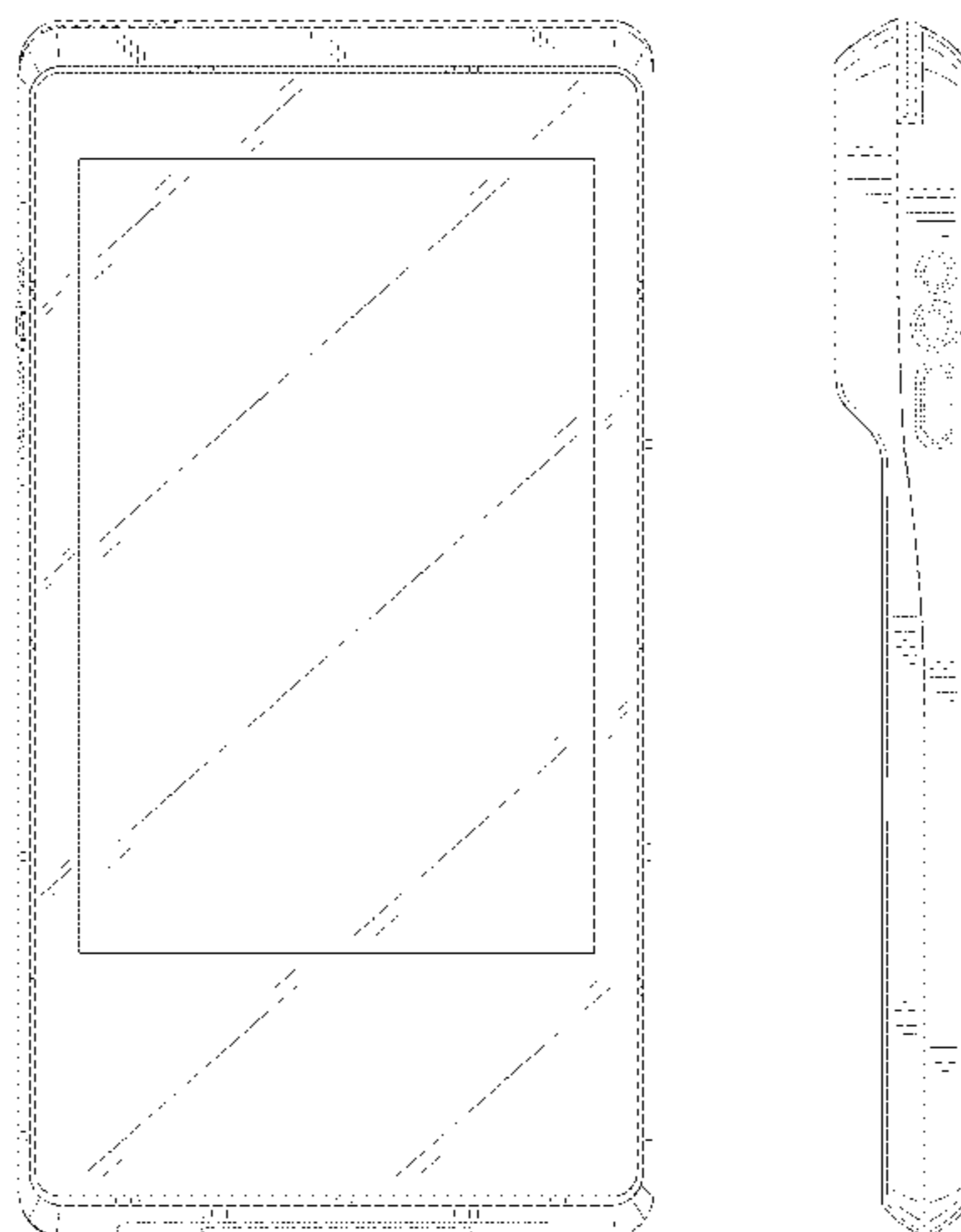
Primary Examiner — Barbara Fox
Assistant Examiner — Dana K Weiland
(74) *Attorney, Agent, or Firm* — Brinks Gilson & Lione

- (57) **CLAIM**
We claim the ornamental design for a handheld terminal, as shown and described.

DESCRIPTION

FIG. 1 is a front perspective view of a handheld terminal of the present invention;
FIG. 2 is a rear perspective view thereof;
FIG. 3 is a front view thereof;
FIG. 4 is a rear view thereof;
FIG. 5 is a first side view thereof;
FIG. 6 is a second side view thereof;
FIG. 7 is a top view thereof; and,
FIG. 8 is a bottom view thereof.
The evenly spaced broken lines illustrate portions of the handheld terminal. The dot-dash broken lines illustrate limits of the claimed design. The broken lines form no part of the claimed design.

1 Claim, 8 Drawing Sheets



(56)

References Cited

U.S. PATENT DOCUMENTS

D680,985 S *	4/2013	Kangasmaa	D14/138 G	D724,044 S *	3/2015	Reivo	D14/138 G
D682,243 S	5/2013	Yoo		D724,582 S *	3/2015	Kim	D14/341
D687,406 S *	8/2013	Xia	D14/138 G	D736,766 S *	8/2015	Paschke	D14/138 AA
D687,826 S *	8/2013	Jeon	D14/341	D739,371 S *	9/2015	Seo	D14/138 G
D692,420 S *	10/2013	McManigal	D14/341	D740,247 S *	10/2015	Park	D14/138 G
D693,323 S *	11/2013	Kawase	D14/138 AB	D749,534 S *	2/2016	Liu	D14/138 G
D702,227 S *	4/2014	Washiyama	D14/341	D750,618 S *	3/2016	Amit	D14/341
D709,847 S *	7/2014	Huang	D14/138 G	D750,621 S *	3/2016	Loor Canizares	D14/203.7
D712,866 S *	9/2014	Yamagishi	D14/138 G	D751,051 S *	3/2016	Cho	D14/138 AA
D720,339 S *	12/2014	Kim	D14/248	D752,038 S *	3/2016	Kotaniemi	D14/341
				D753,106 S *	4/2016	Chao	D14/341
				2015/0278557 A1 *	10/2015	Yasutomi	G06F 21/86 361/679.3

* cited by examiner

FIG. 1




FIG.2

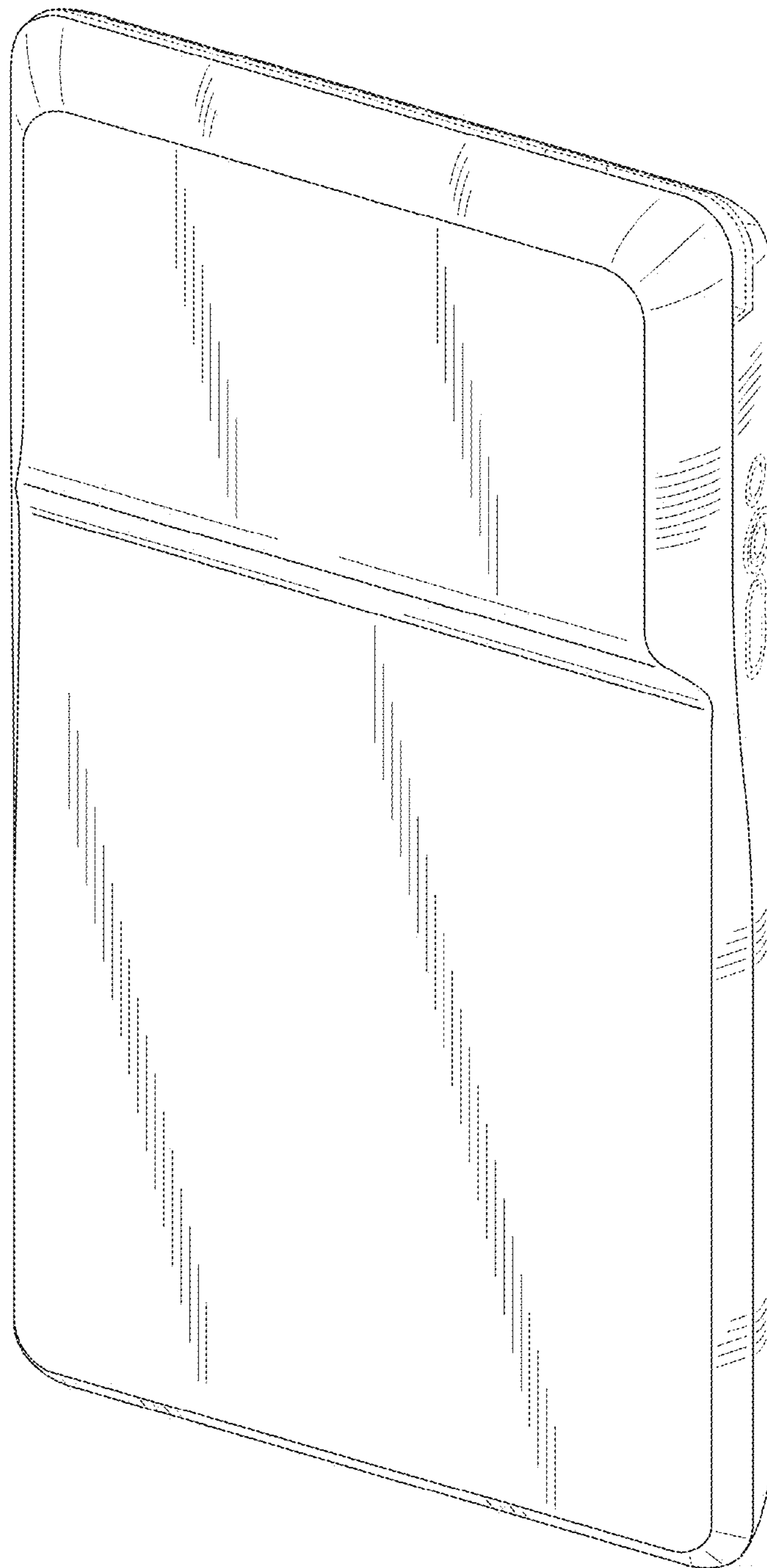


FIG.3




FIG.4




FIG. 5

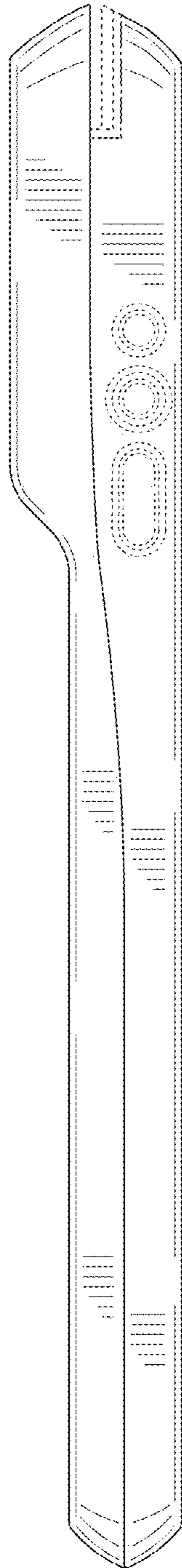


FIG. 6

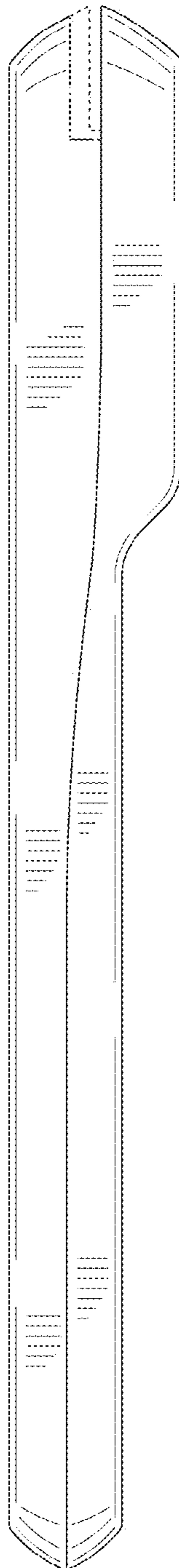


FIG. 7




FIG. 8

