



US00D764451S

(12) **United States Design Patent**
Hung et al.

(10) **Patent No.:** **US D764,451 S**

(45) **Date of Patent:** **** Aug. 23, 2016**

(54) **COVER FOR PORTABLE ELECTRONIC DEVICE**

(71) Applicant: **Acer Inc.**, New Taipei (TW)

(72) Inventors: **Li-Chi Hung**, New Taipei (TW);
Yen-Chiu Hsu, New Taipei (TW);
Hung-Yang Huang, New Taipei (TW)

(73) Assignee: **Acer Inc.**, New Taipei (TW)

(**) Term: **14 Years**

(21) Appl. No.: **29/508,664**

(22) Filed: **Nov. 10, 2014**

(30) **Foreign Application Priority Data**

Jun. 10, 2014 (TW) 103303481

(51) **LOC (10) Cl.** **14-03**

(52) **U.S. Cl.**
USPC **D14/250**

(58) **Field of Classification Search**

USPC D14/238.1, 248, 250, 440, 203.3–203.7,
D14/217, 240, 251–253, 447, 496; D3/201,
D3/218, 247, 269, 273, 301, 303;
D13/103, 107–108, 119

CPC A45C 1/06; A45C 11/00; A45C 13/02;
A45C 2011/002; A45F 2005/026; A45F
2200/0525; A45F 2200/0516; H04B 1/3888;
H04M 1/0283; H04M 1/0202

See application file for complete search history.

(56) **References Cited**

U.S. PATENT DOCUMENTS

6,616,111 B1 * 9/2003 White G06F 1/1626
206/320
D539,259 S * 3/2007 Wang D14/138 AA

7,337,565 B2 * 3/2008 Tsutsumi G02F 1/134327
340/815.53
D574,836 S * 8/2008 Koh D14/440
D602,894 S * 10/2009 Lepoutier D14/138 AB
D628,567 S * 12/2010 Du D14/248
D632,682 S * 2/2011 Fahrendorff D14/250
D654,043 S * 2/2012 Pan D14/138 AA
D671,745 S * 12/2012 Wyner D3/301
D671,932 S * 12/2012 Azoulay D14/250
D682,239 S * 5/2013 Yeh D14/138 G
D685,785 S * 7/2013 Seoc D14/353
D687,427 S * 8/2013 Peterson D14/250
D697,060 S * 1/2014 Yang D14/250
D704,626 S * 5/2014 Li D13/103
D704,684 S * 5/2014 Yeh D14/248

(Continued)

Primary Examiner — Carla Jobe Wright

(74) *Attorney, Agent, or Firm* — Alan D. Kamrath; Kamrath
IP Lawfirm, P.A.

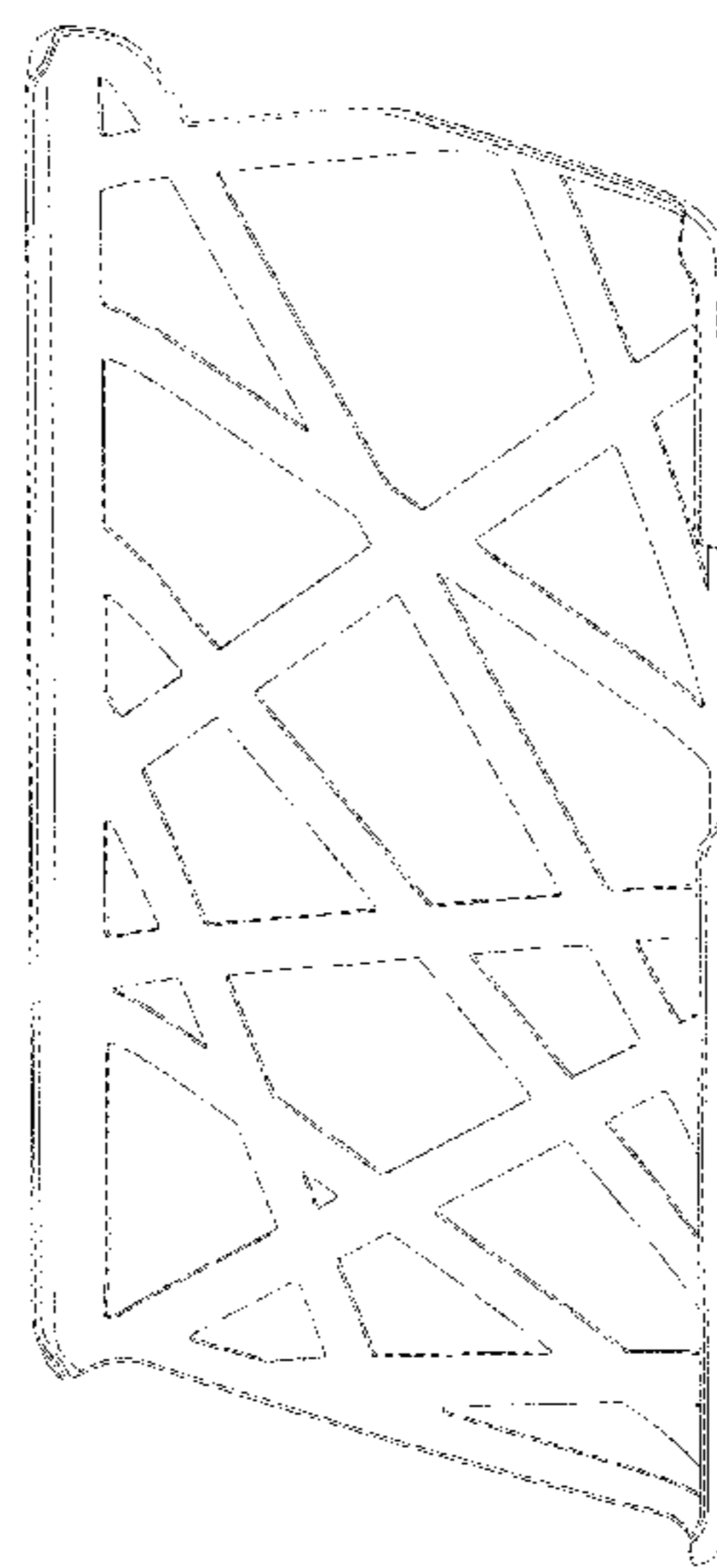
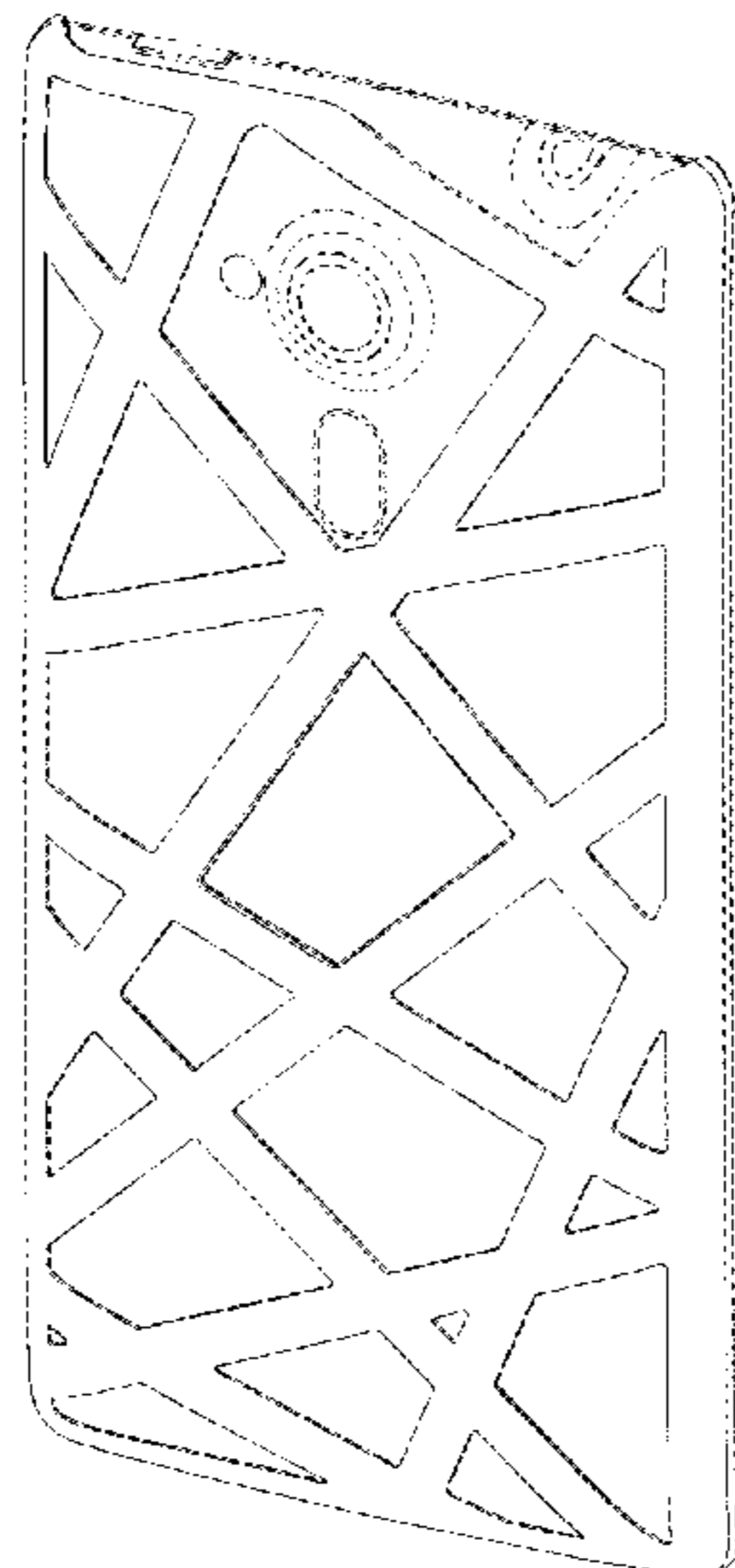
(57) **CLAIM**

The ornamental design for a cover for portable electronic device, as shown and described.

DESCRIPTION

FIG. 1 is a rear perspective view of a cover for portable electronic device showing our new design;
FIG. 2 is a front view thereof;
FIG. 3 is a rear view thereof;
FIG. 4 is a left view thereof;
FIG. 5 is a right view thereof;
FIG. 6 is a top view thereof;
FIG. 7 is a bottom view thereof;
FIG. 8 is a rear perspective view thereof shown in a state of use with a portable electronic device shown in broken lines; and,
FIG. 9 is a front perspective view thereof.
The broken lines depict a portable electronic device and portions of the cover that form no part of the claimed design.

1 Claim, 7 Drawing Sheets



(56)

References Cited

U.S. PATENT DOCUMENTS

D704,685 S * 5/2014 Yeh D14/248
D706,256 S * 6/2014 Ward D14/250
D712,389 S * 9/2014 Namminga D14/250
D716,280 S * 10/2014 Macrina D14/250

D737,522 S * 8/2015 Lavigne D28/76
D742,868 S * 11/2015 Odhwani D14/250
D742,869 S * 11/2015 Odhwani D14/250
2015/0270734 A1* 9/2015 Davison H02J 7/0054
320/103
2016/0020809 A1* 1/2016 Joslin H04B 1/3888
455/575.6

* cited by examiner




FIG.1




FIG.2




FIG.3




FIG. 4



FIG. 5




FIG.6



FIG.7




FIG.8

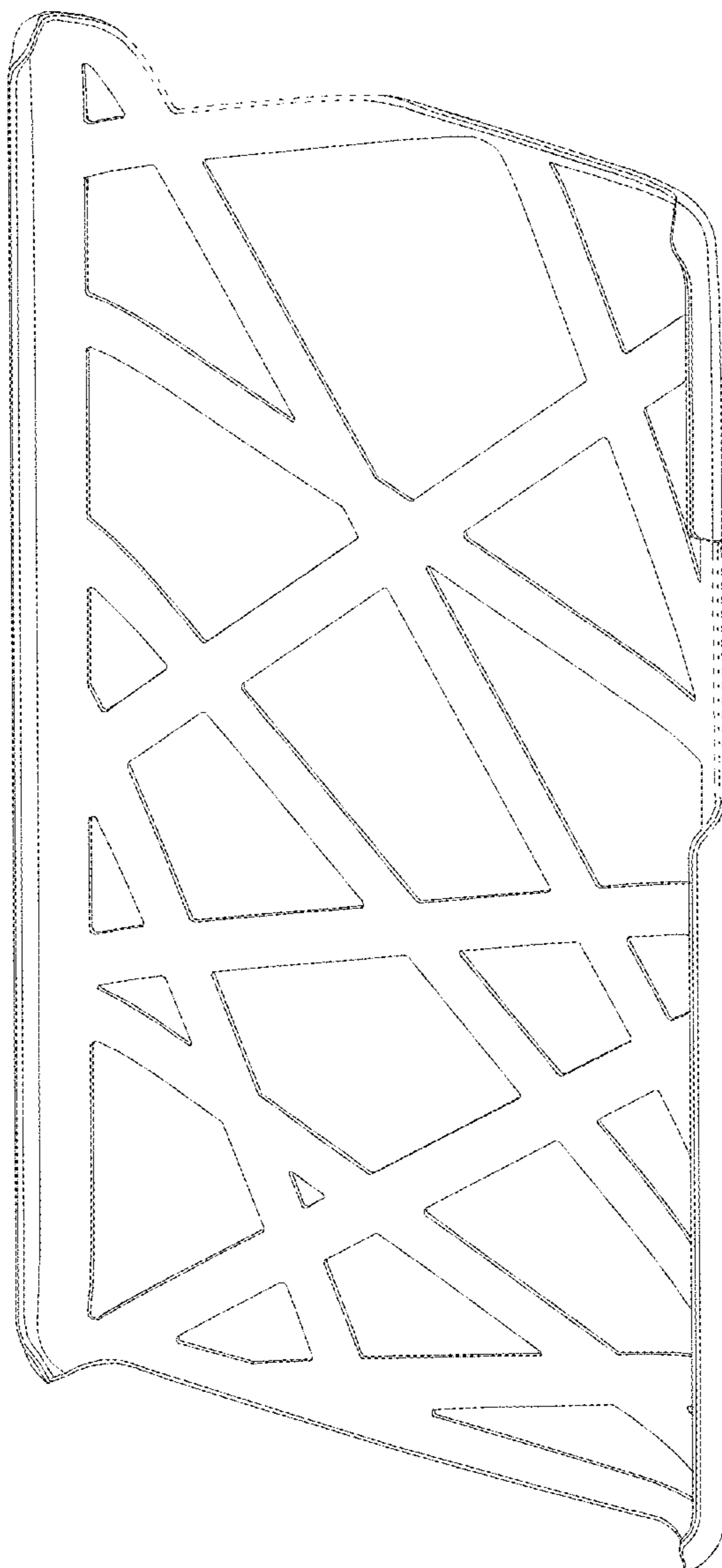


FIG.9