



US00D764449S

(12) **United States Design Patent**
Chan et al.

(10) **Patent No.:** **US D764,449 S**

(45) **Date of Patent:** **** Aug. 23, 2016**

(54) **PHONE CASE**

(71) Applicant: **ZeroLemon LLC**, Cheyenne, WY (US)

(72) Inventors: **Stephen Ching Yat Chan**, Hong Kong (HK); **Wei Chen**, Shenzhen (CN)

(73) Assignee: **ZEROLEMON LLC**, Cheyenne, WY (US)

(**) Term: **14 Years**

(21) Appl. No.: **29/480,816**

(22) Filed: **Jan. 29, 2014**

(51) **LOC (10) Cl.** **14-03**

(52) **U.S. Cl.**
USPC **D14/250**

(58) **Field of Classification Search**
USPC D14/250–253, 440, 203.3–203.7, 217, D14/496, 248, 238.1, 240, 447, 230, 247, D14/341, 345, 346, 439; D3/201, 218, 269, D3/301, 273, 303; D13/103, 107–108; 220/4.02; 248/309.1; 361/679.56; 379/426, 433.11, 455; 455/575.1, 455/575.8; 190/100; 206/305, 320
CPC A45C 2011/002; A45C 11/00; A45C 13/002; A45C 2011/003; H04M 1/0283; H04M 1/0202; H04M 1/3888; H04M 1/185
See application file for complete search history.

(56) **References Cited**

U.S. PATENT DOCUMENTS

D589,953 S * 4/2009 Turner D14/248
D644,639 S * 9/2011 Weller D14/250

D676,838 S * 2/2013 Magness D14/250
D681,026 S * 4/2013 Weller D14/250
D683,322 S * 5/2013 Derby D14/138 G
D708,173 S * 7/2014 Lee D14/250
D709,059 S * 7/2014 Kim D14/250
D715,788 S * 10/2014 Lee D14/250
D722,312 S * 2/2015 Tages D14/250
D729,188 S * 5/2015 Nilsen D14/138 G
D729,785 S * 5/2015 Magness D14/250
D729,786 S * 5/2015 Lee D14/250
D731,472 S * 6/2015 Lee D14/250

* cited by examiner

Primary Examiner — Carla Jobe Wright

Assistant Examiner — Holly E Thurman

(74) *Attorney, Agent, or Firm* — Rabin & Berdo, P.C.

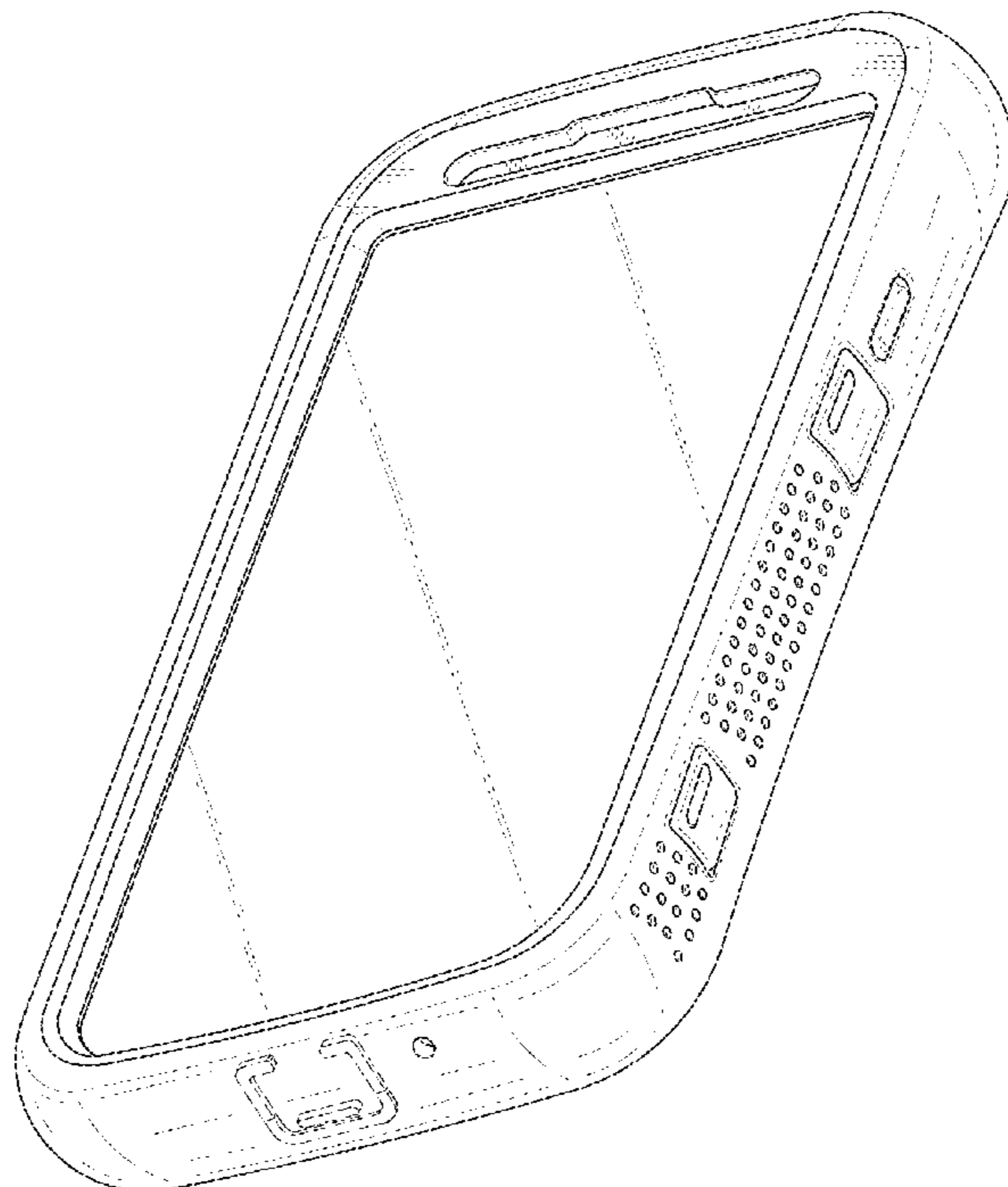
(57) **CLAIM**

The ornamental design for a phone case, as shown and described.

DESCRIPTION

FIG. 1 is a front perspective view of a phone case showing our new design;
FIG. 2 is a front view thereof;
FIG. 3 is a rear view thereof;
FIG. 4 is a right side view thereof;
FIG. 5 is a left side view thereof;
FIG. 6 is a top view thereof; and,
FIG. 7 is a bottom view thereof.
The dot-dash broken line in FIG. 3 represents a boundary of the claimed design. The dash-dash broken lines throughout the drawing figures depict unclaimed environment. The features shown in broken lines form no part of the claimed design.

1 Claim, 5 Drawing Sheets



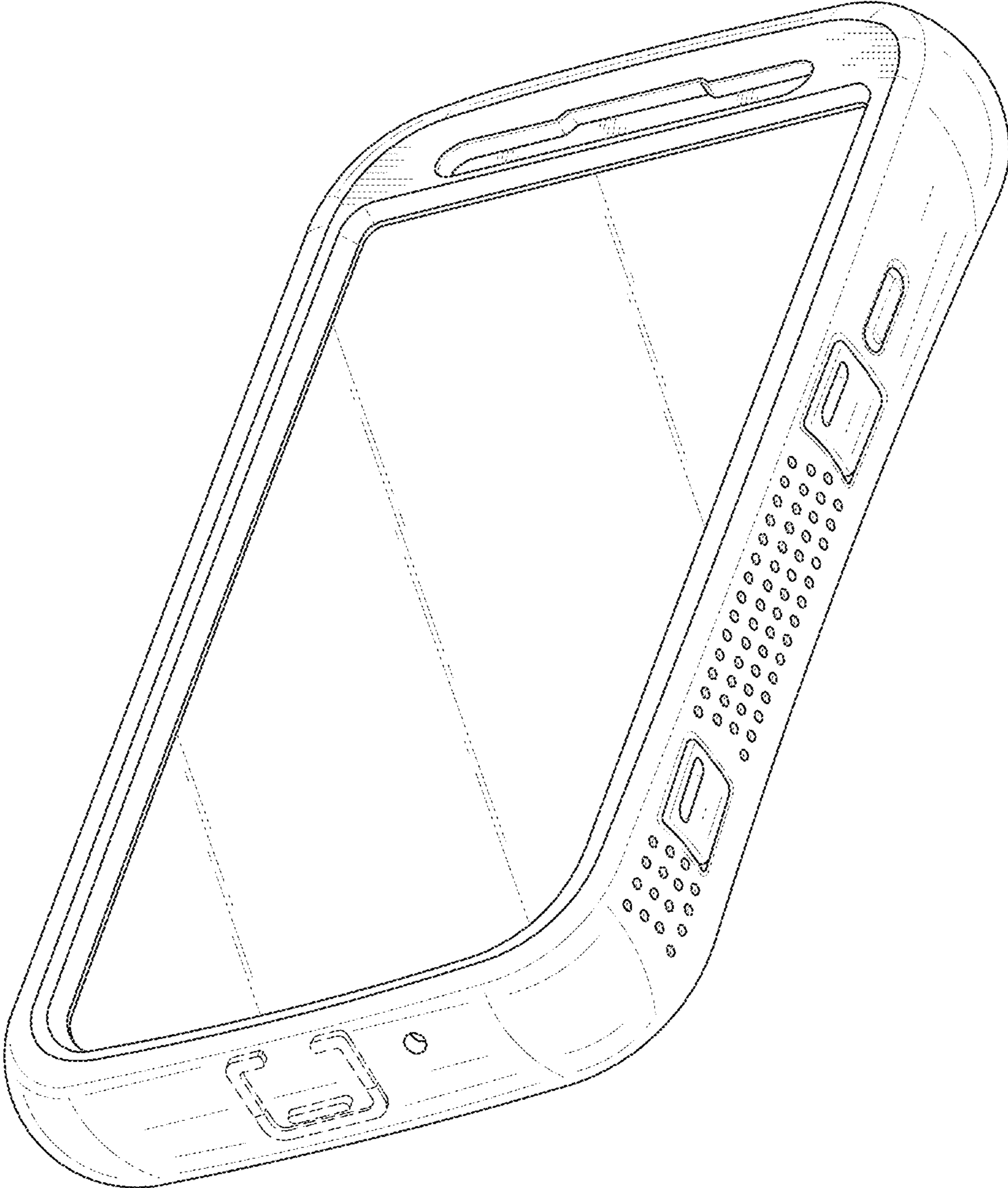


FIG. 1




FIG. 2




FIG. 3

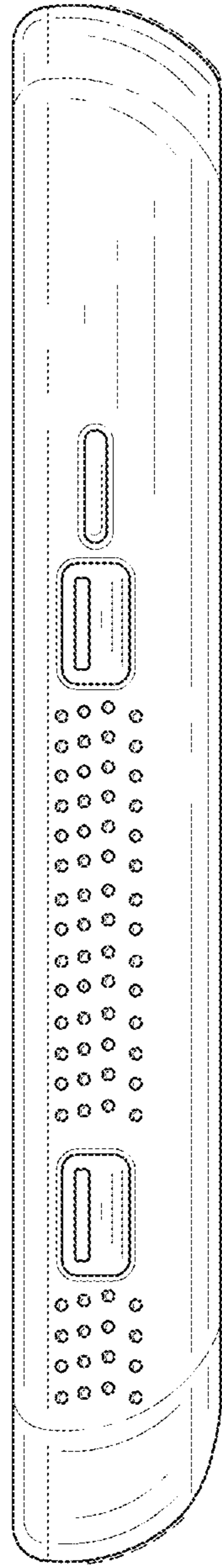


FIG. 4

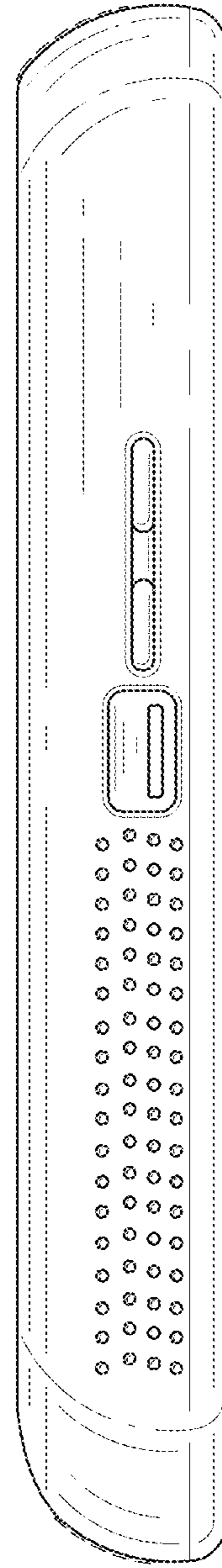


FIG. 5

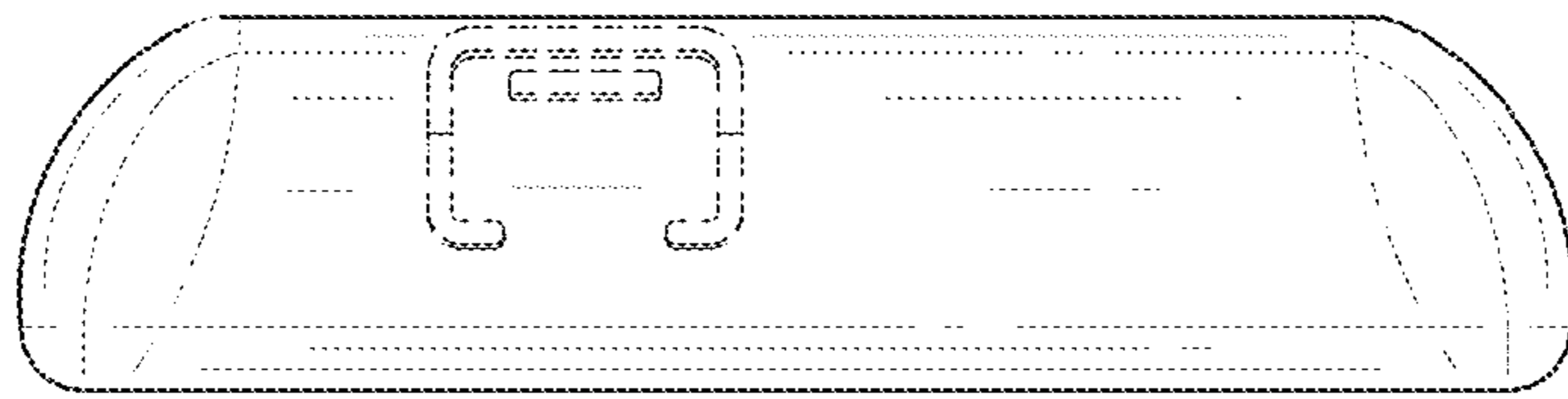


FIG. 6

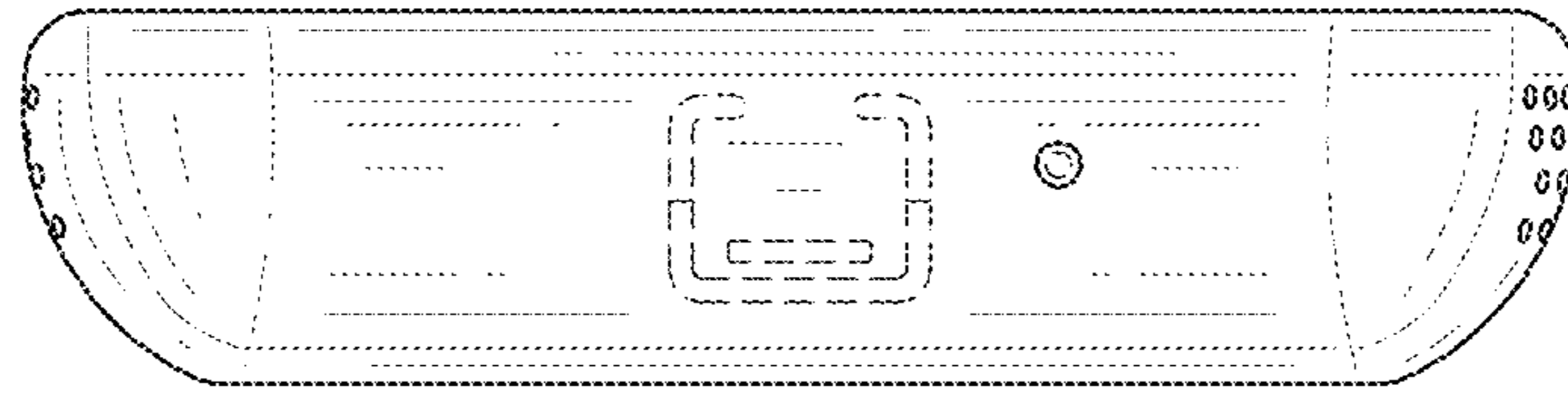


FIG. 7