

US00D764418S

(12) **United States Design Patent**  
**Kashimoto**

(10) **Patent No.:** **US D764,418 S**

(45) **Date of Patent:** **\*\* \*Aug. 23, 2016**

(54) **REMOTE CONTROLLER FOR AIR  
CONDITIONER**

(71) Applicant: **DAIKIN INDUSTRIES LTD.,**  
Osaka-shi, Osaka-fu (JP)

(72) Inventor: **Hiroko Kashimoto, Kusatsu (JP)**

(73) Assignee: **DAIKIN INDUSTRIES LTD.,**  
Osaka-Shi, Osaka-Fu (JP)

(\*) Notice: This patent is subject to a terminal disclaimer.

(\*\*) Term: **14 Years**

(21) Appl. No.: **29/521,176**

(22) Filed: **Mar. 20, 2015**

(30) **Foreign Application Priority Data**

Nov. 11, 2014 (JP) ..... 2014-025133

(51) **LOC (10) Cl.** ..... **14-03**

(52) **U.S. Cl.**  
USPC ..... **D13/168**

(58) **Field of Classification Search**  
USPC ..... D13/162, 168; D10/49, 50; D14/126,  
D14/129, 336, 337, 341, 371, 375, 218  
CPC ... F24F 11/00; F24F 11/0012; F24F 11/0086;  
F24F 11/0009; F24F 2011/0057; F24F  
2011/0073; F24F 2011/0091; G05B 19/0426;  
G05B 19/409; G05B 15/02; G06F 1/1601;  
G06F 3/041; G06F 3/044; G06F 3/0482;  
G06F 3/0488; G06F 3/0489; G05D 23/1902;  
G05D 23/1905; G05D 23/1931; G02F  
1/33308; H01H 9/02; H05B 37/02  
See application file for complete search history.

(56) **References Cited**

**U.S. PATENT DOCUMENTS**

D298,489 S \* 11/1988 Sornborger ..... D6/300  
D500,037 S \* 12/2004 Ozolins ..... D14/375

D546,295 S \* 7/2007 Marchetto ..... D13/168  
D578,415 S \* 10/2008 Edgar ..... D10/50  
D596,626 S \* 7/2009 Andre ..... D14/240  
D601,583 S \* 10/2009 Andre ..... D14/496  
D606,519 S \* 12/2009 Painter ..... D14/218  
D619,543 S \* 7/2010 Nakai ..... D13/168  
D630,169 S \* 1/2011 Nakai ..... D13/168  
D632,264 S \* 2/2011 Choi ..... D13/168  
D648,284 S \* 11/2011 Kashimoto ..... D13/168  
D648,298 S \* 11/2011 Pierce ..... D14/138 G  
D661,662 S \* 6/2012 Kikuchi ..... D13/168  
8,224,491 B2 \* 7/2012 Koster ..... F24F 11/006  
236/51  
D673,467 S \* 1/2013 Lee ..... D10/50  
D673,950 S \* 1/2013 Li ..... D14/341  
D677,255 S \* 3/2013 McManigal ..... D14/341  
D678,218 S \* 3/2013 Sheen ..... D13/168  
D690,275 S \* 9/2013 Seidl ..... D13/162  
8,527,096 B2 \* 9/2013 Pavlak ..... F24F 11/001  
236/1 B  
D694,195 S \* 11/2013 Gammon ..... D13/162  
D705,201 S \* 5/2014 Isaacs ..... D14/240

(Continued)

*Primary Examiner* — Selina Sikder

(74) *Attorney, Agent, or Firm* — Manabu Kanesaka

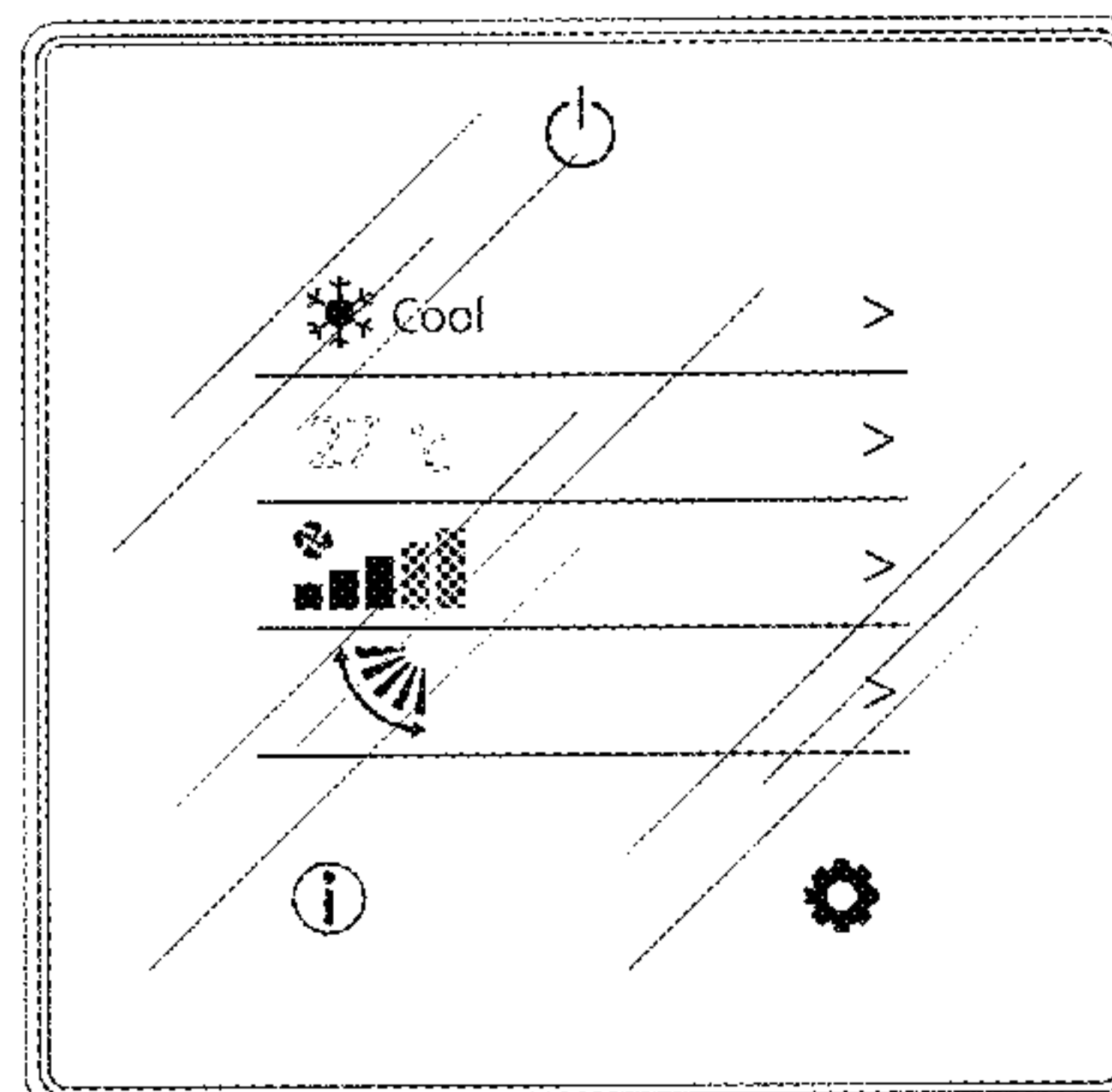
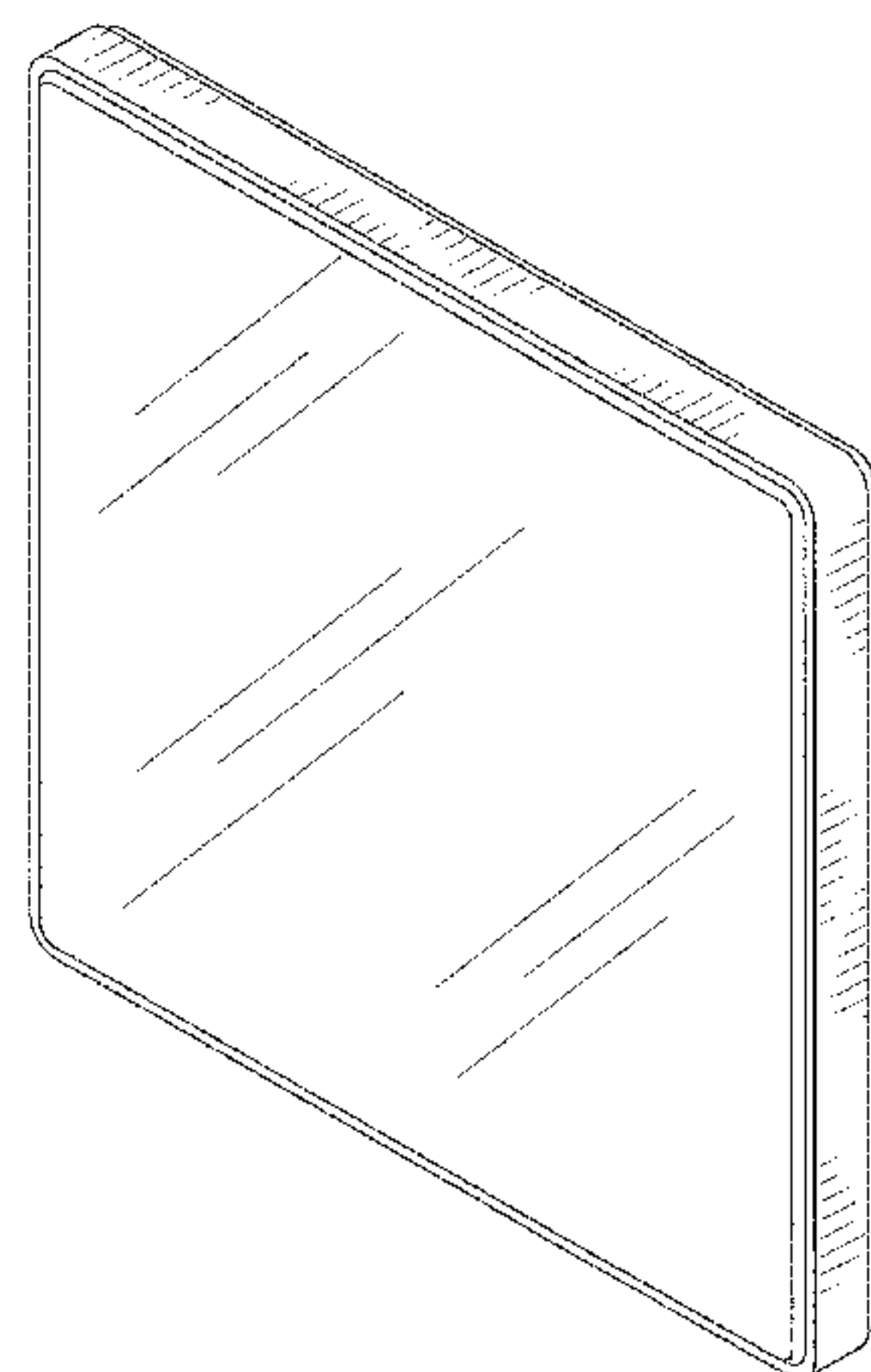
(57) **CLAIM**

The ornamental design for a remote controller for air conditioner, as shown and described.

**DESCRIPTION**

FIG. 1 is a perspective view of a remote controller for air conditioner showing my new design;  
FIG. 2 is a front view thereof;  
FIG. 3 is a rear view thereof;  
FIG. 4 is a plan view thereof;  
FIG. 5 is a bottom view thereof;  
FIG. 6 is a left side view thereof;  
FIG. 7 is a right side view thereof; and,  
FIG. 8 is a front view thereof shown in use.  
The broken lines depict portions of the remote controller for air conditioner that form no part of claimed design.

**1 Claim, 4 Drawing Sheets**



(56)

References Cited

U.S. PATENT DOCUMENTS

D706,145 S *	6/2014	Pavlak .....	D10/50	D734,179 S *	7/2015	Golden .....	D10/50
D715,228 S *	10/2014	Lee .....	D13/158	D737,154 S *	8/2015	Jacoby .....	D10/50
D717,743 S *	11/2014	Larkin .....	D13/164	D738,755 S *	9/2015	Druce .....	D10/50
D723,552 S *	3/2015	Clegg .....	D14/431	D743,349 S *	11/2015	Leeland .....	D10/50
D732,512 S *	6/2015	Fariello .....	D14/230	9,244,470 B2 *	1/2016	Steinberg .....	G05D 23/1902
9,046,414 B2 *	6/2015	Fadell .....	G08B 17/00	D748,504 S *	2/2016	Rump .....	D10/50
D733,591 S *	7/2015	Golden .....	D10/50	2004/0245352 A1 *	12/2004	Smith .....	G05D 23/1904 236/94
D734,178 S *	7/2015	Lombard .....	D10/50	2007/0029397 A1 *	2/2007	Mueller .....	G05D 23/1902 236/46 C

\* cited by examiner

Fig. 1




Fig.2




Fig.3

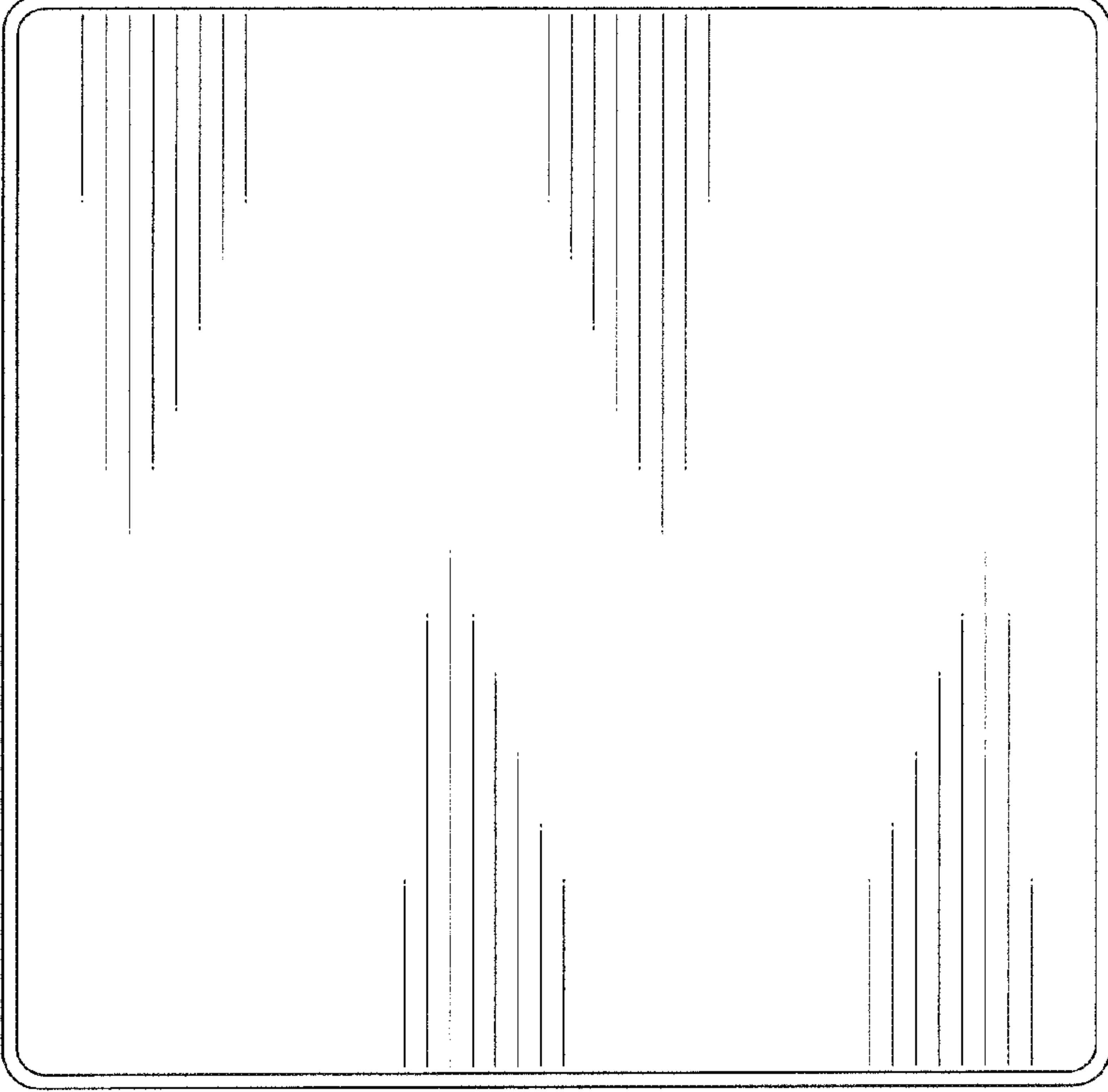


Fig.4




Fig.5

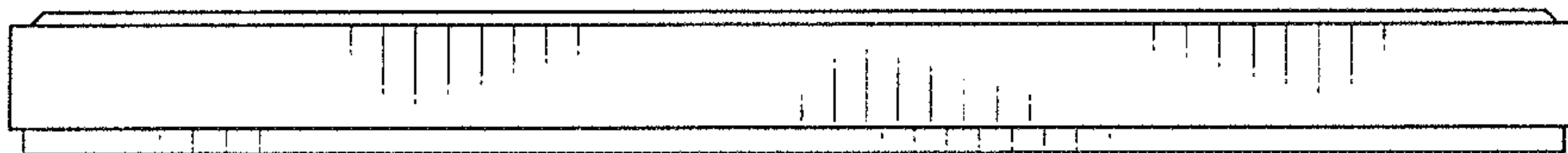


Fig.6




Fig.7






Fig.8

