



US00D764398S

(12) **United States Design Patent**
Wang et al.

(10) **Patent No.:** **US D764,398 S**

(45) **Date of Patent:** **** Aug. 23, 2016**

(54) **TIRE**

(71) Applicant: **Shandong Linglong Tyre Co., Ltd.**,
Zhaoyuan (CN)

(72) Inventors: **Feng Wang**, Zhaoyuan (CN); **Mingrui Ye**, Huadian (CN); **Lei Han**, Xiajin (CN); **Xincui Wang**, Liaocheng (CN)

(73) Assignee: **SHANDONG LINGLONG TYRE CO., LTD.**, Zhaoyuan (CN)

(**) Term: **15 Years**

(21) Appl. No.: **29/526,962**

(22) Filed: **May 14, 2015**

(51) **LOC (10) Cl.** **12-15**

(52) **U.S. Cl.**
USPC **D12/601**

(58) **Field of Classification Search**
USPC D12/568-604, 900
CPC B60C 1/0016; B60C 11/0306; B60C 11/0302; B60C 3/06; B60C 9/17

See application file for complete search history.

(56) **References Cited**

U.S. PATENT DOCUMENTS

D588,984 S *	3/2009	Lee	D12/588
D682,189 S *	5/2013	Lu	D12/588
D713,330 S *	9/2014	Tomida	D12/588
D730,817 S *	6/2015	Parr	D12/601
D735,643 S *	8/2015	Fu	D12/584
D736,697 S *	8/2015	Leocadio	D12/601
D746,221 S *	12/2015	Tian	D12/588
D749,039 S *	2/2016	Yamakawa	D12/600

* cited by examiner

Primary Examiner — Robert M Spear

Assistant Examiner — John Voytek

(74) *Attorney, Agent, or Firm* — CBM Patent Consulting, LLC


(57) **CLAIM**

The ornamental design for a tire, as shown and described.

DESCRIPTION

FIG. 1 is a top view of a tire showing my new design;
FIG. 2 is a bottom view thereof;
FIG. 3 is a front view thereof;
FIG. 4 is a rear view thereof;
FIG. 5 is a left side elevational view thereof;
FIG. 6 is a right side elevational view thereof; and,
FIG. 7 is a perspective view thereof.

1 Claim, 6 Drawing Sheets






FIG. 1




FIG. 2




FIG. 3




FIG. 4




FIG. 5




FIG. 6



FIG. 7