

US00D764391S

(12) **United States Design Patent**
Shen et al.

(10) **Patent No.:** **US D764,391 S**

(45) **Date of Patent:** **** Aug. 23, 2016**

(54) **TIRE TREAD**

(71) Applicant: **COOPER TIRE & RUBBER COMPANY**, Findlay, OH (US)

(72) Inventors: **Bin Shen**, Shanghai (CN); **Jason Q. Fu**, Shanghai (CN)

(73) Assignee: **COOPER TIRE & RUBBER COMPANY**, Findlay, OH (US)

(**) Term: **14 Years**

(21) Appl. No.: **29/512,616**

(22) Filed: **Dec. 20, 2014**

(51) **LOC (10) Cl.** **12-15**

(52) **U.S. Cl.**
USPC **D12/584**

(58) **Field of Classification Search**
USPC D12/550-568, 580-604, 900
CPC B26D 3/005; B26F 1/02; B26F 1/0084;
B60C 11/031; B60C 11/033
See application file for complete search history.

(56) **References Cited**

U.S. PATENT DOCUMENTS

D513,402 S *	1/2006	Shirouzu	D12/590
D613,237 S *	4/2010	Mukai	D12/585
D647,033 S *	10/2011	Murata	D12/584
D668,600 S *	10/2012	Pingenat	D12/584
D673,109 S *	12/2012	Miyazaki	D12/584
D682,776 S *	5/2013	Miyazaki	D12/585
D686,567 S *	7/2013	Fu	D12/600
D700,131 S *	2/2014	Miyazaki	D12/582

D706,708 S *	6/2014	Fontaine	D12/583
D709,437 S *	7/2014	Fu	D12/585
D726,104 S *	4/2015	Scheifele	D12/603
D735,643 S *	8/2015	Fu	D12/584
D744,938 S *	12/2015	Wang	D12/584

OTHER PUBLICATIONS

Toyo 330 Tire found online [Dec. 17, 2015] <http://tiresaddict.com/vendor/toyo/330/>.*

* cited by examiner

Primary Examiner — Robert M Spear

Assistant Examiner — John Voytek

(74) *Attorney, Agent, or Firm* — Fay Sharpe LLP

(57) **CLAIM**

The ornamental design for a tire tread, as shown and described.

DESCRIPTION

FIG. 1 is a perspective view of the tire tread of the present application;

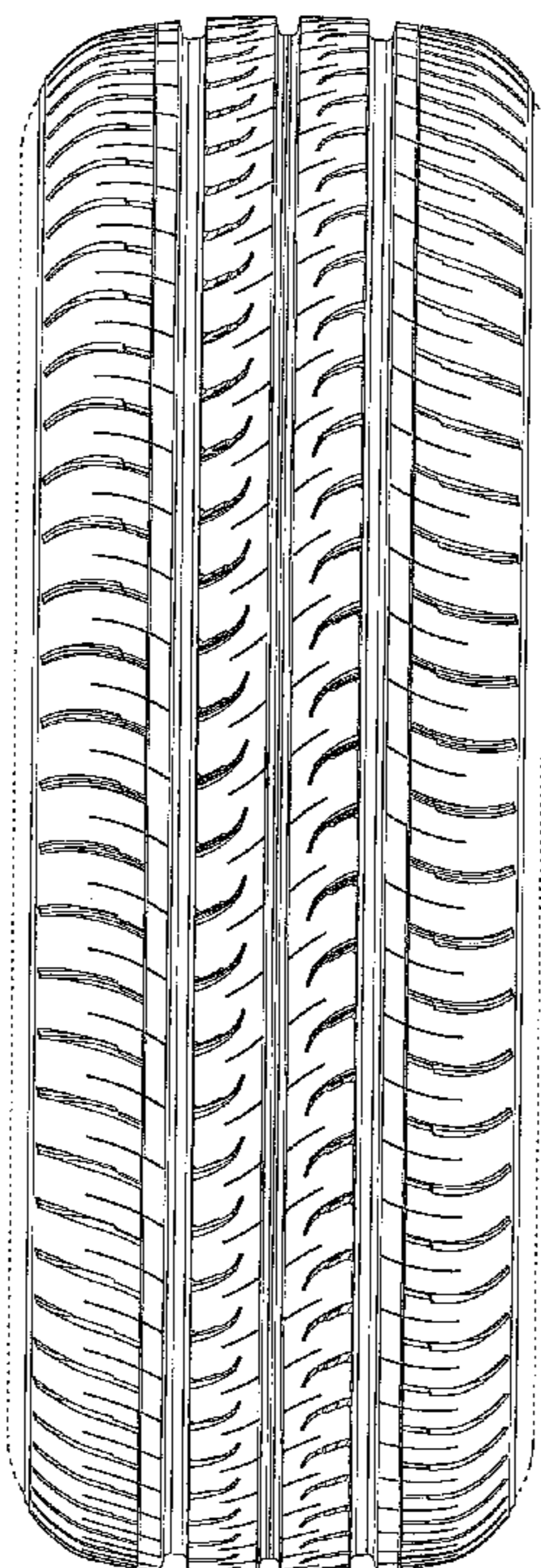
FIG. 2 is an enlarged side view thereof; and

FIG. 3 is a front view thereof; and,

FIG. 4 is an enlarged, partial front thereof.

The other side of the tire is identical to FIG. 2. The broken line showings of the sidewall, inner bead, and the peripheral boundary between the tire tread and the sidewall, are included for the purpose of illustrating environment and form no part of the claim.

1 Claim, 4 Drawing Sheets



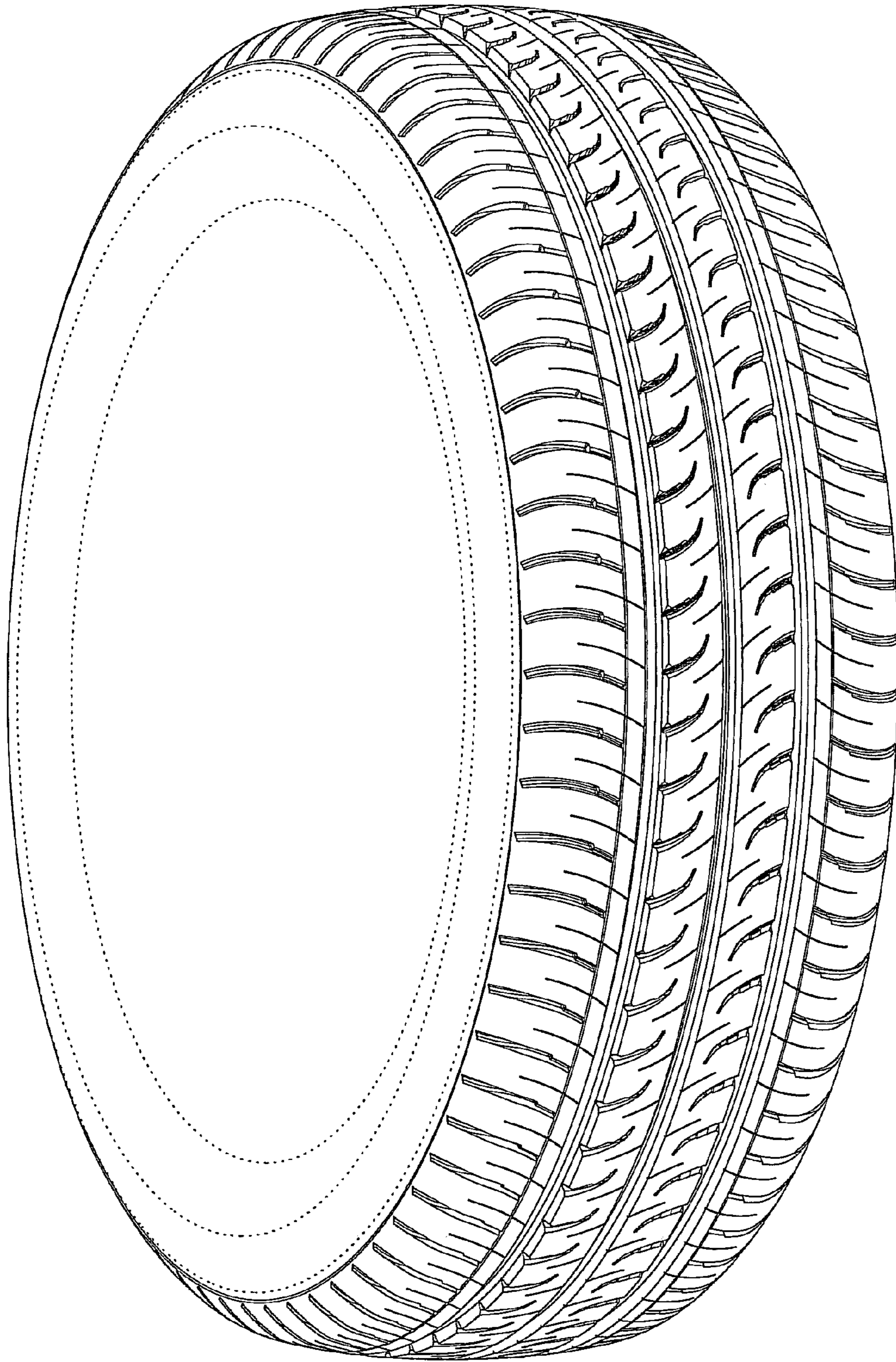


FIG. 1

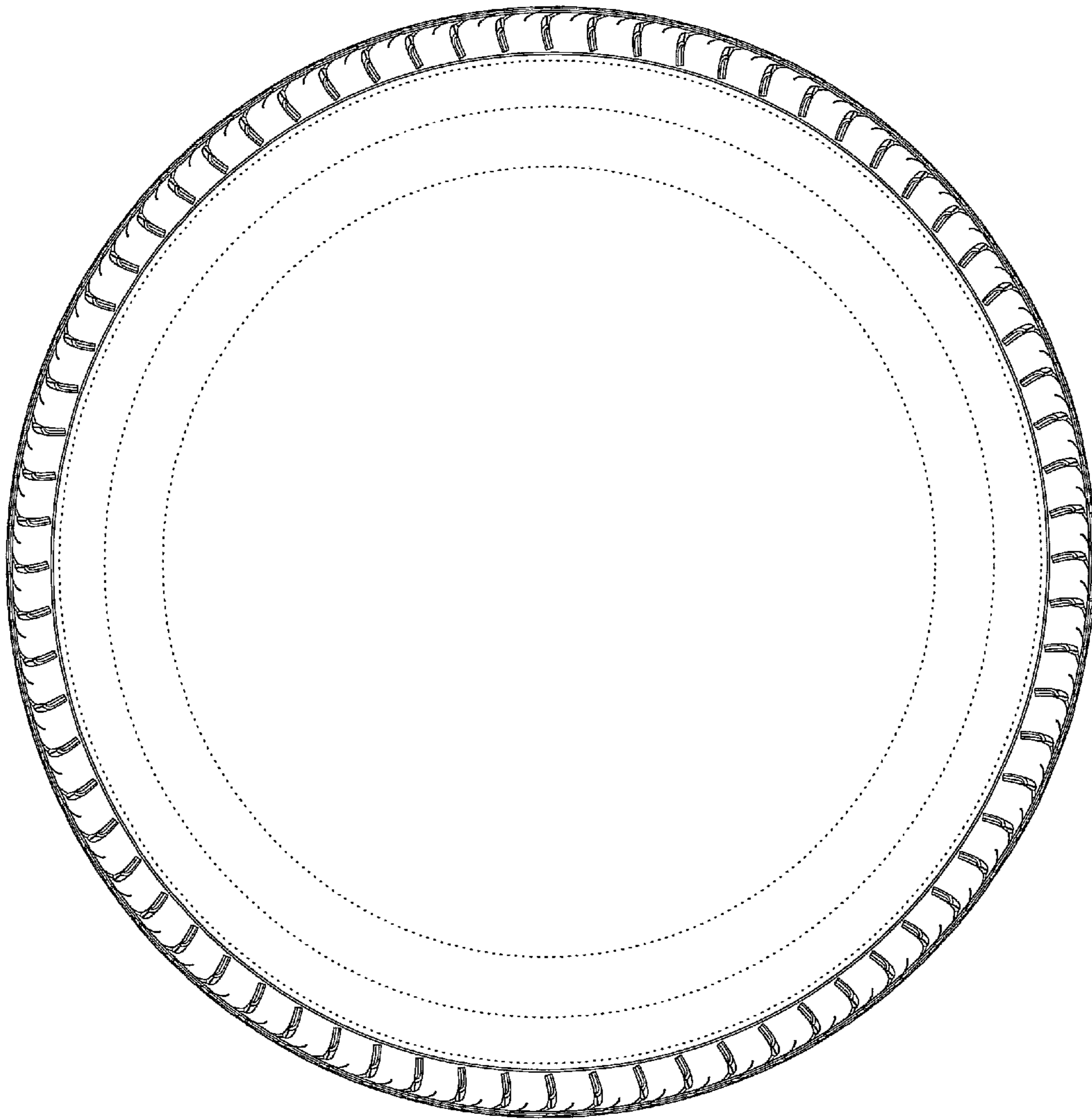


FIG. 2

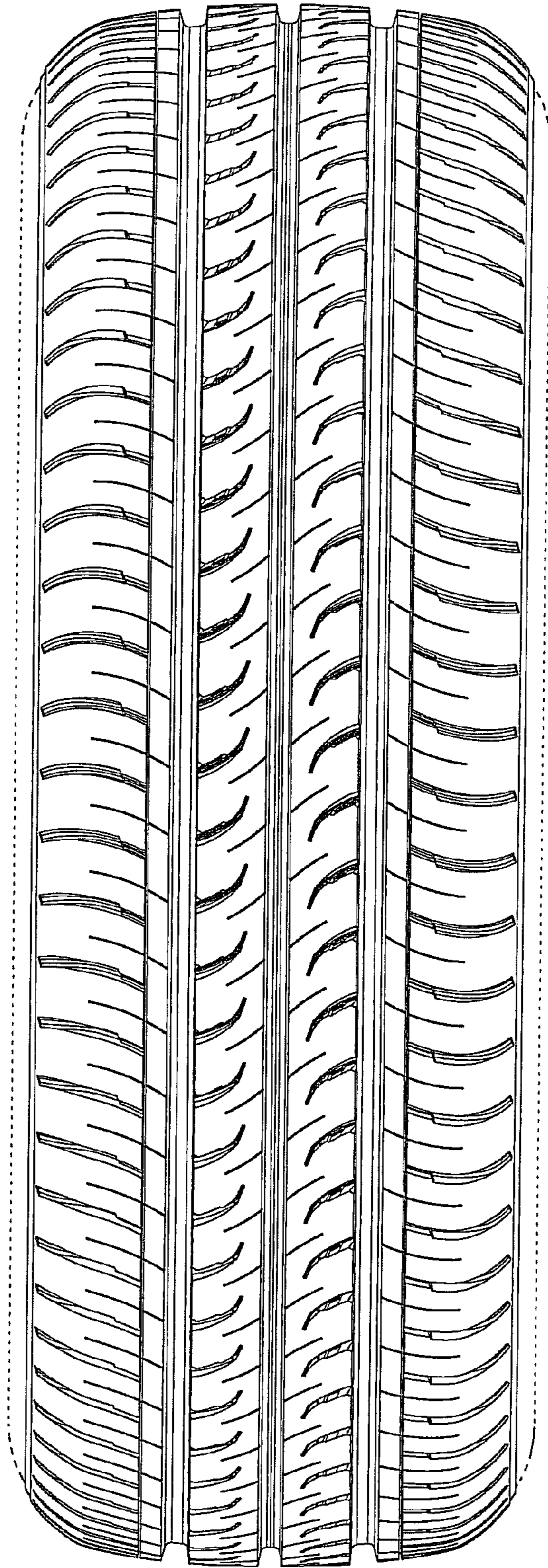


FIG. 3

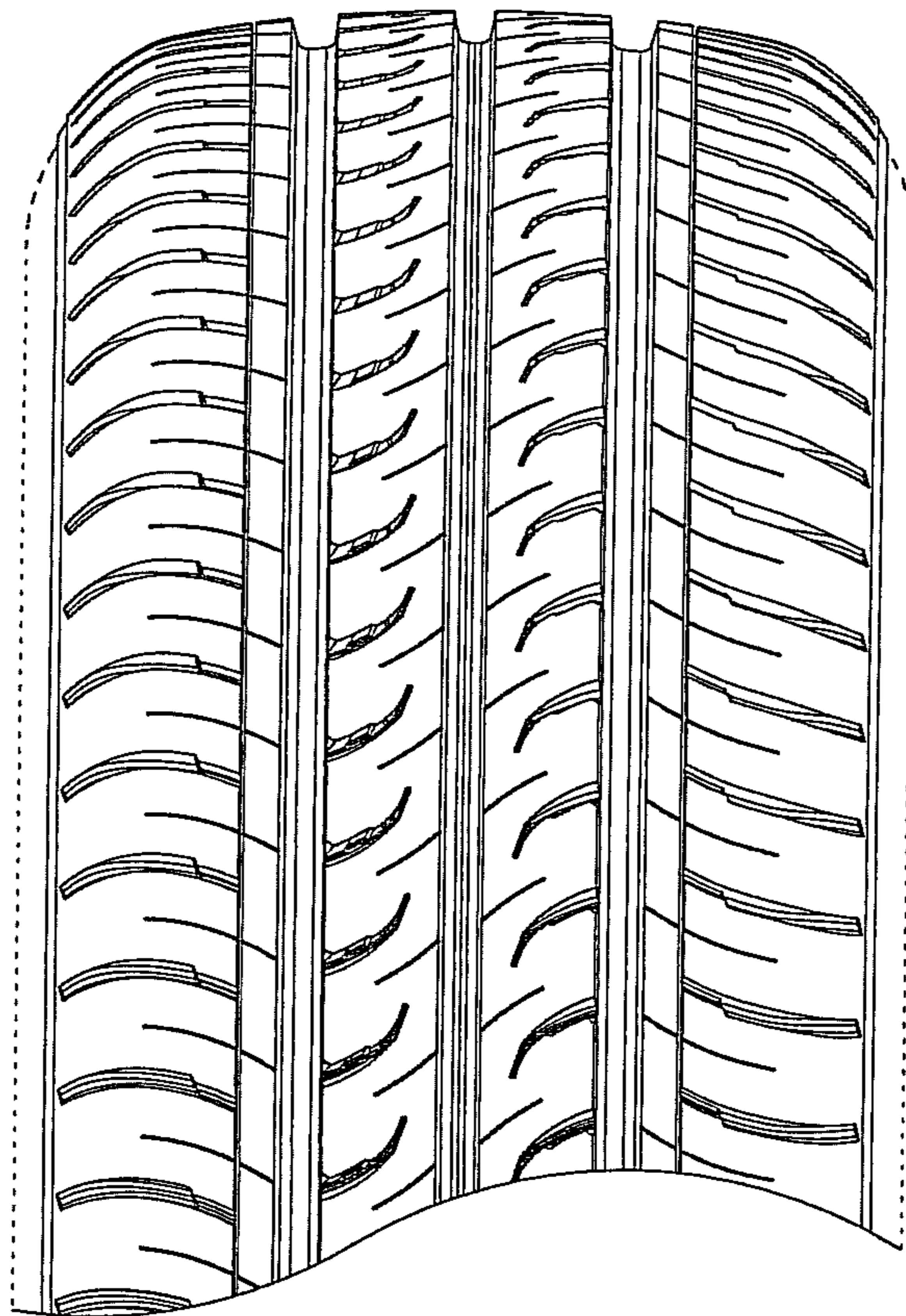


FIG. 4