



US00D764390S

(12) **United States Design Patent**
Umstot et al.

(10) **Patent No.:** **US D764,390 S**

(45) **Date of Patent:** **** Aug. 23, 2016**

(54) **TIRE**

(71) Applicant: **The Goodyear Tire & Rubber Company**, Akron, OH (US)

(72) Inventors: **Dale Edward Umstot**, Atwater, OH (US); **Shannon Joseph Hughes**, Rootstown, OH (US); **Lee Kuan Chiew**, Akron, OH (US); **Timothy Robert Richards**, Olmsted Falls, OH (US); **Jennifer Lyn Ryba**, Wadsworth, OH (US)

(73) Assignee: **The Goodyear Tire & Rubber Company**, Akron, OH (US)

(**) Term: **14 Years**

(21) Appl. No.: **29/487,731**

(22) Filed: **Apr. 11, 2014**

(51) **LOC (10) Cl.** **12-15**

(52) **U.S. Cl.**
USPC **D12/584**; D12/588

(58) **Field of Classification Search**
USPC D12/514, 516, 519, 521, 523, 531, 532, D12/533, 547, 550, 556, 563, 583, 584, 585, D12/586, 587, 588, 589, 591, 590, 595, 600, D12/601, 603
CPC B60C 11/0304; B60C 11/1236; B60C 11/1392; B60C 2011/0341; B60C 2011/0374; B60C 11/0306; B60C 11/04; B60C 11/12; B60C 11/1369; B60C 2011/0372; B60C 2011/0381; B60C 2011/0383; B60C 2011/0395; B60C 2011/1254; B60C 11/0302; B60C 11/11; B60C 2011/0346; B60C 2011/0365; B60C 2011/0369; B60C 11/032; B60C 2011/0348; B60C 2011/0353; B60C 2011/0388; Y10S 152/03; Y10S 152/902

See application file for complete search history.

(56) **References Cited**

U.S. PATENT DOCUMENTS

D329,218 S 9/1992 Ohtsu D12/147
D349,673 S * 8/1994 Seimiya D12/585

(Continued)

FOREIGN PATENT DOCUMENTS

EM 000730940-0004 6/2007
EM 000730940-0009 6/2007
EM 002316547-0010 9/2013

Primary Examiner — Manpreet Matharu

Assistant Examiner — Mojtaba Tehrani

(74) *Attorney, Agent, or Firm* — Robert N. Lipsik

(57) **CLAIM**

The ornamental design for a tire, as shown and described.

DESCRIPTION

FIG. 1 is a perspective view of a tire showing our new design, it being understood that the pattern repeats uniformly throughout the circumference of the tread;

FIG. 2 is a front elevation view thereof;

FIG. 3 is a right side elevation view thereof; the opposite side elevation view being identical thereto;


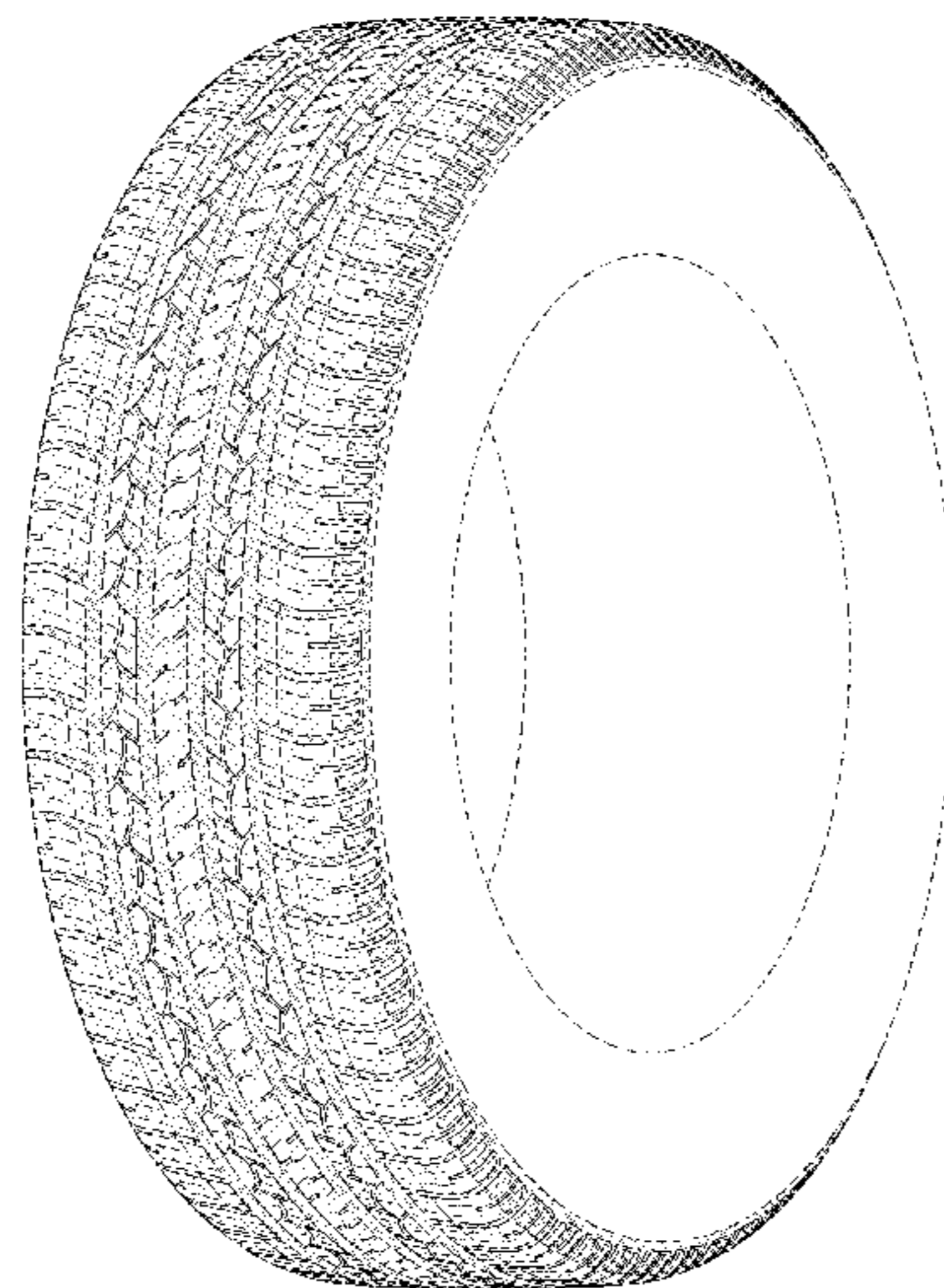
FIG. 4 is an enlarged fragmentary front elevation view thereof;

FIG. 5 is a perspective view of a second embodiment of a tire showing our new design, it being understood that the pattern repeats uniformly throughout the circumference of the tread and that the opposite side view is identical thereto; and,

FIG. 6 is a front elevation view of a second embodiment, it being understood that an enlarged fragmentary view thereof would be substantially identical to that shown in FIG. 4, with the exception of the inclusion of the sidewall in solid lines.

In the drawings, the broken lines showing of the sidewall, inner bead, tread ties, the corner tread chamfers and the peripheral boundary between the tire tread and the sidewall depict environmental subject matter and form no part of the claimed design.

1 Claim, 6 Drawing Sheets



(56)

References Cited

U.S. PATENT DOCUMENTS

D355,877 S *	2/1995	Allison	D12/532	D525,192 S	7/2006	Shondel et al.	D12/552
D364,370 S	11/1995	Weimer et al.	D12/147	D531,111 S	10/2006	Fukunaga	D12/586
D367,835 S	3/1996	Killian	D12/147	D531,113 S	10/2006	Dixon et al.	D12/587
D410,600 S	6/1999	Matsuda	D12/146	D531,572 S	11/2006	Schmalix et al.	D12/588
D426,178 S	6/2000	Weber et al.	D12/146	D535,611 S	1/2007	Sundkvist et al.	D12/588
D426,499 S	6/2000	Graas	D12/147	D550,609 S	9/2007	Ibaraki	12/601
D426,502 S	6/2000	O'Neill et al.	D12/147	D560,600 S	1/2008	Dixon et al.	D12/588
D426,796 S	6/2000	Oliver et al.	D12/146	D571,286 S	6/2008	Fontaine et al.	D12/591
D429,477 S	8/2000	Williams	D12/147	D581,346 S	11/2008	Shondel et al.	D12/521
D445,071 S	7/2001	Brightwell et al.	D12/147	D584,680 S	1/2009	Hutz	D12/586
D455,997 S	4/2002	Fierro et al.	D12/527	D589,437 S	3/2009	Beha et al.	D12/588
D462,314 S	9/2002	Regallis et al.	D12/588	D604,231 S	11/2009	Hada	D12/589
D472,517 S	4/2003	Hutz et al.	D12/590	D604,692 S	11/2009	Ebiko et al.	D12/587
D483,322 S	12/2003	Knowles et al.	D12/601	D613,239 S *	4/2010	Harvey	D12/588
D488,770 S	4/2004	Sundkvist et al.	D12/588	D619,958 S *	7/2010	Maxwell	D12/586
D491,135 S	6/2004	Lassan et al.	D12/601	D631,428 S *	1/2011	Yonetsu	D12/600
D500,984 S	1/2005	Allison et al.	D12/588	D637,144 S *	5/2011	Shinohara	D12/588
D503,374 S	3/2005	Maxwell et al.	D12/553	D682,189 S	5/2013	Lu	D12/588
D504,658 S	5/2005	Fukunaga et al.	D12/601	D684,920 S	6/2013	Maxwell et al.	D12/521
D519,442 S *	4/2006	Sakaguchi	D12/519	D700,878 S *	3/2014	Takemoto	D12/523
					D735,114 S	7/2015	Curtis et al.	D12/521
					D739,816 S *	9/2015	Lamb	D12/589
					D740,208 S *	10/2015	Rohweder	D12/584

* cited by examiner

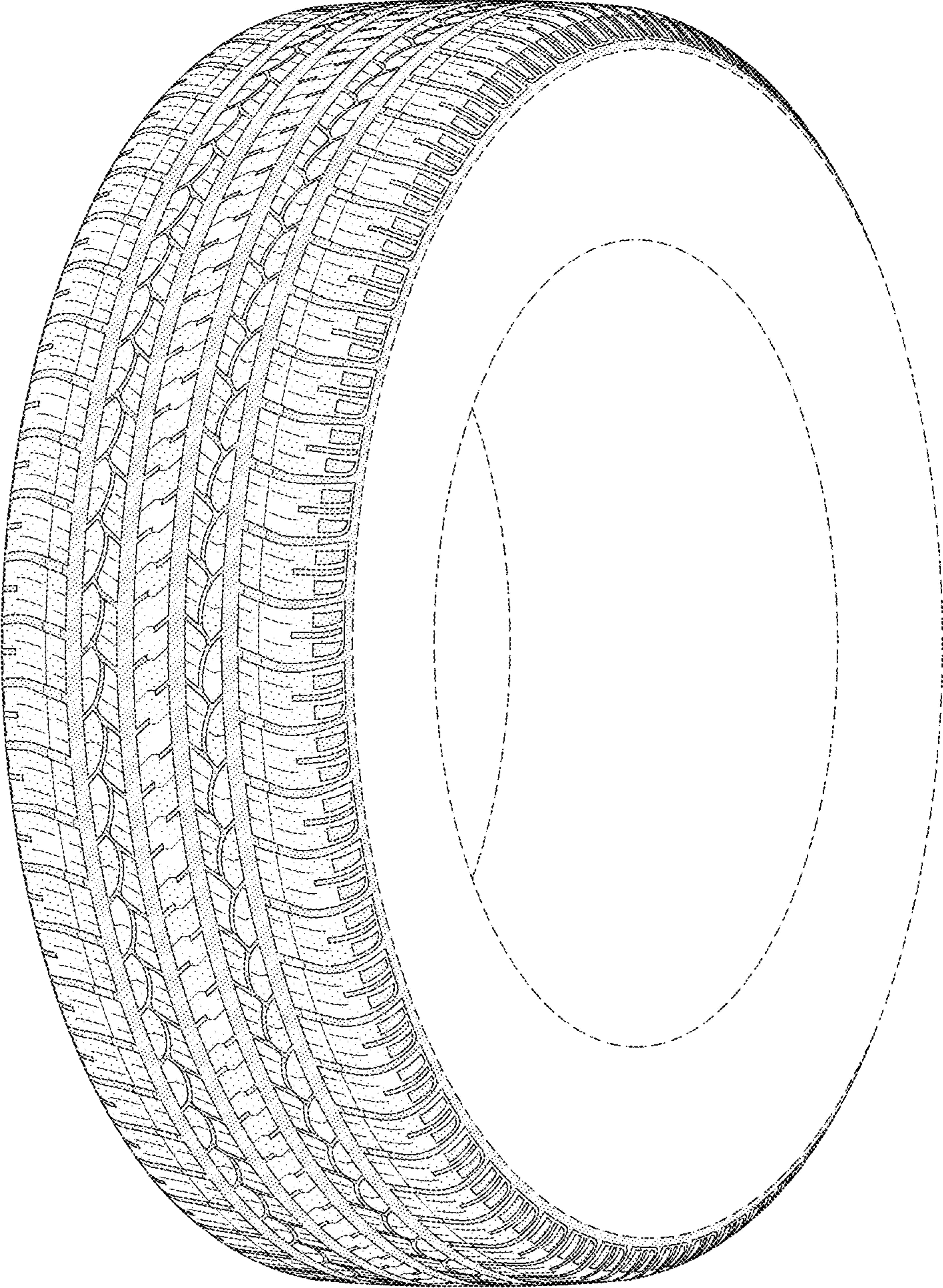


FIG 1

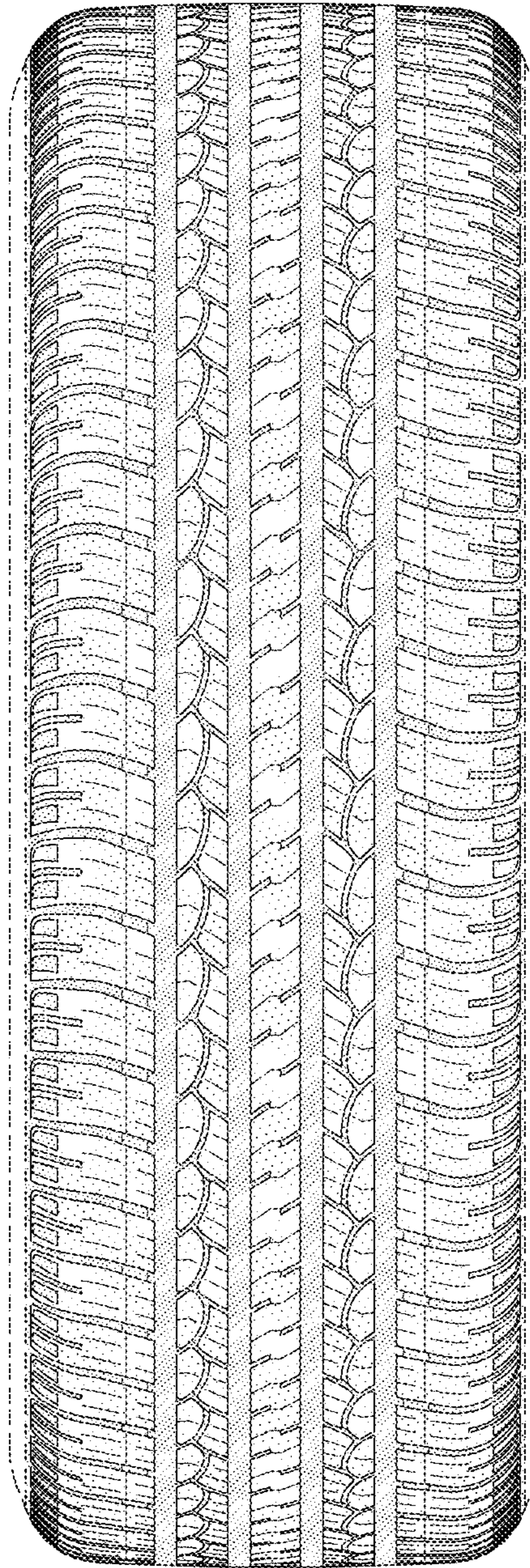


FIG 2

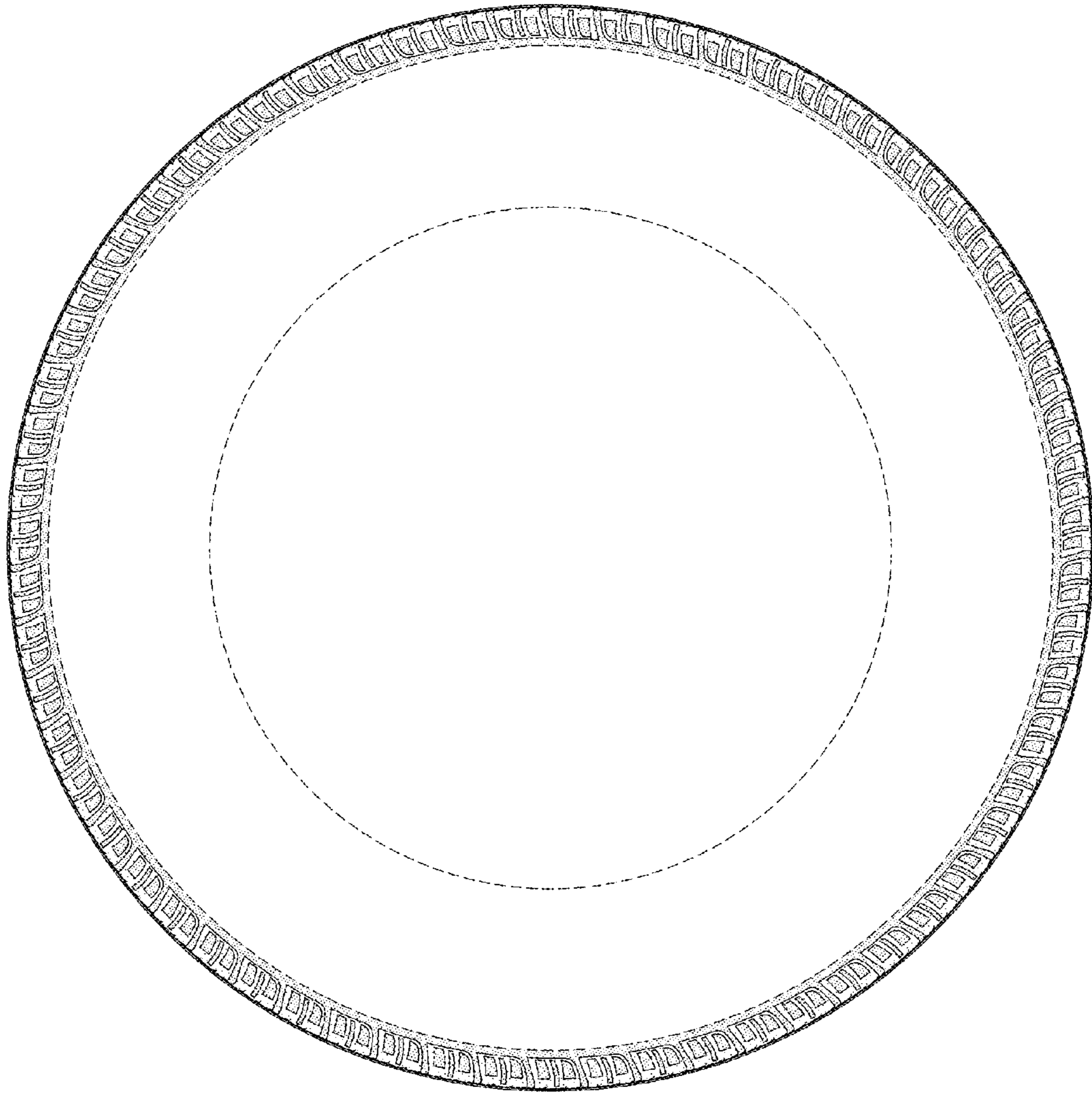


FIG 3

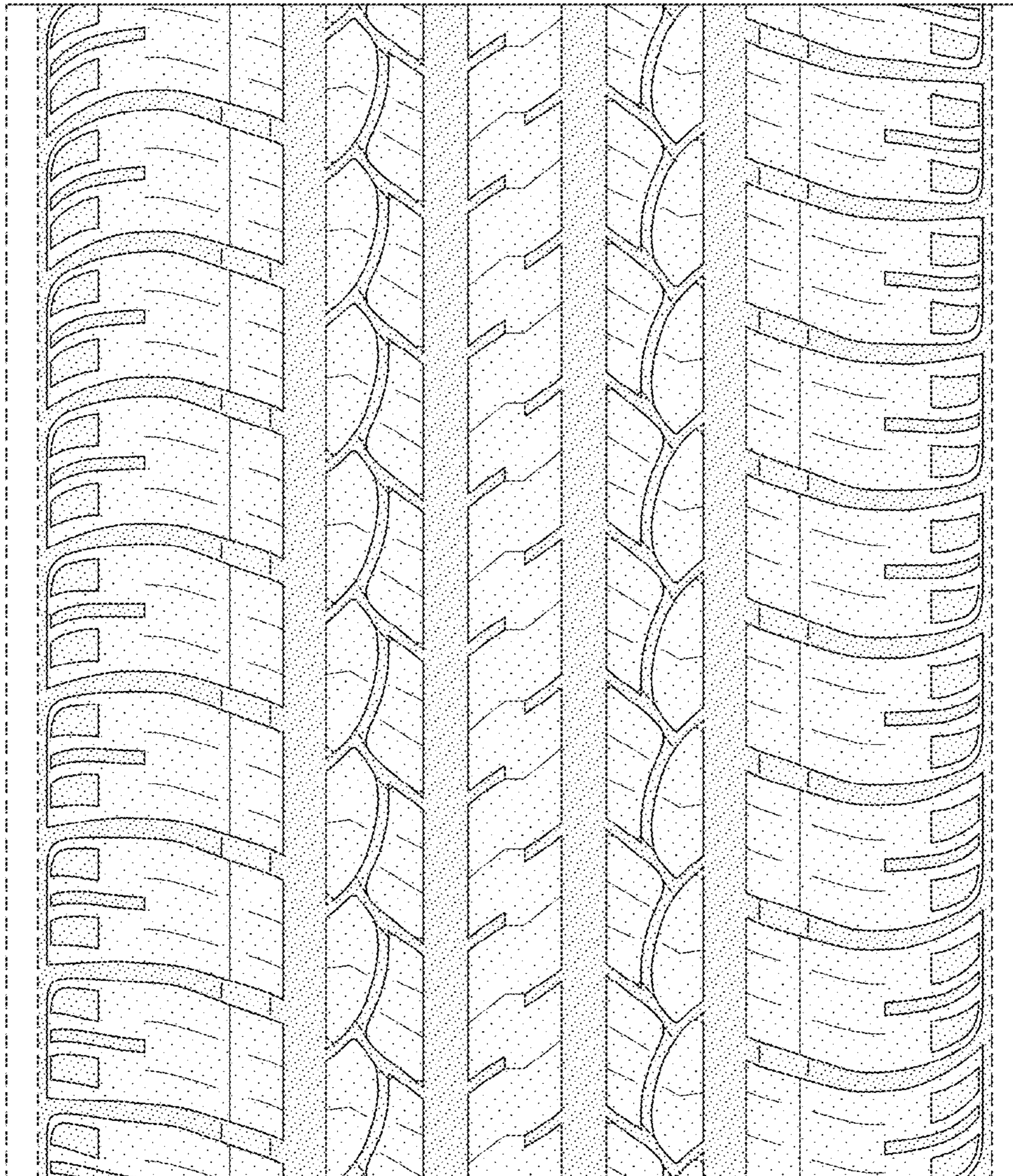


FIG 4

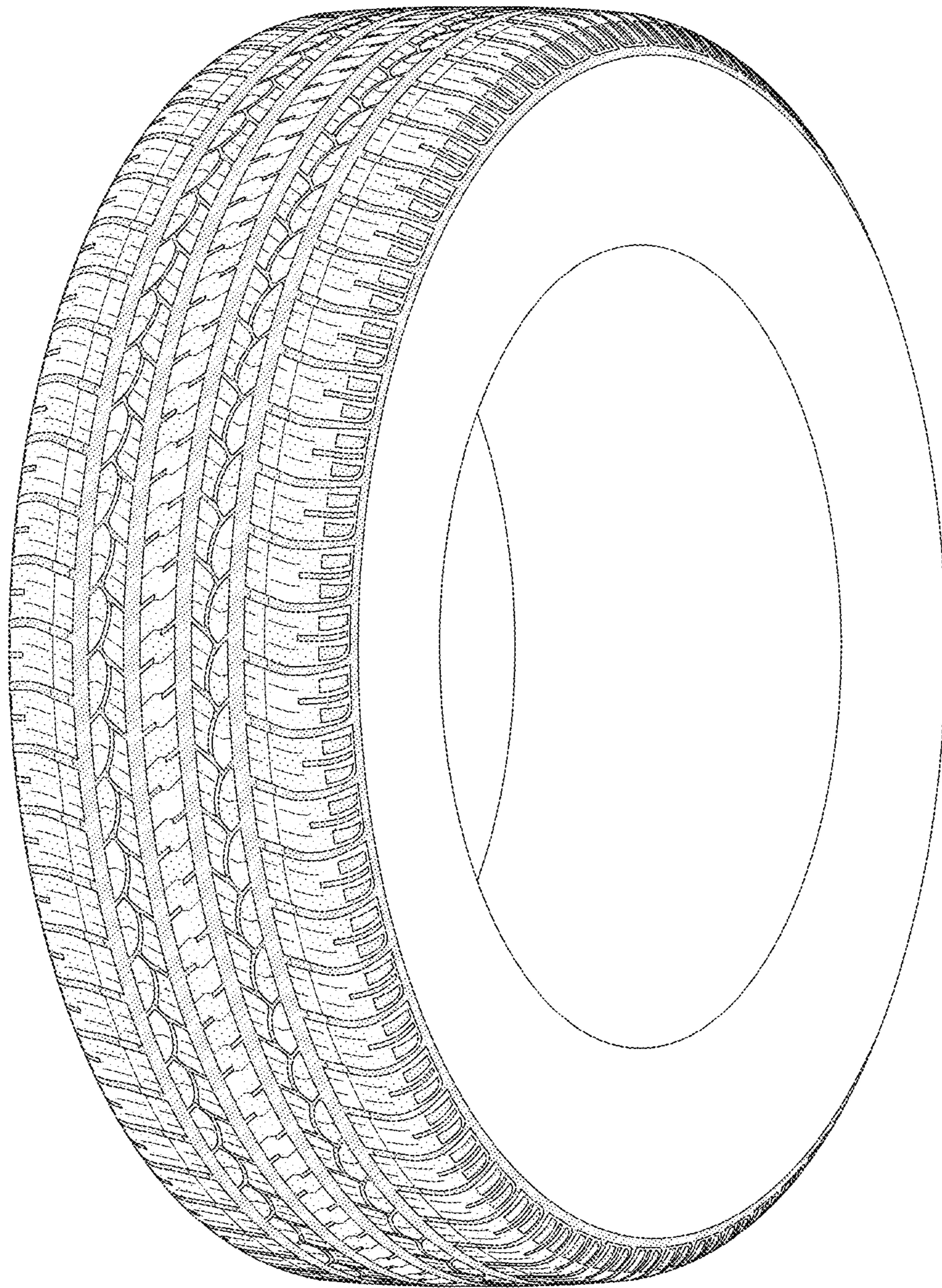


FIG 5

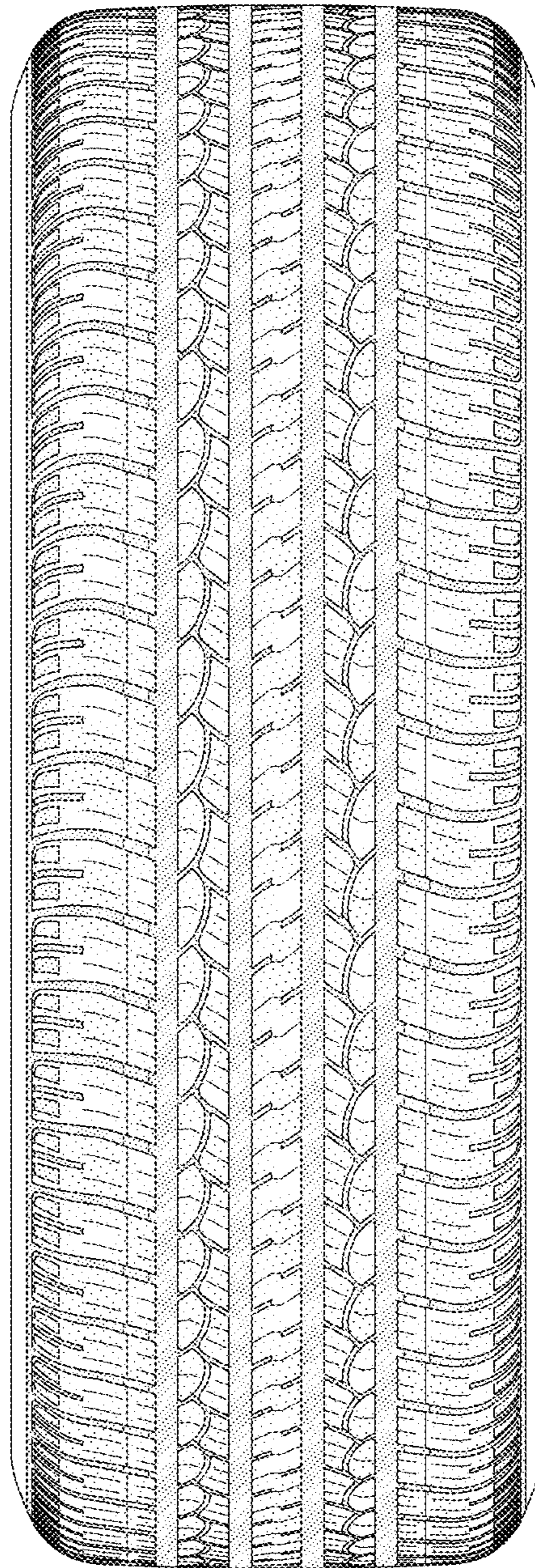


FIG 6