

US00D764385S

(12) **United States Design Patent**
Komazaki et al.

(10) **Patent No.:** **US D764,385 S**

(45) **Date of Patent:** **** Aug. 23, 2016**

(54) **SEAL**

CPC G09F 21/04
See application file for complete search history.

(71) Applicant: **NHK SPRING CO., LTD.**, Kanagawa (JP)

(56) **References Cited**

(72) Inventors: **Masaya Komazaki**, Kanagawa (JP); **Go Nagayasu**, Kanagawa (JP)

U.S. PATENT DOCUMENTS

(73) Assignee: **NHK SPRING CO., LTD.** (JP)

D351,220 S * 10/1994 Barnes D23/260
D450,290 S * 11/2001 Schardt D12/213
D471,428 S * 3/2003 Mirick D8/331
D512,627 S * 12/2005 Okada D8/331
D719,897 S * 12/2014 Sato D12/400
2004/0091335 A1 * 5/2004 Nagasawa B62D 25/24
411/508

(**) Term: **14 Years**

(21) Appl. No.: **29/497,269**

* cited by examiner

(22) Filed: **Jul. 22, 2014**

(30) **Foreign Application Priority Data**

Primary Examiner — Katrina A Betton

Jan. 23, 2014 (JP) 2014-001218
Jan. 23, 2014 (JP) 2014-001219
Jan. 23, 2014 (JP) 2014-001220
Jan. 23, 2014 (JP) 2014-001221
Jan. 23, 2014 (JP) 2014-001222
Jan. 23, 2014 (JP) 2014-001223
Jan. 23, 2014 (JP) 2014-001224

(74) *Attorney, Agent, or Firm* — Fitch Even Tabin & Flannery LLP

(51) **LOC (10) Cl.** **12-16**

(57) **CLAIM**

(52) **U.S. Cl.**
USPC **D12/400**

We claim the ornamental design for a seal, as shown and described.

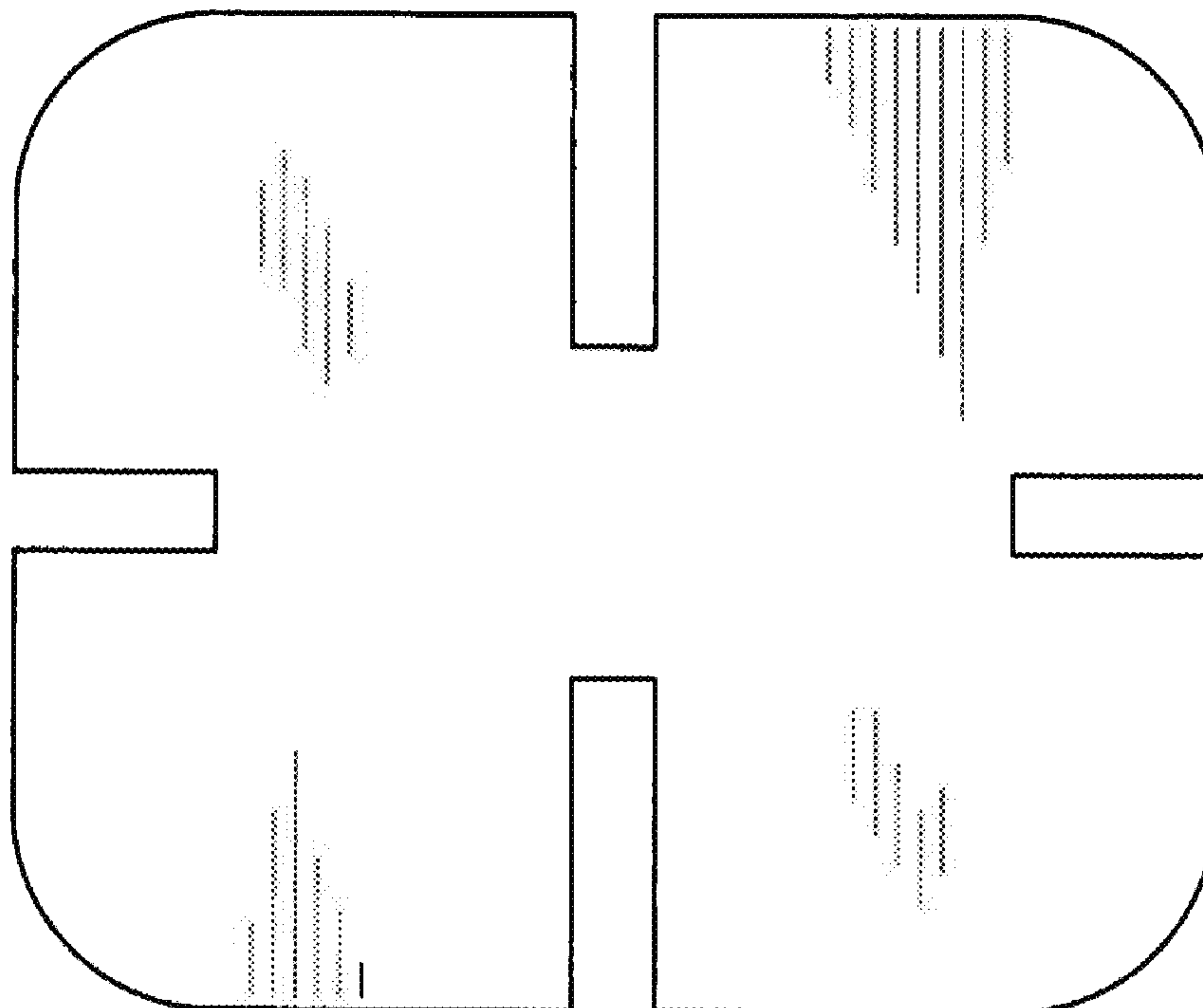
(58) **Field of Classification Search**
USPC D12/400

DESCRIPTION

FIG. 1 is a front view of a seal, showing our new design; and, FIG. 2 is a rear view thereof.

The design is a thin and flat seal; therefore only front and rear views are shown.

1 Claim, 1 Drawing Sheet



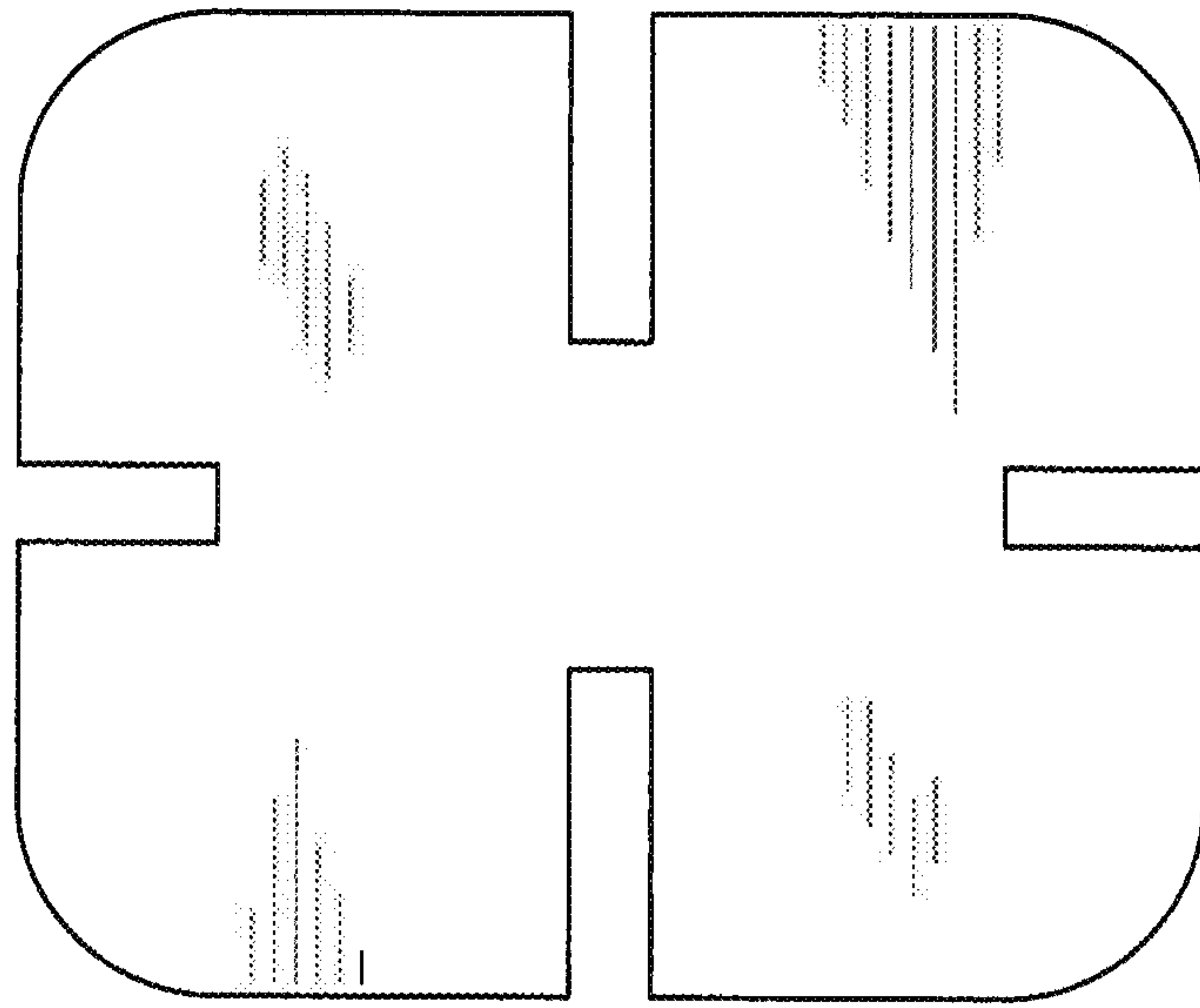


Fig. 1

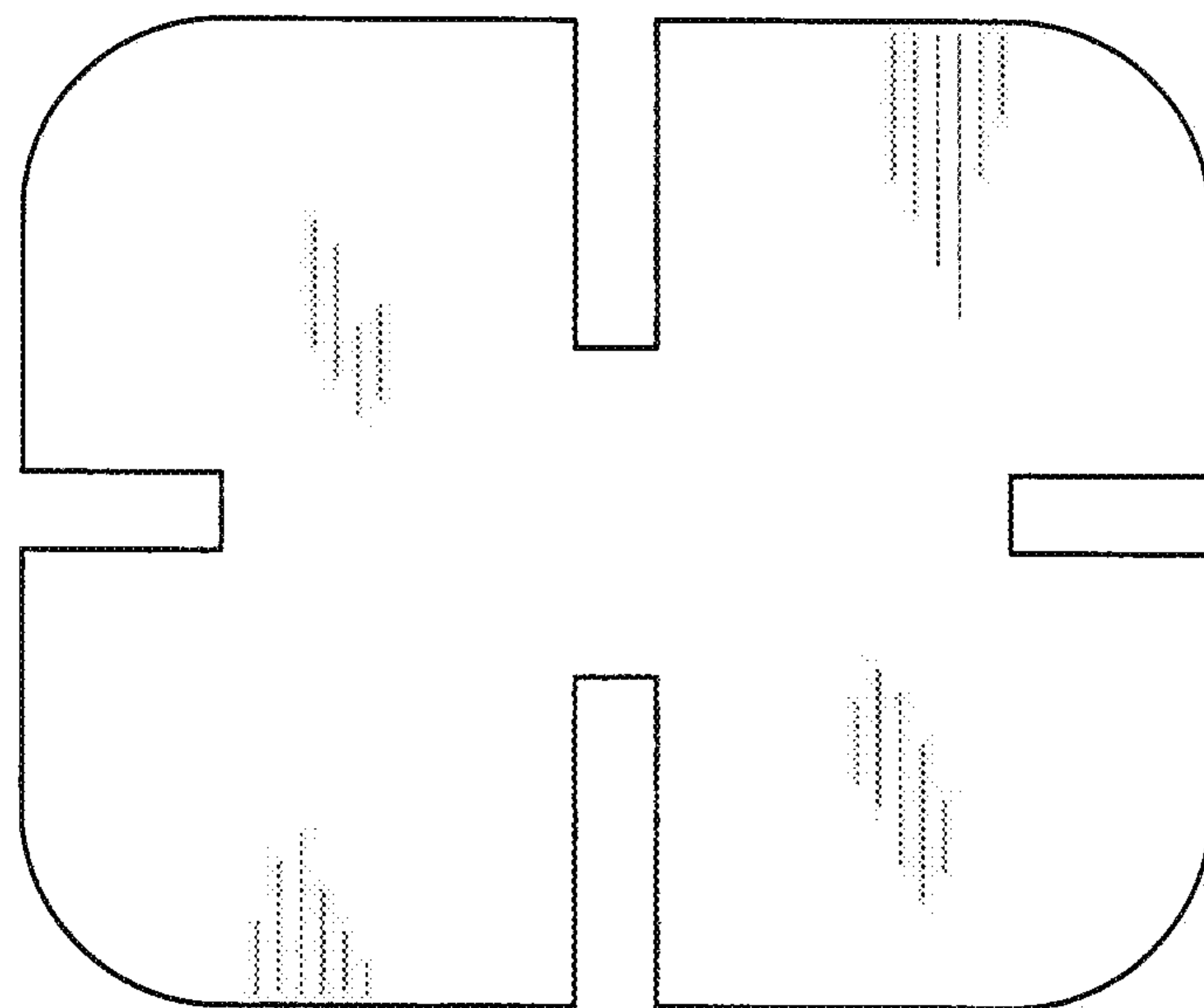


Fig. 2