



US00D764381S

(12) **United States Design Patent**
Conrad

(10) **Patent No.:** **US D764,381 S**

(45) **Date of Patent:** **** Aug. 23, 2016**

- (54) **RAILING ASSEMBLY**
- (71) Applicant: **Premier Marine, Inc.**, Wyoming, MN (US)
- (72) Inventor: **Kristie Conrad**, Cambridge, MN (US)
- (73) Assignee: **Premier Marine, Inc.**, Wyoming, MN (US)
- (**) Term: **15 Years**
- (21) Appl. No.: **29/527,006**
- (22) Filed: **May 14, 2015**
- (51) **LOC (10) Cl.** **12-06**
- (52) **U.S. Cl.**
USPC **D12/317**
- (58) **Field of Classification Search**
USPC D12/300–318; D25/38.1, 41.1; 114/61.1, 61.14, 61.2, 61.22, 61.24, 114/343, 352, 355, 356, 357, 361
CPC B63B 1/12; B63B 1/121; B63B 1/125; B63B 17/02; B63B 17/026; B63B 17/04
See application file for complete search history.

- 5,706,754 A * 1/1998 Menne, Jr. B63B 17/04 114/364
- D397,987 S * 9/1998 Anderson D12/300
- D416,852 S * 11/1999 Clarke D12/300
- 6,158,377 A * 12/2000 Szukhent, Jr. B63B 17/02 114/361
- 6,209,477 B1 * 4/2001 Biedenweg B63B 17/02 114/361
- 6,598,552 B1 * 7/2003 Rouse B63B 1/12 114/292
- D513,224 S * 12/2005 Powers D12/300
- D516,495 S * 3/2006 Menne D12/300
- 7,185,599 B1 * 3/2007 Griffiths B63B 35/665 114/248
- 7,520,240 B2 * 4/2009 Tufte B63B 17/02 114/361
- D641,747 S * 7/2011 Gisborne D14/300
- 8,056,495 B2 * 11/2011 Lemons B63B 17/02 114/361
- 8,770,136 B2 * 7/2014 Larson B63B 17/02 114/361
- D718,698 S * 12/2014 Cooney D12/317

* cited by examiner

Primary Examiner — Cynthia M Chin
(74) *Attorney, Agent, or Firm* — Winthrop & Weinstine, P.A.

(57) **CLAIM**
The ornamental design for a railing assembly, as shown and described.

(56) **References Cited**

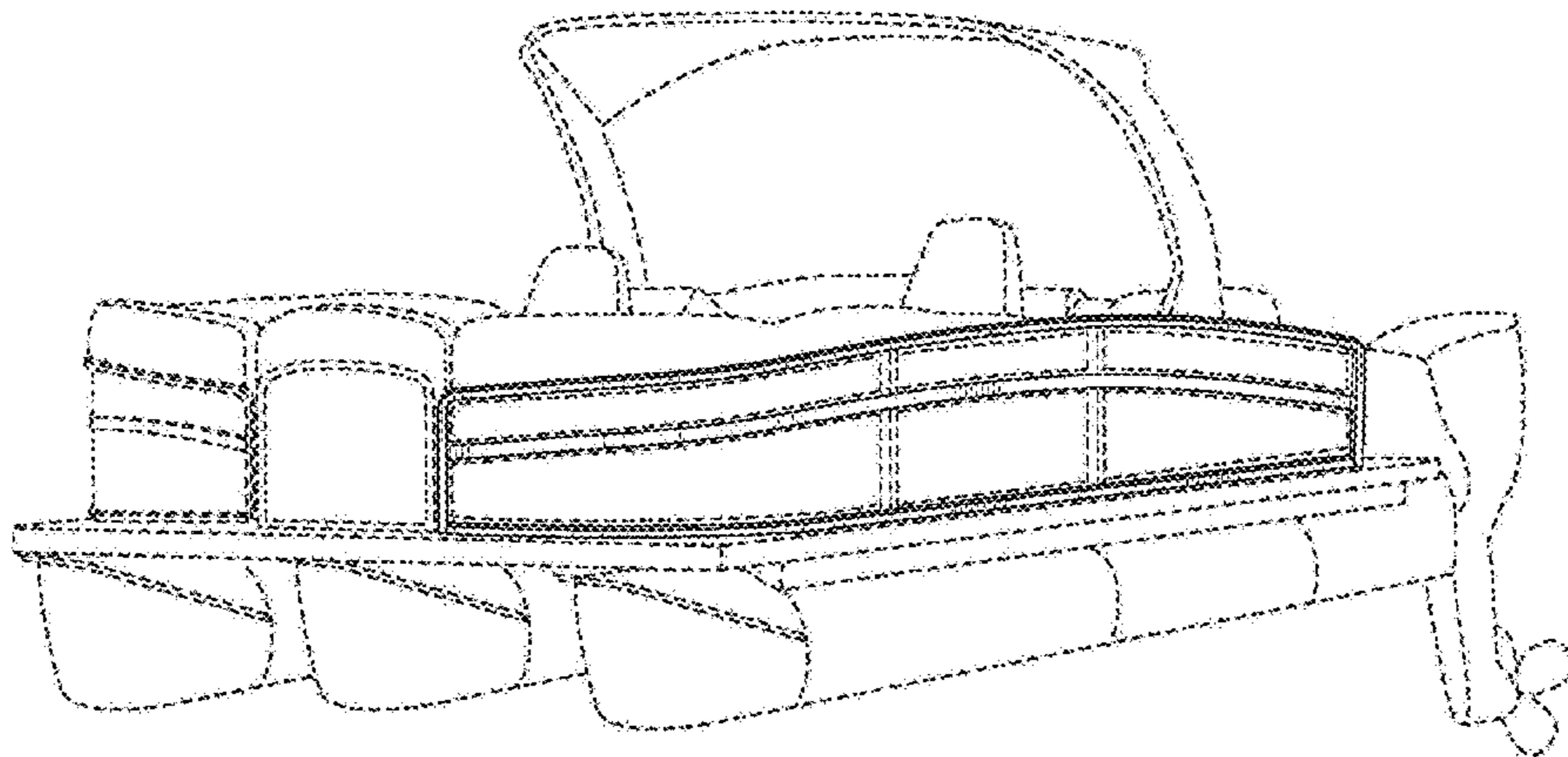
U.S. PATENT DOCUMENTS

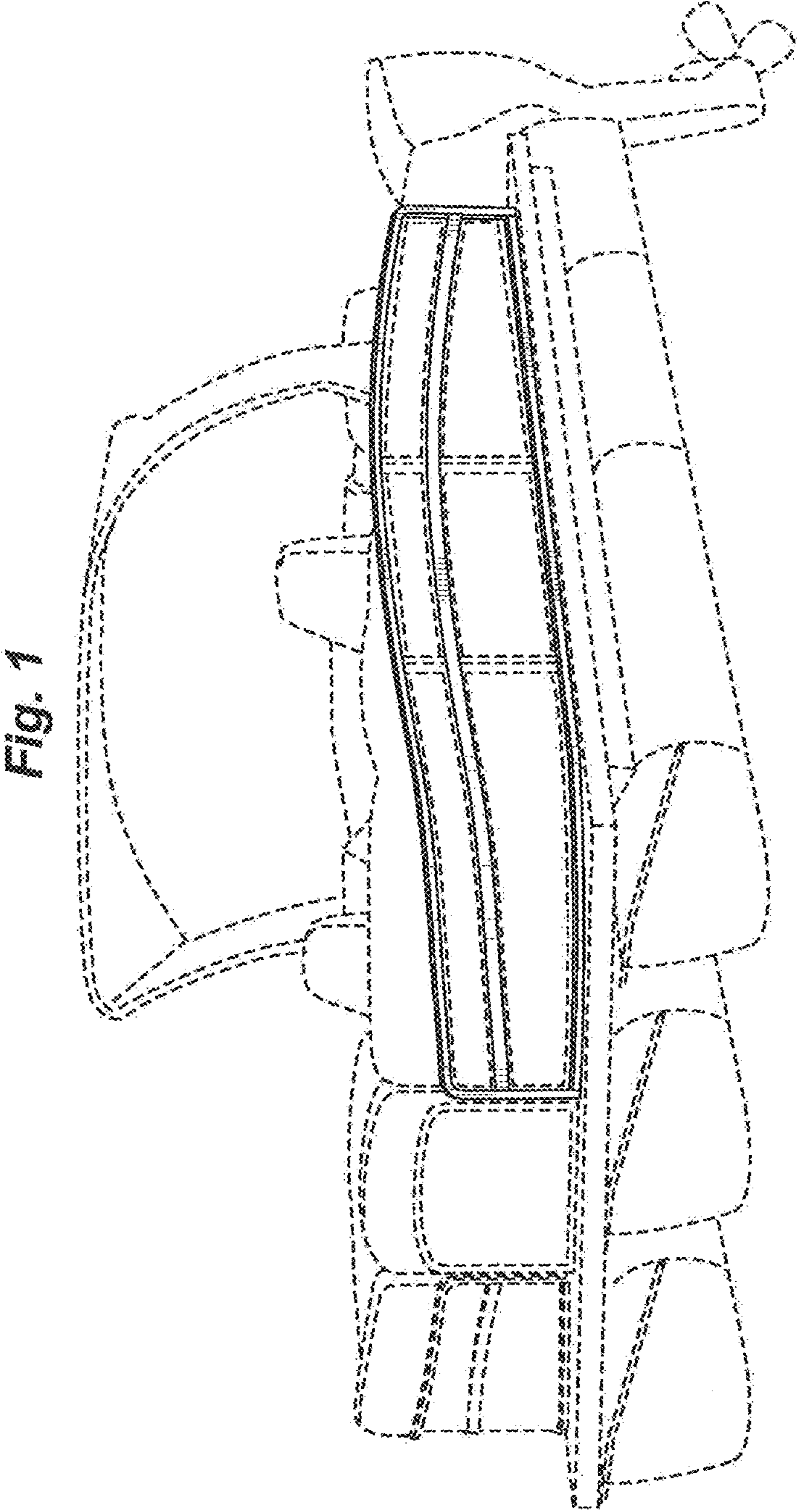
- D298,310 S * 11/1988 Robbins D12/306
- 4,883,016 A * 11/1989 Larson B63B 29/14 114/363
- D315,138 S * 3/1991 Simpkins, Sr. D12/304
- 5,056,448 A * 10/1991 Miller, Sr. B63B 7/04 114/357
- 5,085,165 A * 2/1992 Reed B63B 27/14 114/362
- D341,811 S * 11/1993 Pepper D12/300
- 5,279,249 A * 1/1994 Pepper B63B 3/18 114/355
- 5,558,034 A * 9/1996 Hodapp B63C 13/00 114/44
- 5,706,752 A * 1/1998 Menne, Jr. B63B 17/02 114/361

DESCRIPTION

FIG. 1 is a perspective view of a railing assembly; FIG. 2 is a front view of FIG. 1; FIG. 3 is a left side view of FIG. 1; FIG. 4 is a rear view of FIG. 1; FIG. 5 is a right side view of FIG. 1; FIG. 6 is a top view of FIG. 1; and, FIG. 7 is a bottom view of FIG. 1. The broken lines represent the environment in which the article resides and unclaimed portions of the railing assembly. None of the broken lines form a part of the claimed design.

1 Claim, 3 Drawing Sheets





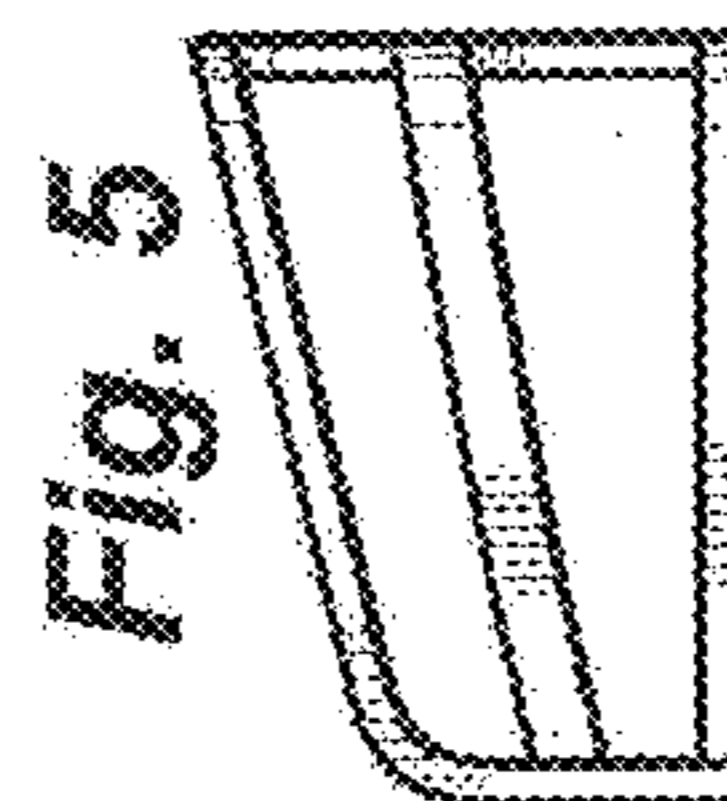
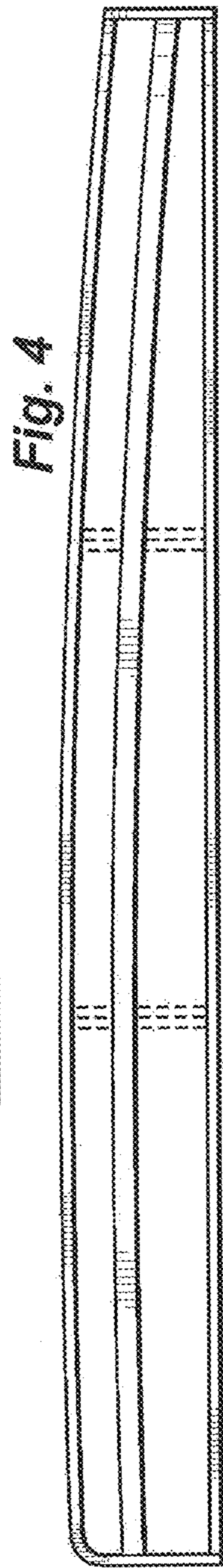
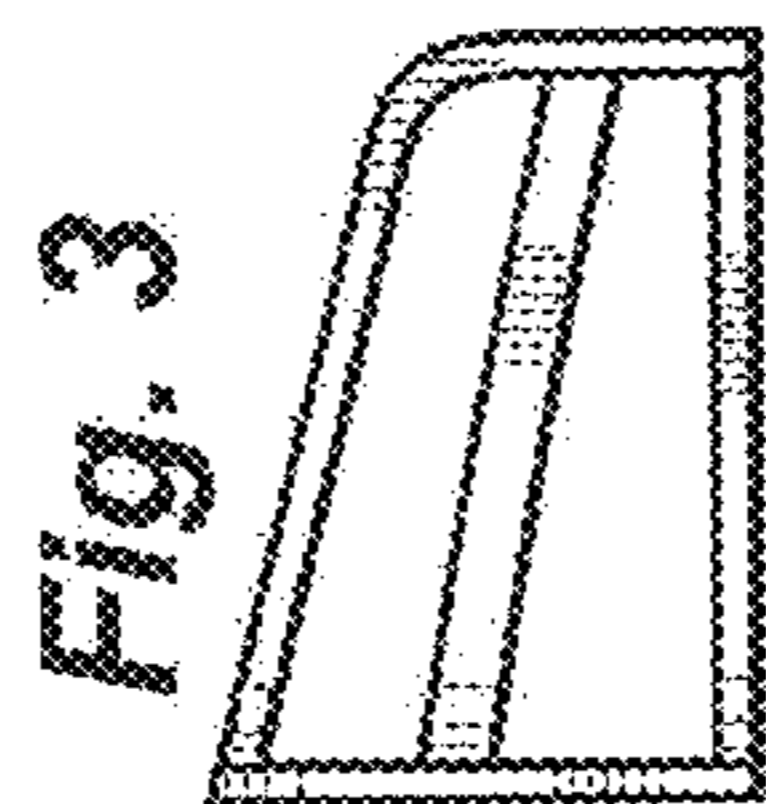
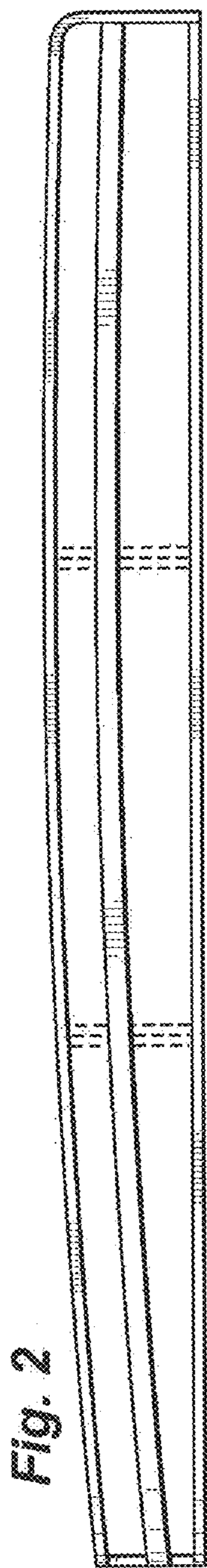


Fig. 6




Fig. 7

