



US00D764380S

(12) **United States Design Patent**  
**Conrad**

(10) **Patent No.:** **US D764,380 S**

(45) **Date of Patent:** **\*\* Aug. 23, 2016**

(54) **UPPER RAIL FOR A WATERCRAFT**

(71) Applicant: **Premier Marine, Inc.**, Wyoming, MN (US)

(72) Inventor: **Kristie Conrad**, Cambridge, MN (US)

(73) Assignee: **Premier Marine, Inc.**, Wyoming, MN (US)

(\*\*) Term: **15 Years**

(21) Appl. No.: **29/526,857**

(22) Filed: **May 13, 2015**

(51) **LOC (10) Cl.** ..... **12-06**

(52) **U.S. Cl.**  
USPC ..... **D12/317; D25/38.1**

(58) **Field of Classification Search**  
USPC ..... D12/300–318; D25/38.1, 41.1, 124;  
114/61.1, 61.14, 61.2, 61.22, 61.24,  
114/343, 352, 355, 356, 357, 361, 364  
CPC ..... B63B 1/12; B63B 1/121; B63B 1/125;  
B63B 17/02; B63B 17/026; B63B 17/04  
See application file for complete search history.

(56) **References Cited**

**U.S. PATENT DOCUMENTS**

D258,279 S \* 2/1981 Moore ..... D12/302  
D335,353 S \* 5/1993 Baker ..... D25/38.1  
5,706,753 A \* 1/1998 Menne ..... B63B 17/02  
114/361

5,706,754 A \* 1/1998 Menne, Jr. .... B63B 17/04  
114/364  
D415,075 S \* 10/1999 Lan ..... D12/133  
6,234,098 B1 \* 5/2001 Biedenweg ..... B63B 3/48  
114/61.1  
D499,494 S \* 12/2004 Tjakra ..... D25/124  
D509,906 S \* 9/2005 Enersen ..... D25/38.1  
D560,823 S \* 1/2008 Holland ..... D25/122  
2007/0022938 A1 \* 2/2007 Fishburn ..... B63B 17/04  
114/364

\* cited by examiner

*Primary Examiner* — Cynthia M Chin

(74) *Attorney, Agent, or Firm* — Winthrop & Weinstine, P.A.

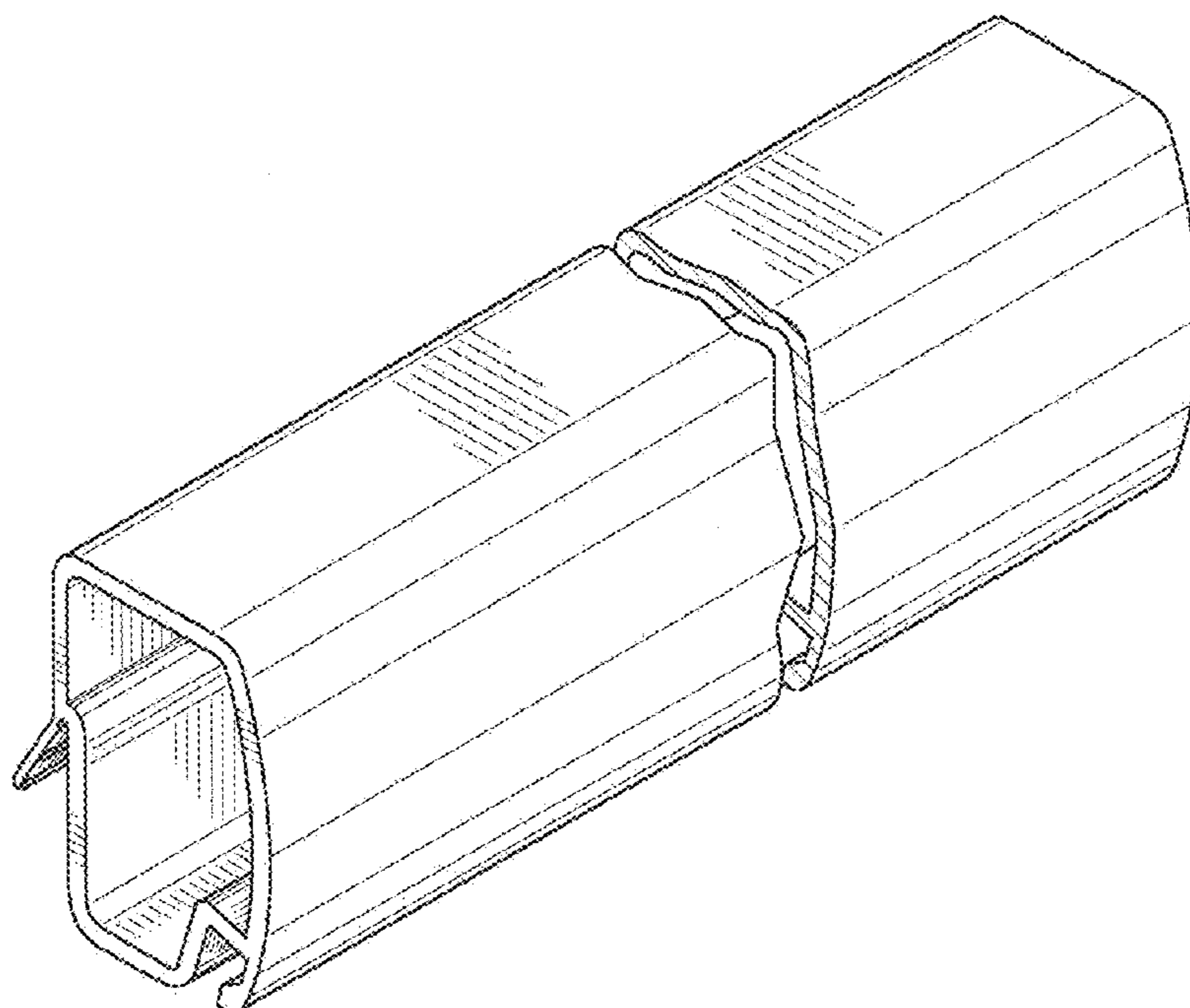
(57) **CLAIM**

The ornamental design for an upper rail for a watercraft, as shown and described.

**DESCRIPTION**

FIG. 1 is a perspective view of an upper rail for a watercraft; FIG. 2 is a front view of FIG. 1; FIG. 3 is a rear view of FIG. 1; FIG. 4 is a cross-sectional/end view of FIG. 1; FIG. 5 is a cross-sectional/end view of FIG. 1 as viewed from opposite the view of FIG. 4; FIG. 6 is a top view of FIG. 1; and, FIG. 7 is a bottom view of FIG. 1. The broken away symbols in the drawings indicate the appearance of any portion of the article between the break lines forms no part of the claimed design.

**1 Claim, 3 Drawing Sheets**



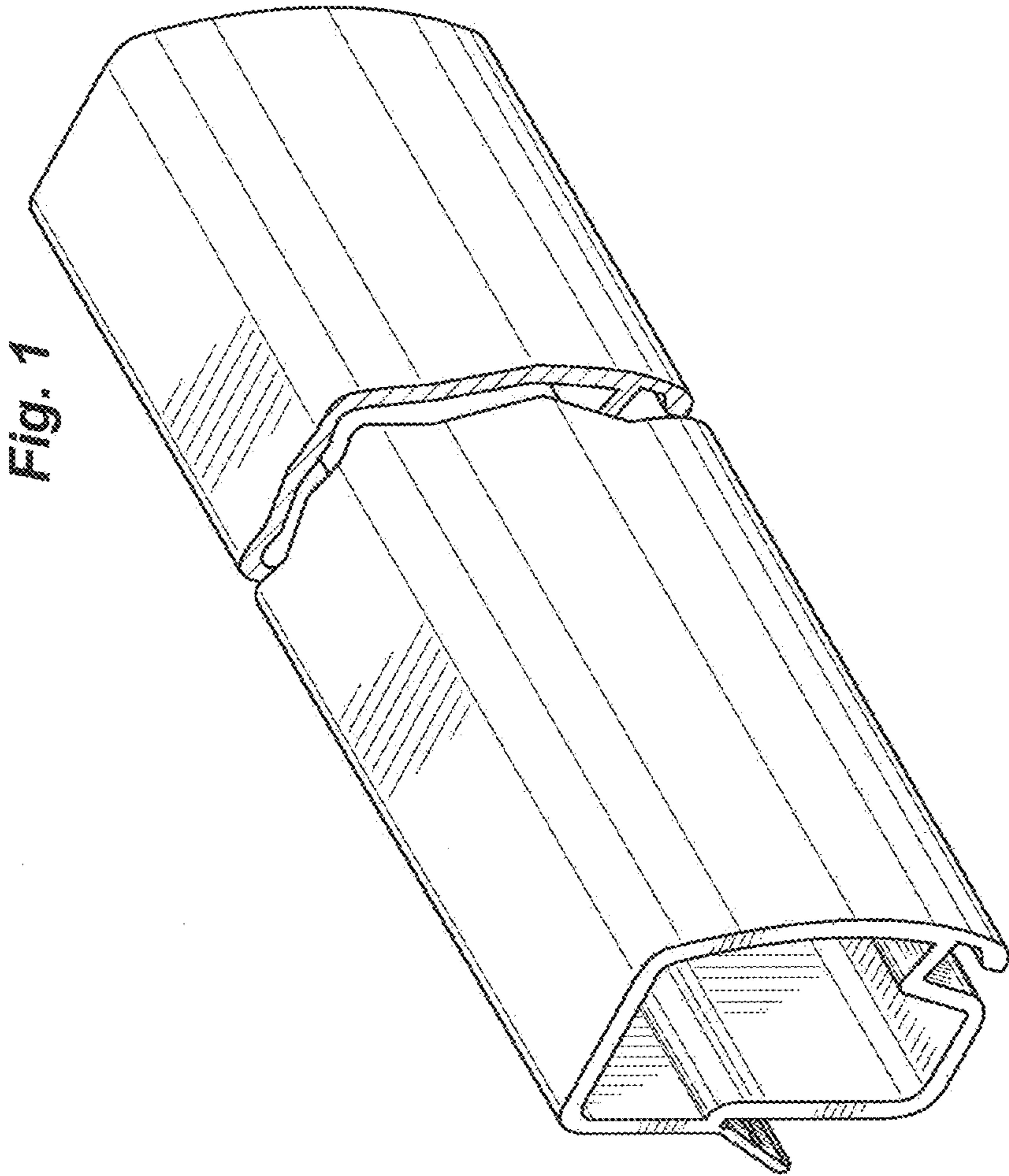


Fig. 1

Fig. 2

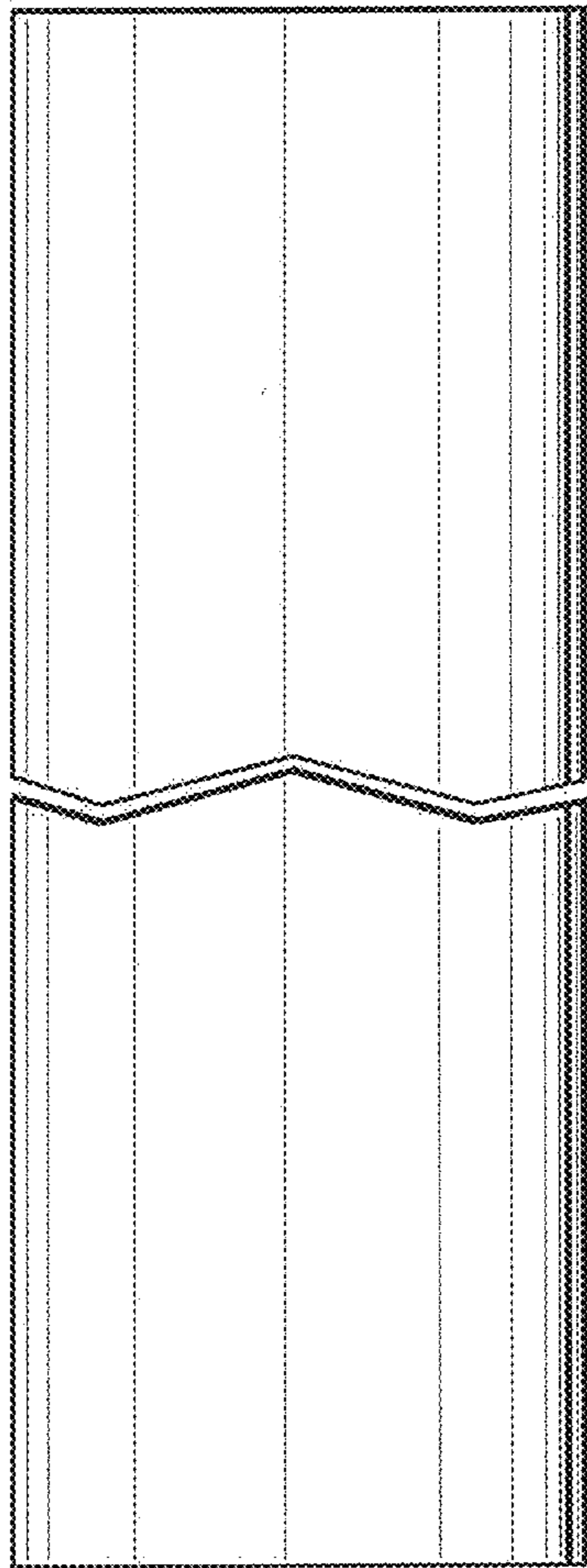


Fig. 4

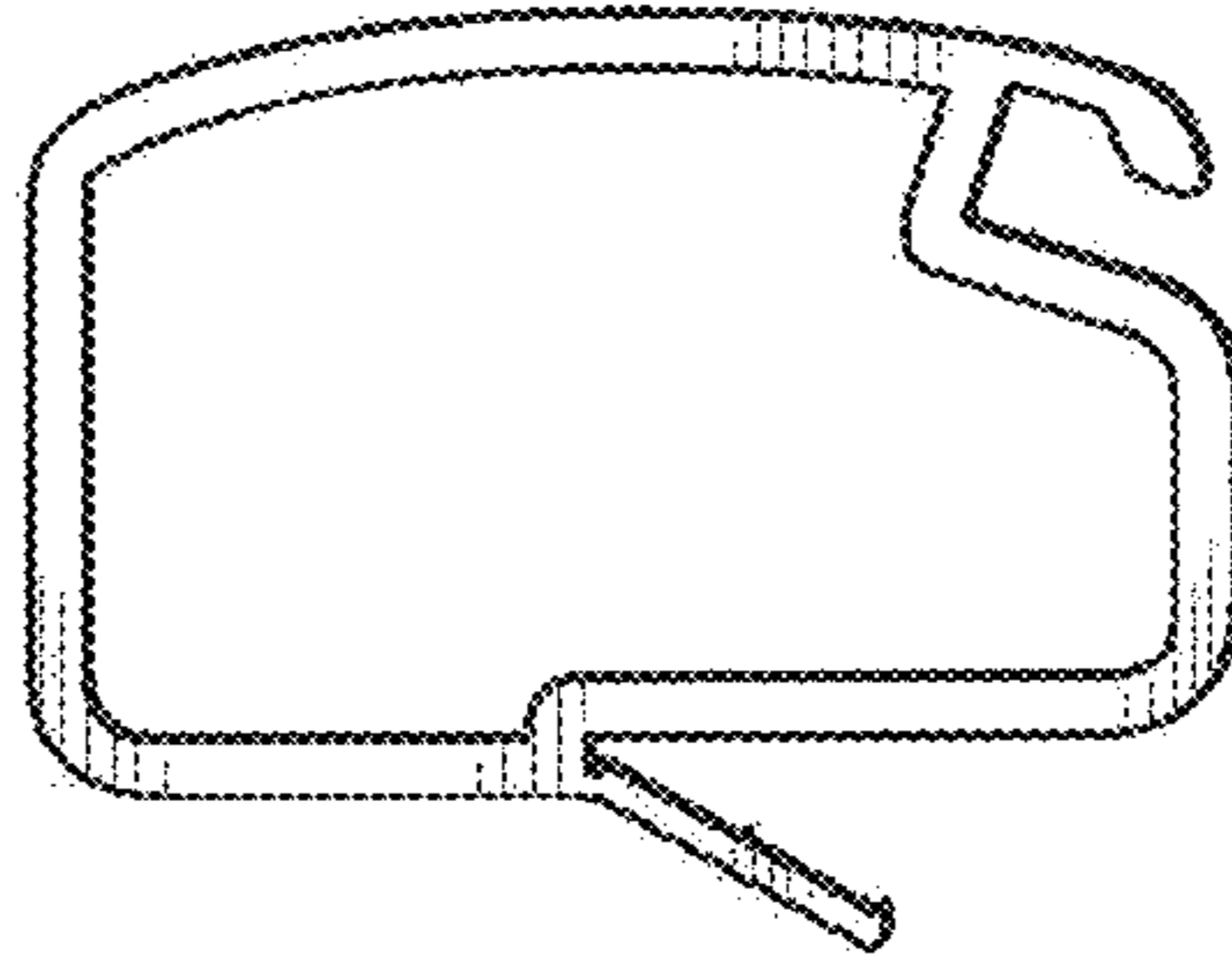
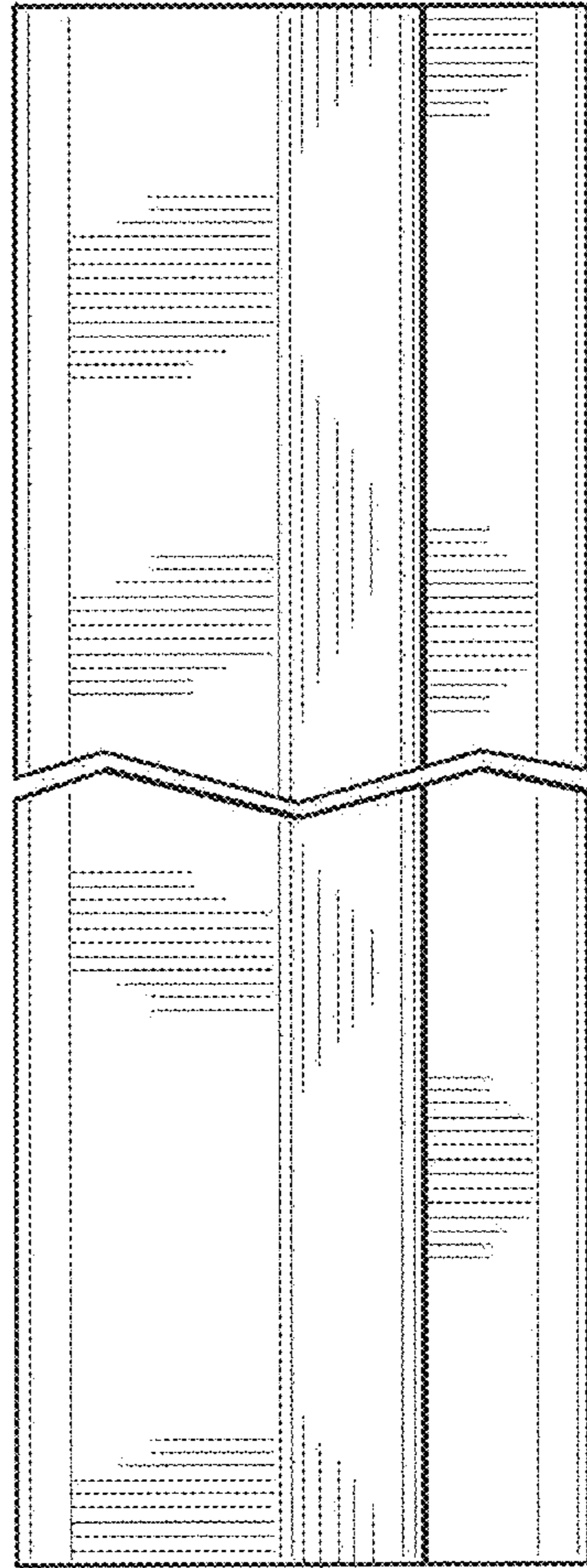


Fig. 3



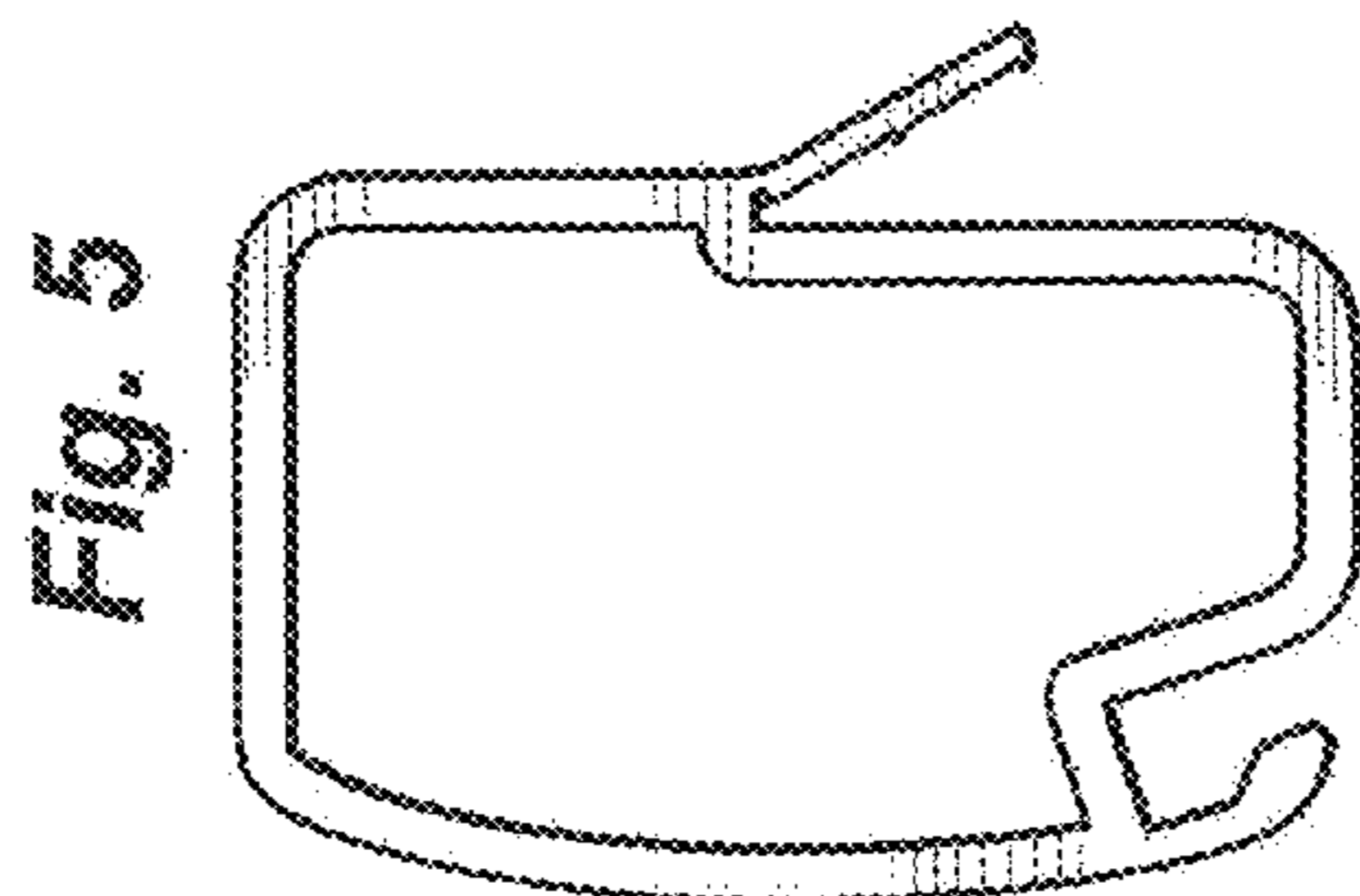


Fig. 6

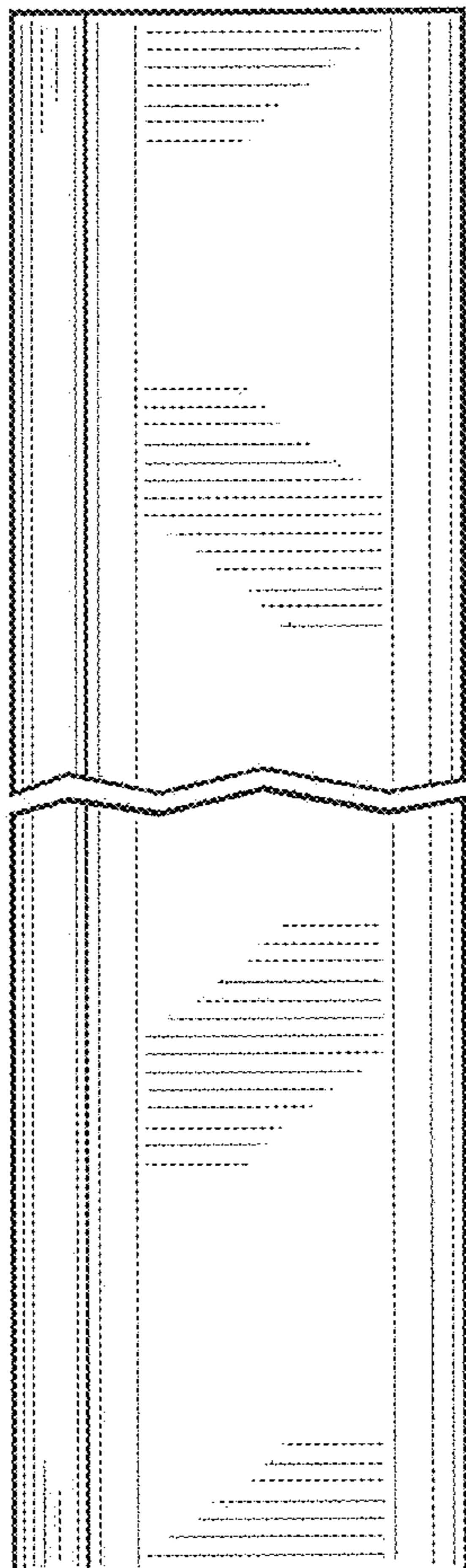


Fig. 7

