



US00D764357S

(12) **United States Design Patent**  
**Hinsey et al.**

(10) **Patent No.:** **US D764,357 S**

(45) **Date of Patent:** **\*\* \*Aug. 23, 2016**

(54) **SADDLEBAG LID**

(71) Applicant: **Hinsey's Pro Paint, Inc.**, Fort Wayne, IN (US)

(72) Inventors: **Jacob Hinsey**, Fort Wayne, IN (US);  
**Matt Anderson**, Huntington, IN (US)

(73) Assignee: **Hinsey's Pro Paint, Inc.**, Fort Wayne, IN (US)

(\*) Notice: This patent is subject to a terminal disclaimer.

(\*\*) Term: **14 Years**

(21) Appl. No.: **29/500,159**

(22) Filed: **Aug. 21, 2014**

(51) **LOC (10) Cl.** ..... **12-11**

(52) **U.S. Cl.**  
USPC ..... **D12/114**

(58) **Field of Classification Search**  
USPC ..... D12/110, 114, 126, 407, 409, 410, 415;  
180/90, 219; 280/288.4; 296/37.1, 70;  
D9/423, 429, 431, 432, 435, 759, 770;  
D14/214  
CPC ..... B60R 7/02; B60R 9/02; B60R 9/12;  
B62J 1/16; B62J 6/02; B62J 7/00; B62J 7/04;  
B62J 9/00; B62J 9/003; B62J 9/005; B62J  
9/006; B62J 11/00; B62J 99/00; B62K 11/04;  
A63B 71/0045

See application file for complete search history.

(56) **References Cited**

U.S. PATENT DOCUMENTS

D200,144 S \* 1/1965 Marchello ..... D12/401  
6,223,960 B1 \* 5/2001 Powell et al. .... 224/429  
D450,632 S \* 11/2001 Morgan ..... D12/114

(Continued)

OTHER PUBLICATIONS

“Harley Offers Boom! Audio System for Tourers”. Motorcycle USA., Sep. 2, 2011 [online], [retrieved on Aug. 26, 2014]. Retrieved from the Internet <URL: <http://www.motorcycle-usa.com/568/10948/Motorcycle-Article/Harley-Offers-Boom-Audio-System-for-Tourers.aspx>>.\*

(Continued)

*Primary Examiner* — Philip S Hyder

*Assistant Examiner* — Darlington Ly

(74) *Attorney, Agent, or Firm* — Ice Miller LLP

(57) **CLAIM**

The ornamental design for a saddlebag lid, as shown and described.

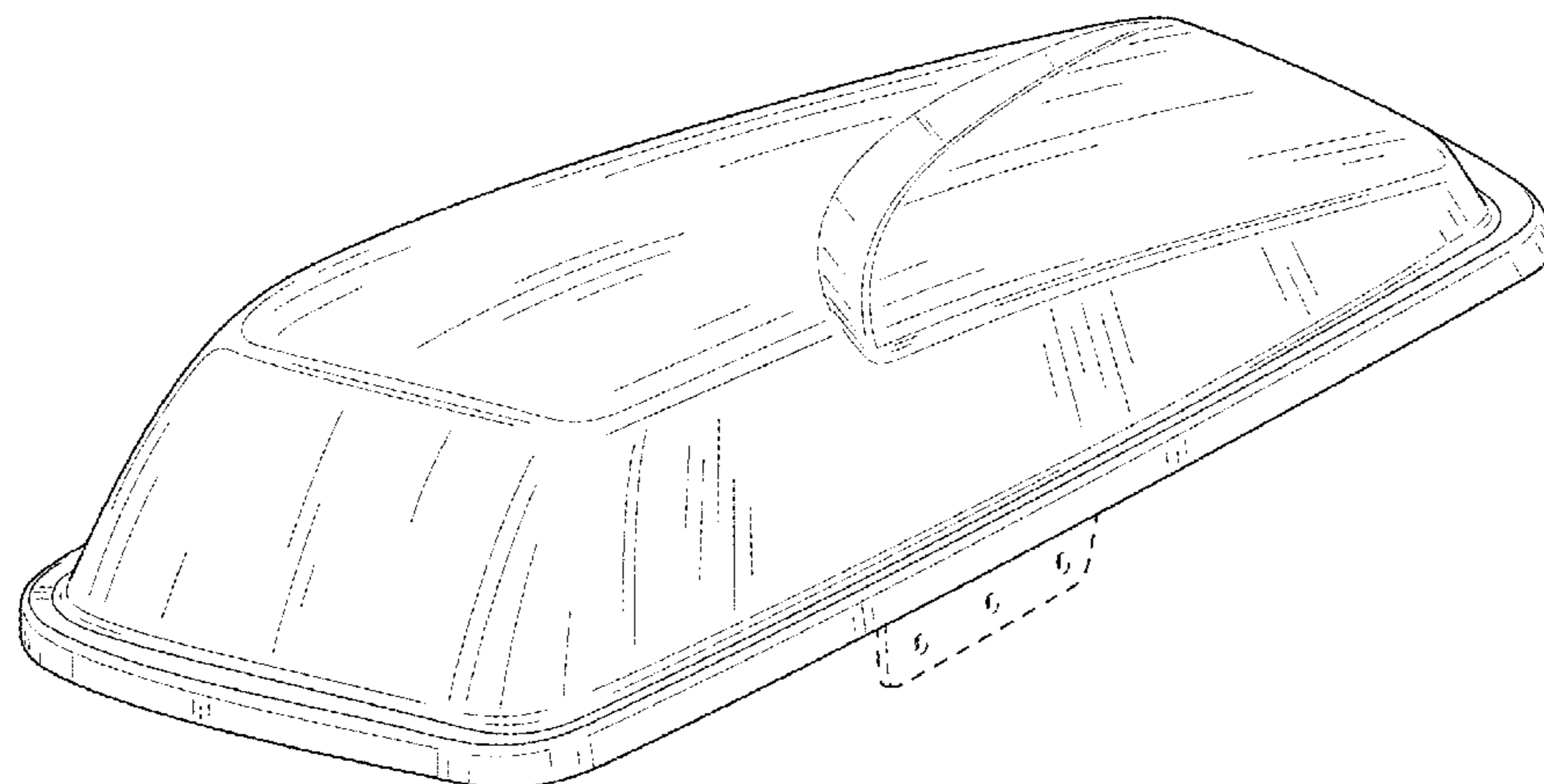
**DESCRIPTION**

FIG. 1 is a front perspective view of the saddlebag lid; FIG. 2 is a rear perspective view of the saddlebag lid; FIG. 3 is a front elevation view of the saddlebag lid; FIG. 4 is a rear elevation view of the saddlebag lid; FIG. 5 is a left side elevation view of the saddlebag lid; FIG. 6 is a right side elevation view of the saddlebag lid; FIG. 7 is a top plan view of the saddlebag lid; and, FIG. 8 is a bottom plan view of the saddlebag lid.

The drawings show the design of a saddlebag lid suitable for positioning on the left side of a vehicle. The ornamental design also includes the mirror images of the drawings, i.e., the design of a saddlebag lid suitable for positioning on the right side of the vehicle.

The broken lines in the drawings illustrate portions of the saddlebag lid that forms no part of the claimed design.

**1 Claim, 6 Drawing Sheets**



(56)

**References Cited**

U.S. PATENT DOCUMENTS

D461,748 S \* 8/2002 Morgan ..... D12/114  
D576,035 S \* 9/2008 Perry et al. .... D9/435  
D603,760 S \* 11/2009 Gregory ..... D12/114  
D615,908 S \* 5/2010 Ditterline ..... D12/114  
D638,346 S \* 5/2011 Loynds ..... D12/407  
8,608,039 B2 \* 12/2013 Kaczowski et al. .... 224/430  
D699,708 S \* 2/2014 Files ..... D14/214  
D699,709 S \* 2/2014 Files ..... D14/214

8,651,214 B2 \* 2/2014 Orpen et al. .... 180/219  
2006/0207963 A1 \* 9/2006 Little et al. .... 215/384

OTHER PUBLICATIONS

Wachuko. "Saddlebag speaker lids and rain". HD Forums., Aug. 17, 2012 [online], [retrieved on Aug. 26, 2014]. Retrieved from the Internet <URL: <http://www.hdforums.com/forum/touring-models/798952-saddlebag-speaker-lids-and-rain.html>>.\*

\* cited by examiner

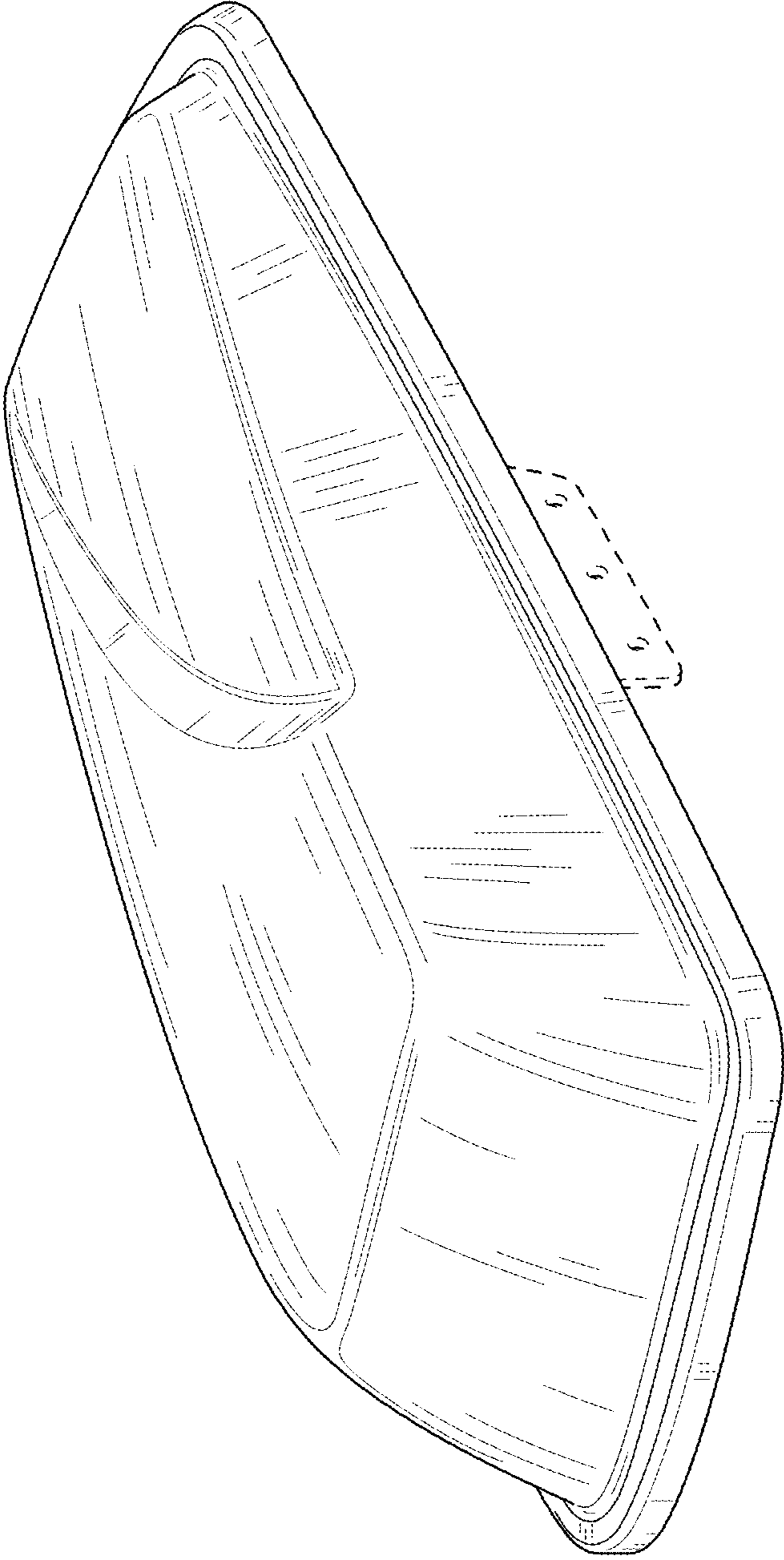


FIG. 1

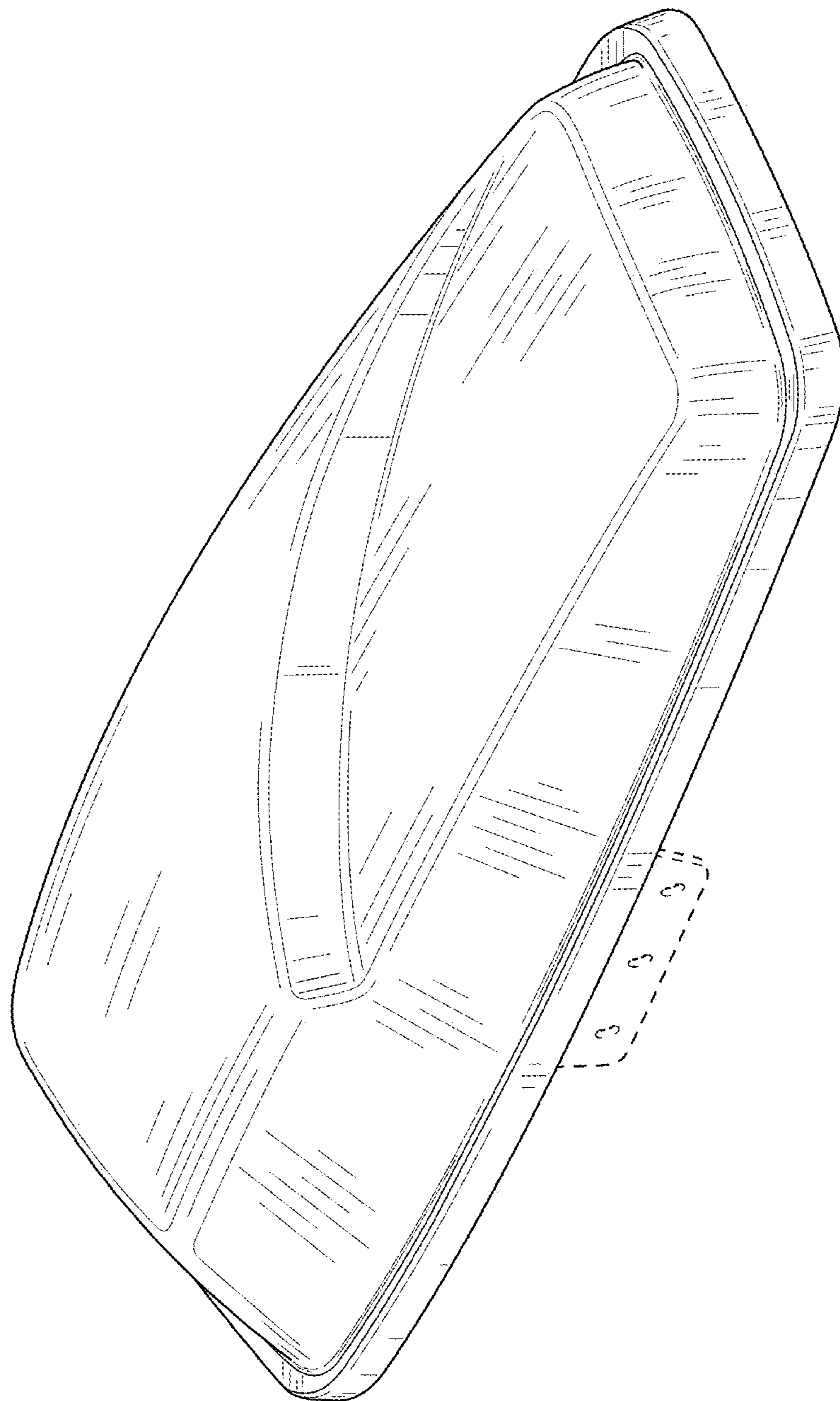


FIG. 2

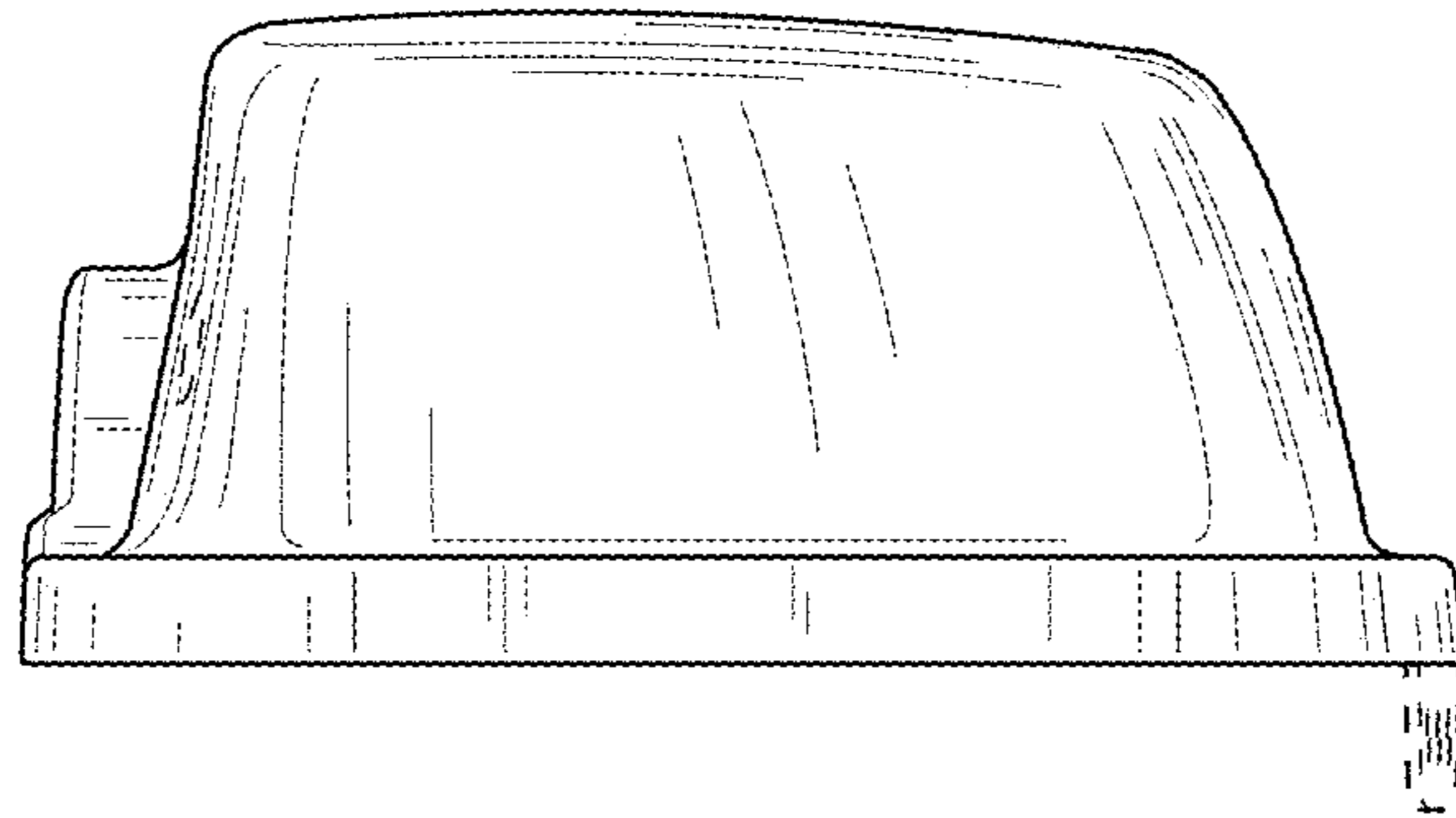


FIG. 3

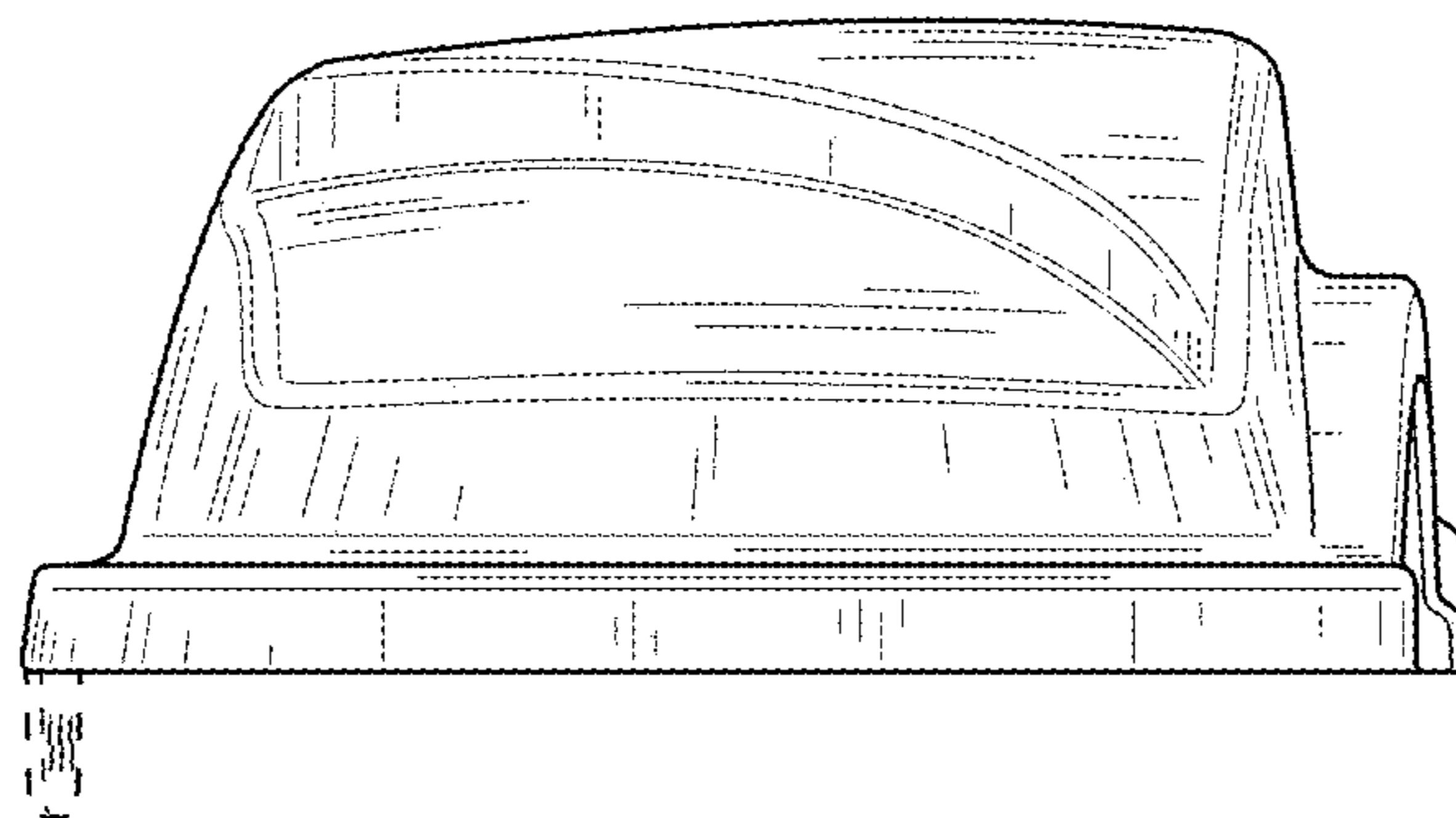


FIG. 4

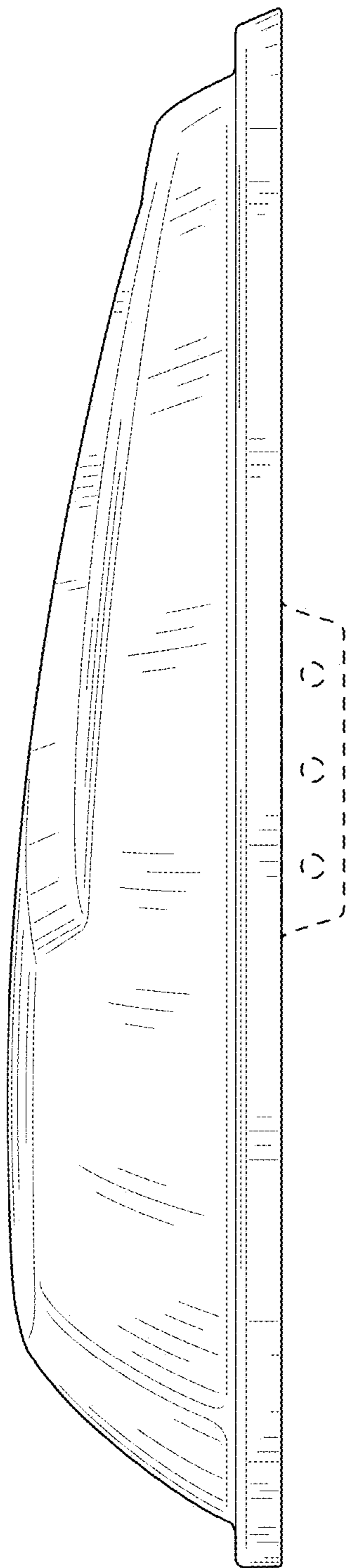


FIG. 5

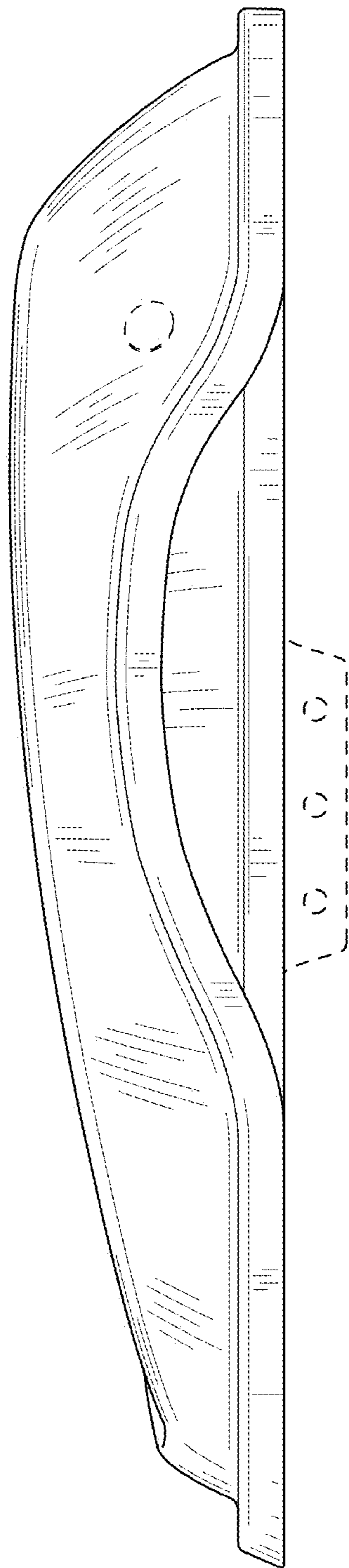


FIG. 6



FIG. 7




FIG. 8