



US00D764344S

(12) **United States Design Patent**
Conable

(10) **Patent No.:** **US D764,344 S**

(45) **Date of Patent:** **** Aug. 23, 2016**

(54) **PENDANT**

(71) Applicant: **William Henry Knives, Inc.**,
McMinnville, OR (US)

(72) Inventor: **Matthew W. Conable**, Santa Cruz, CA
(US)

(73) Assignee: **William Henry Knives, Inc.**,
McMinnville, OR (US)

(**) Term: **15 Years**

(21) Appl. No.: **29/527,954**

(22) Filed: **May 22, 2015**

(51) **LOC (10) Cl.** **11-01**

(52) **U.S. Cl.**
USPC **D11/81**

(58) **Field of Classification Search**
USPC D11/1, 2, 7, 8, 40-45, 47, 48, 66, 69,
D11/70, 74, 75, 77, 78, 79-85, 86, 97, 98,
D11/99; D17/20
CPC A44C 1/00; A44C 3/00; A44C 3/001;
A44C 3/002; A44C 3/004; A44C 7/00;
A44C 7/002; A44C 7/003; A44C 7/004;
A44C 17/02; A44C 17/0208; A44C 17/0216;
A44C 25/00; A44C 25/001; A44C 25/007;
A44C 25/008; A44C 25/002; A44C 25/004;
A44C 25/005

See application file for complete search history.

(56) **References Cited**

U.S. PATENT DOCUMENTS

2,863,306 A * 12/1958 Bangs A44C 7/006
24/507
D305,311 S * 1/1990 Roberts D11/48
D326,248 S * 5/1992 Horita D11/79
D388,012 S * 12/1997 Matye D11/44
D394,021 S * 5/1998 Matye D11/44

D439,602 S * 3/2001 Morris, Jr. D17/20
D523,235 S * 6/2006 Oas D3/207
D606,446 S * 12/2009 Aletto D11/79
D606,450 S * 12/2009 Aletto D11/103
D657,708 S * 4/2012 Guerrero, II D11/81

OTHER PUBLICATIONS

<https://s-media-cache-ak0.pinimg.com/736x/ef/49/6e/ef496e0969ed39dba4a87800e6412466.jpg> [retrieved Apr. 12, 2016].*

* cited by examiner

Primary Examiner — Garth Rademaker

Assistant Examiner — Melanie Pellegrini

(74) *Attorney, Agent, or Firm* — DASCENZO Intellectual Property Law, P.C.

(57) **CLAIM**

The ornamental design for a pendant, as shown and described.

DESCRIPTION

FIG. 1 is a front perspective view of a pendant showing the new design;

FIG. 2 is a front view thereof;

FIG. 3 is a rear view thereof;

FIG. 4 is a top view thereof;

FIG. 5 is a bottom view thereof;

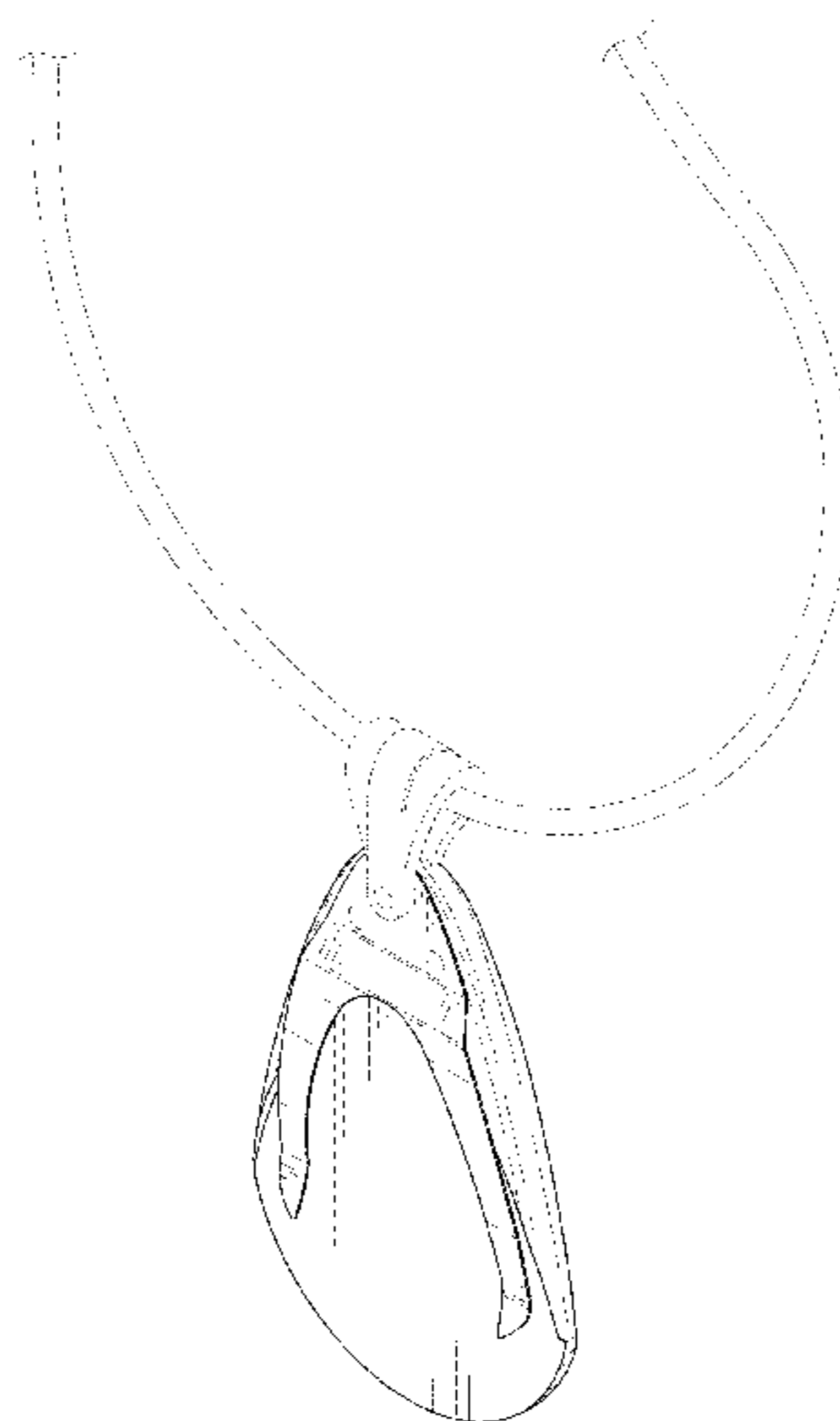
FIG. 6 is a side view thereof;

FIG. 7 is an opposite side view thereof; and,

FIG. 8 is a front perspective view thereof shown with a guitar pick held by the pendant.

The broken lines showing a lanyard in FIG. 1 and a guitar pick in FIG. 8 illustrate environmental subject matter which forms no part of the claimed design. All other broken lines illustrate portions of the pendant which form no part of the claimed design.

1 Claim, 3 Drawing Sheets



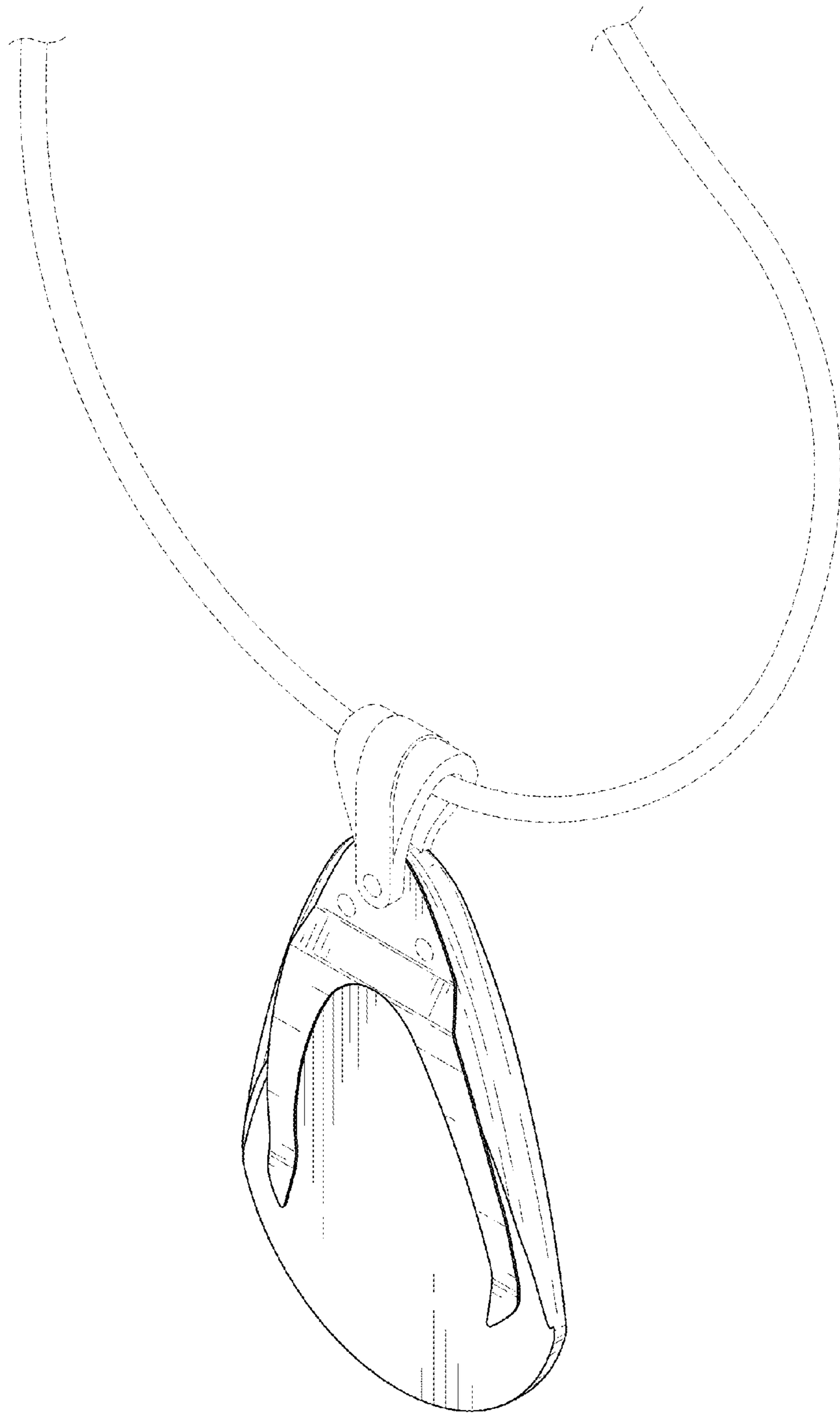


Fig. 1

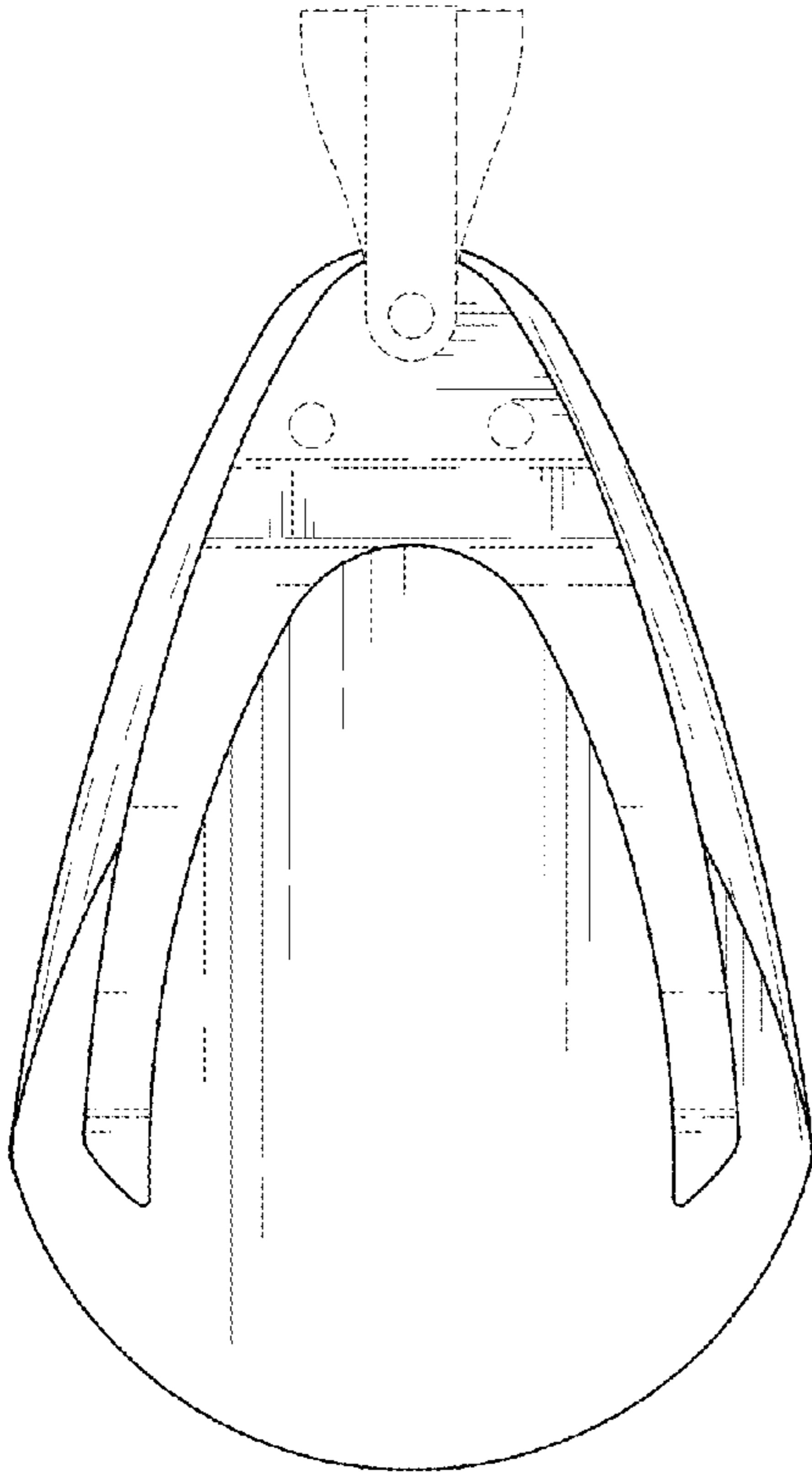


Fig. 2

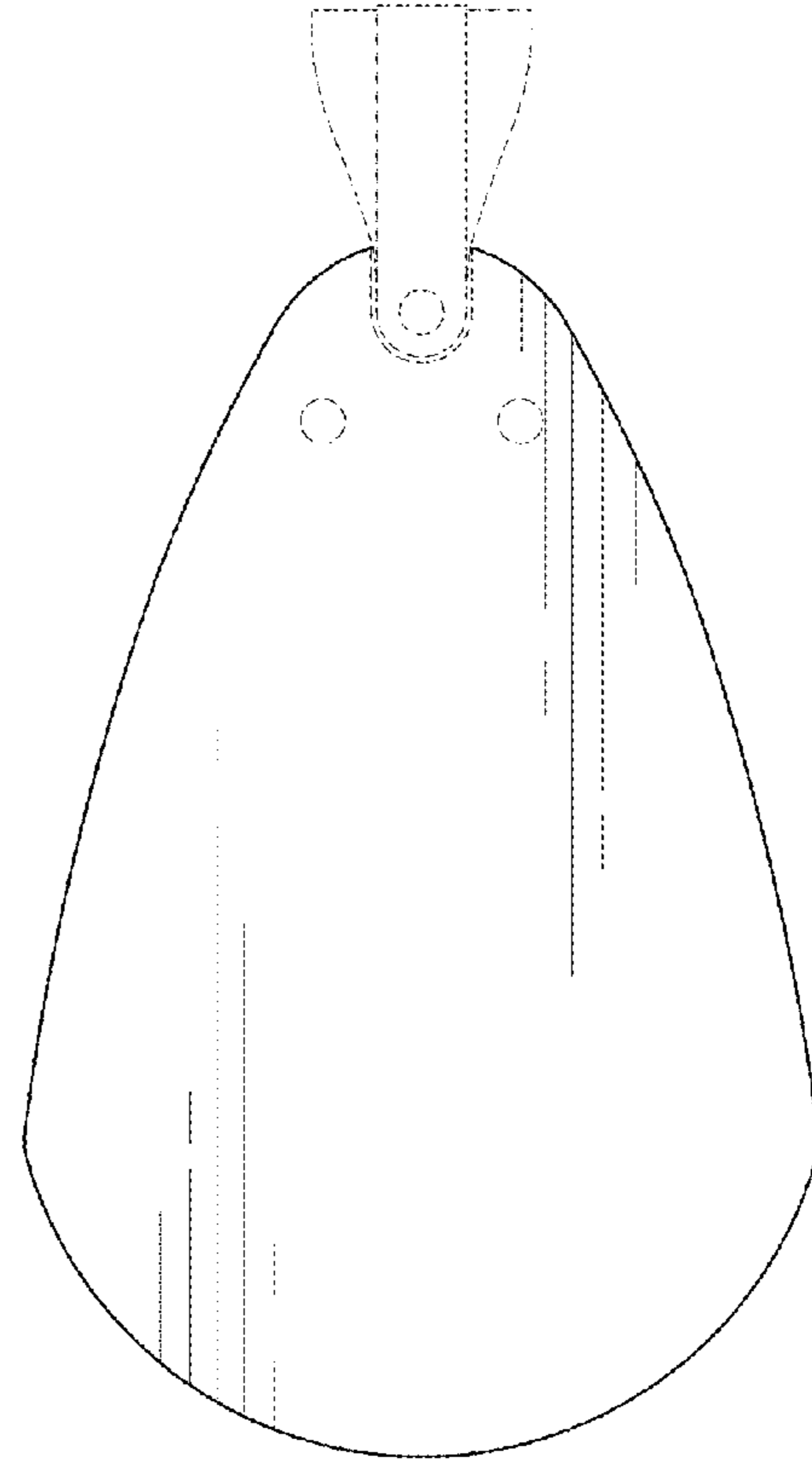


Fig. 3

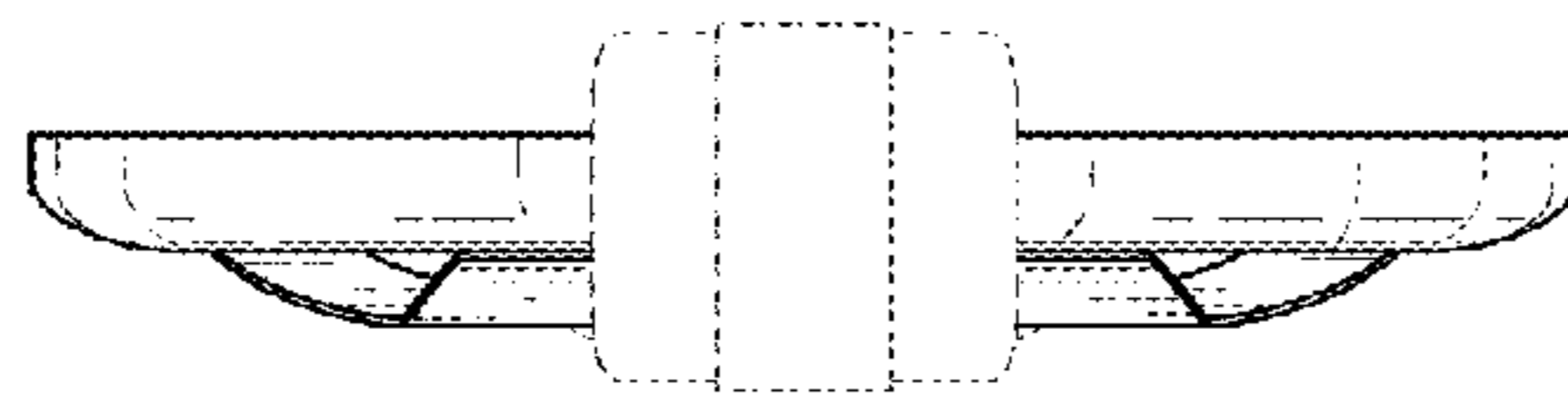


Fig. 4

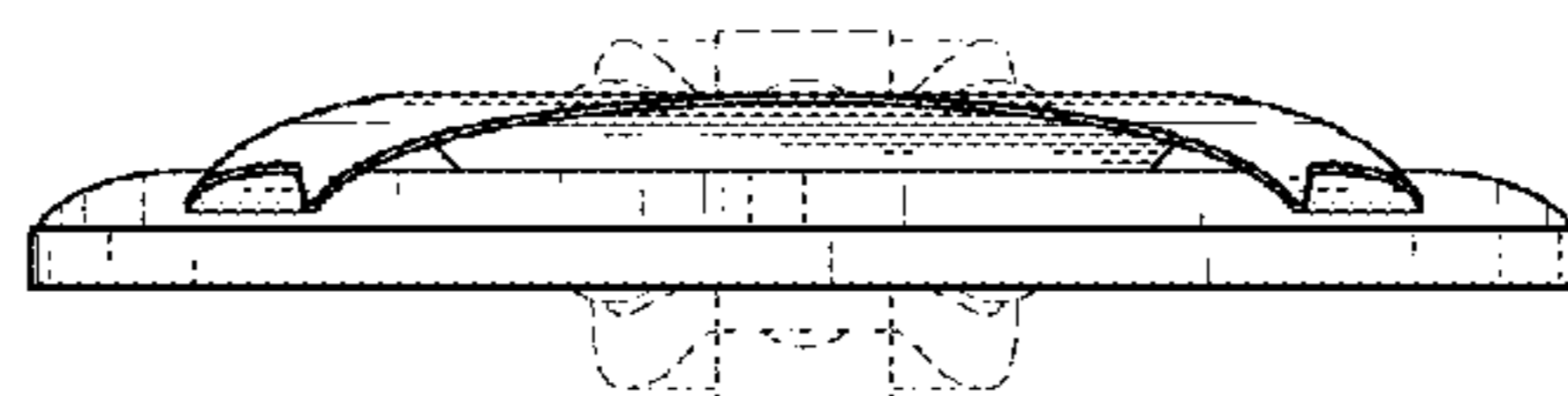


Fig. 5

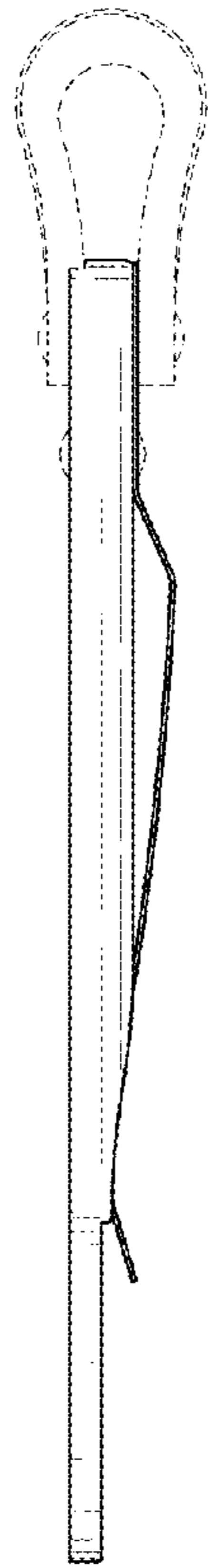


Fig. 6

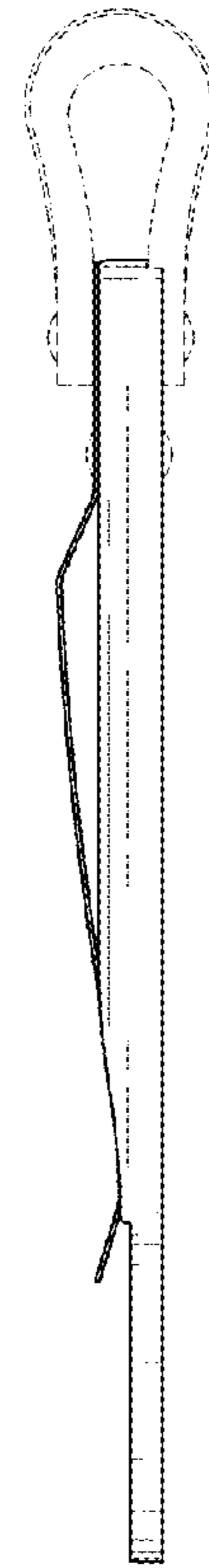


Fig. 7

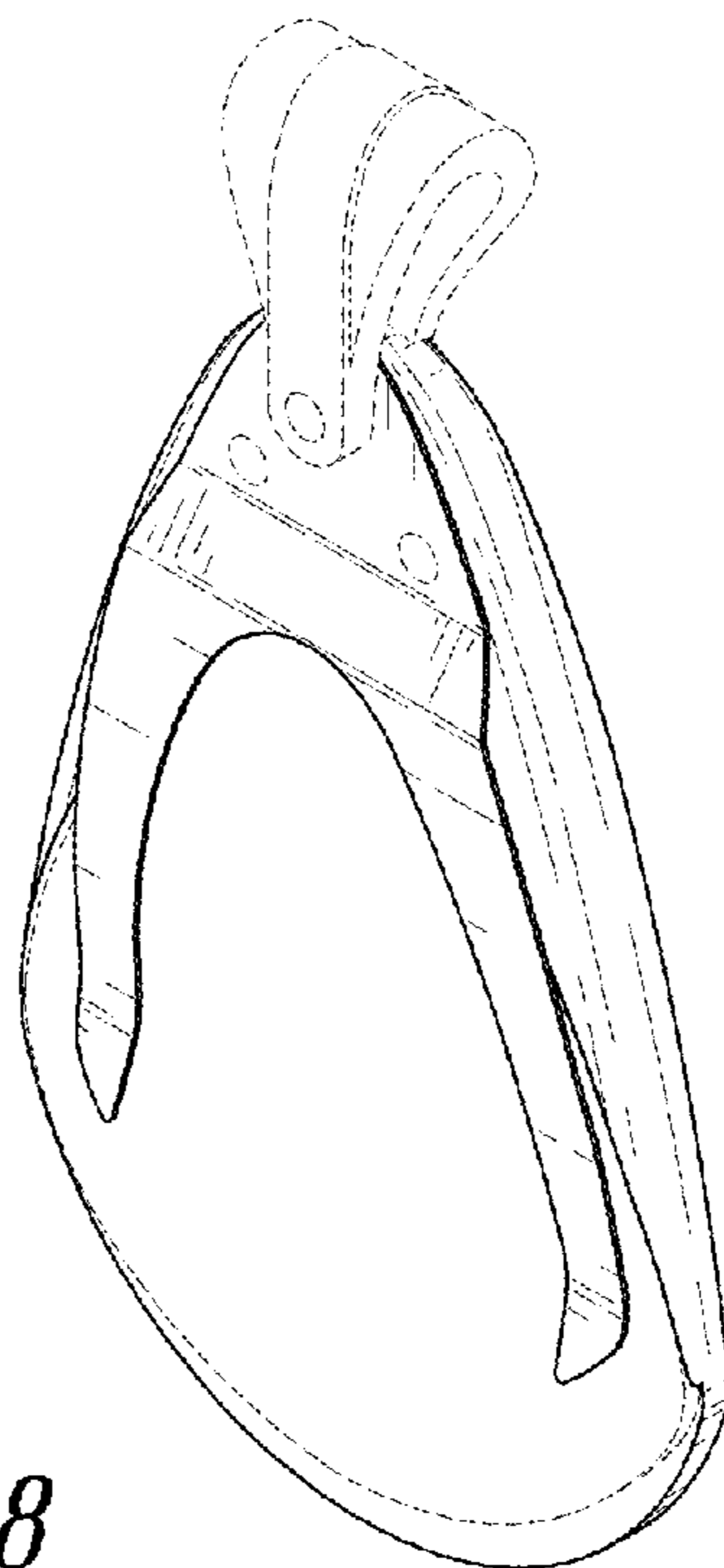


Fig. 8