



US00D764318S

(12) **United States Design Patent**
Kauffmann et al.

(10) **Patent No.:** **US D764,318 S**

(45) **Date of Patent:** **** Aug. 23, 2016**

- (54) **WATCH CASE**
- (71) Applicant: **Richemont International SA**,
Villars-sur-Glane (CH)
- (72) Inventors: **Vincent Kauffmann**, Grand-Lancy
(CH); **Camille Herrmann**, Bienne
(CH)
- (73) Assignee: **Richemont International SA**,
Villars-sur-Glane (CH)
- (**) Term: **15 Years**
- (21) Appl. No.: **29/530,675**
- (22) Filed: **Jun. 18, 2015**
- (30) **Foreign Application Priority Data**
Dec. 18, 2014 (WO) DM/085 211
- (51) **LOC (10) Cl.** **10-02**
- (52) **U.S. Cl.**
USPC **D10/30; D10/38**
- (58) **Field of Classification Search**
USPC D10/30-39, 1-29, 122-132
CPC G04B 19/00; G04B 19/14; G04B 19/18;
G04B 37/00; G04B 37/0008; G04B 37/0058;
G04B 37/116; G04B 37/1486; G04B 45/00;
G04B 45/0069
See application file for complete search history.

- 4,218,873 A * 8/1980 Lang G04B 37/116
368/276
- 4,241,442 A * 12/1980 Grohoski G04B 19/14
368/276
- 4,390,288 A * 6/1983 Arnoux G04B 37/0058
368/276
- 6,449,812 B1 * 9/2002 Calce G04B 37/1486
224/164
- D555,518 S * 11/2007 Borraccino D10/39
- D555,519 S * 11/2007 Borraccino D10/39
- D606,424 S * 12/2009 Inoue D10/39
- D624,834 S * 10/2010 Modolo D10/39
- D656,044 S * 3/2012 Favre D10/38
- D694,656 S * 12/2013 Inoue D10/38
- D697,823 S * 1/2014 Mijatovic D10/32
- D705,674 S * 5/2014 Lasserre D10/39
- D712,755 S * 9/2014 Stegmann D10/38

* cited by examiner

Primary Examiner — Martie K Holtje

(74) *Attorney, Agent, or Firm* — Taft Stettinius & Hollister
LLP

(57) **CLAIM**

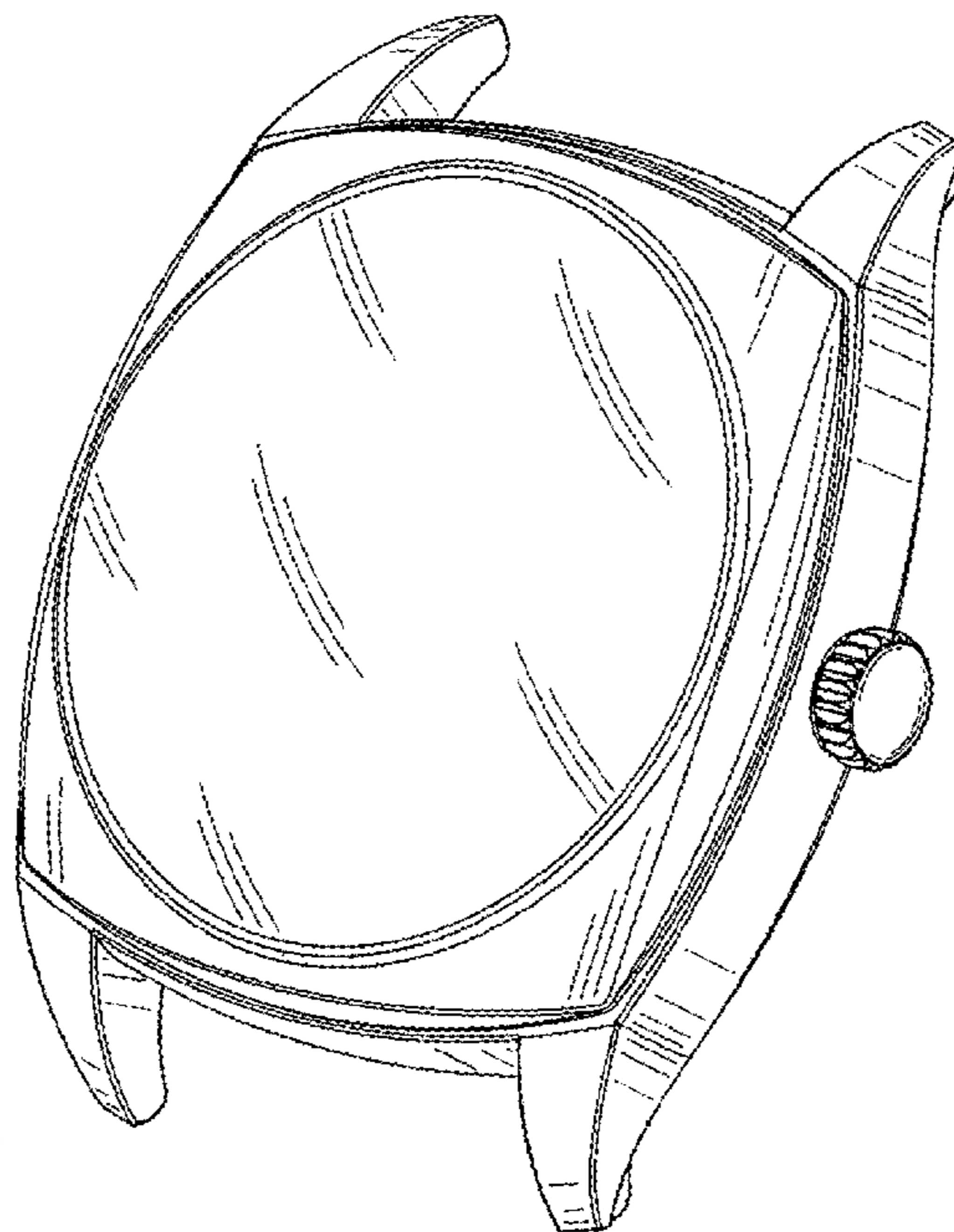
The ornamental design for a watch case, as shown and described.

DESCRIPTION

FIG. 1 is a right front perspective view of a watch case showing our new design;
 FIG. 2 is a right side elevational view drawn to a reduced scale with respect to FIG. 1;
 FIG. 3 is a left side elevational view of FIG. 2;
 FIG. 4 is a top plan view of FIG. 2;
 FIG. 5 is a bottom plan view of FIG. 2;
 FIG. 6 is a front elevational view of FIG. 2; and,
 FIG. 7 is a rear elevational view of FIG. 2.

1 Claim, 3 Drawing Sheets

- (56) **References Cited**
U.S. PATENT DOCUMENTS
D202,061 S * 8/1965 Montese-Caruso D10/38
D241,126 S * 8/1976 Lawrence D10/38



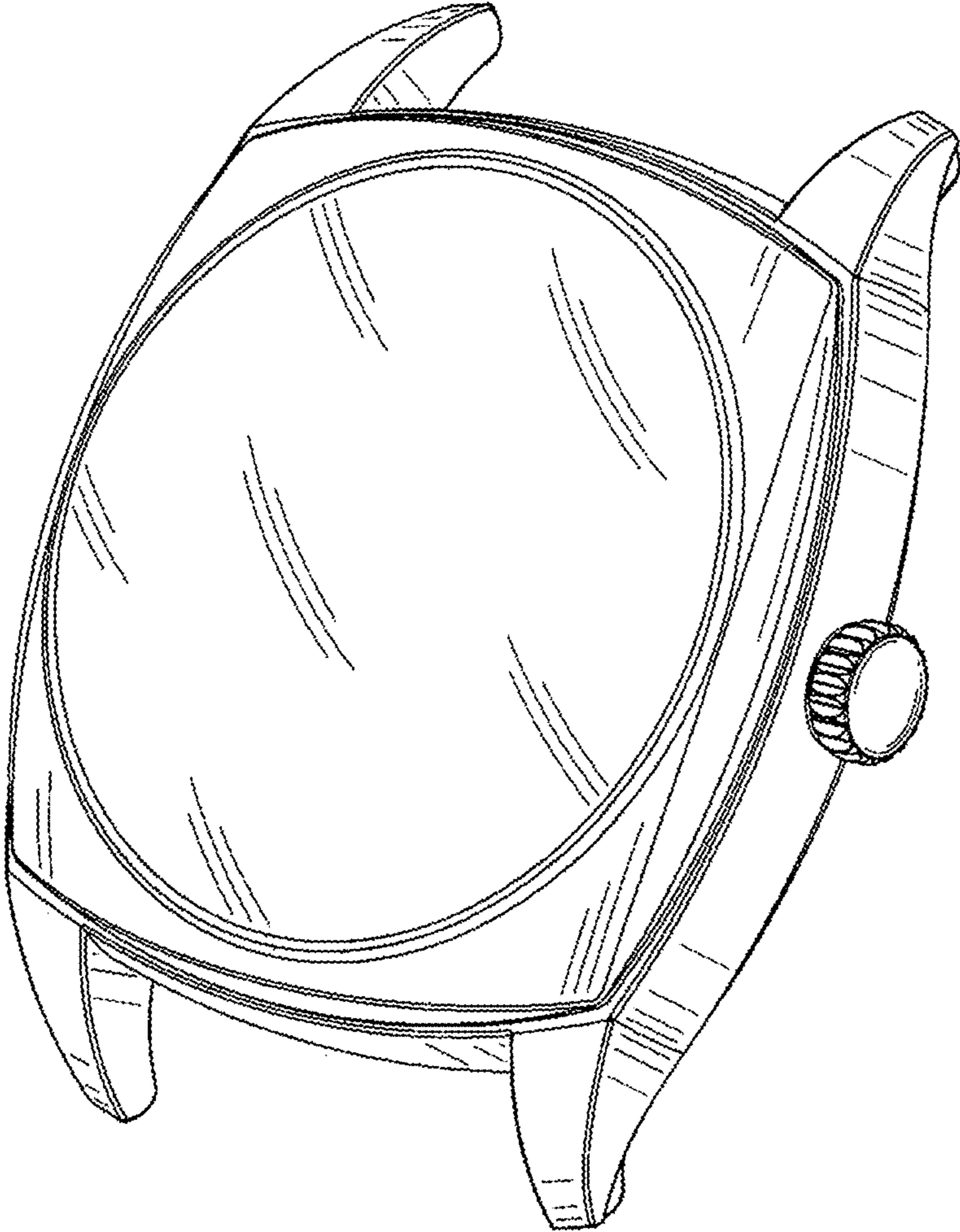


FIG. 1




FIG. 2




FIG. 3



FIG. 4

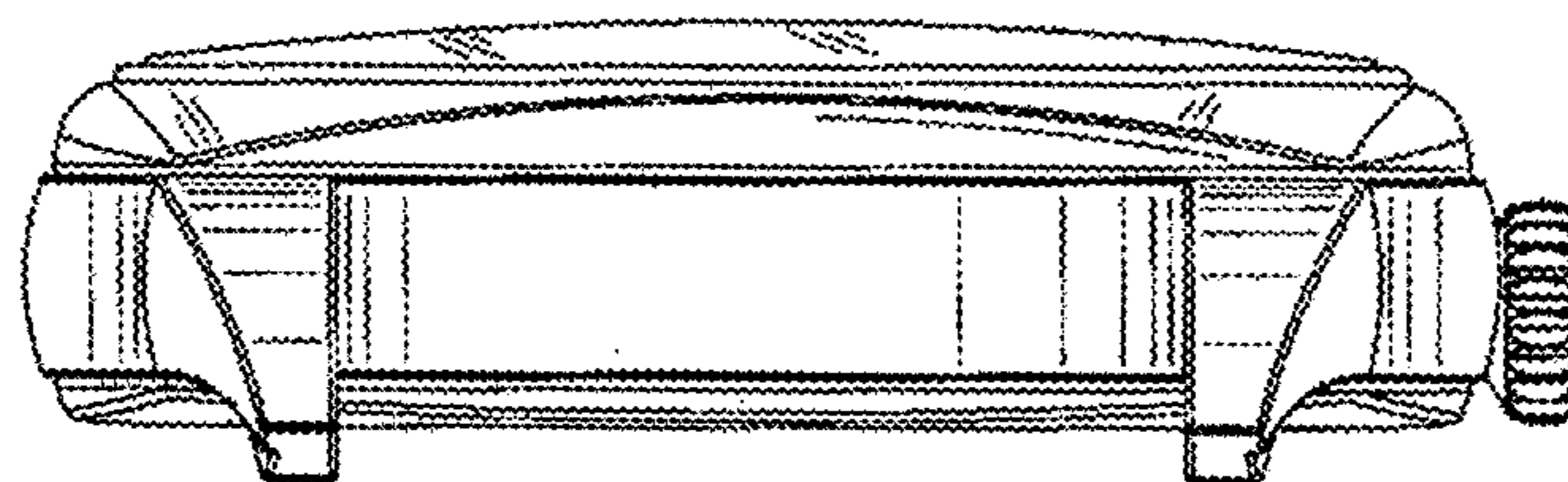


FIG. 5

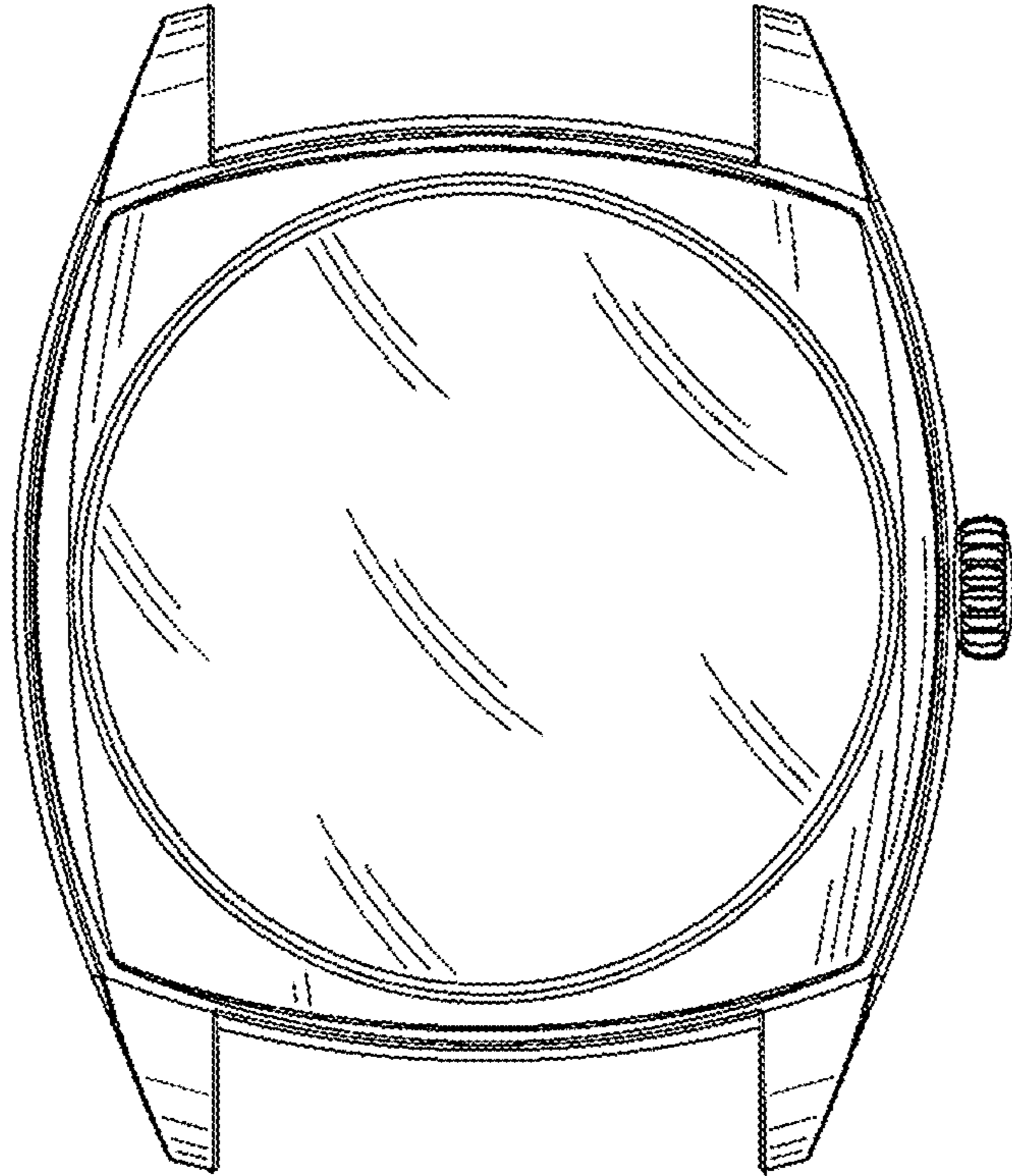


FIG. 6

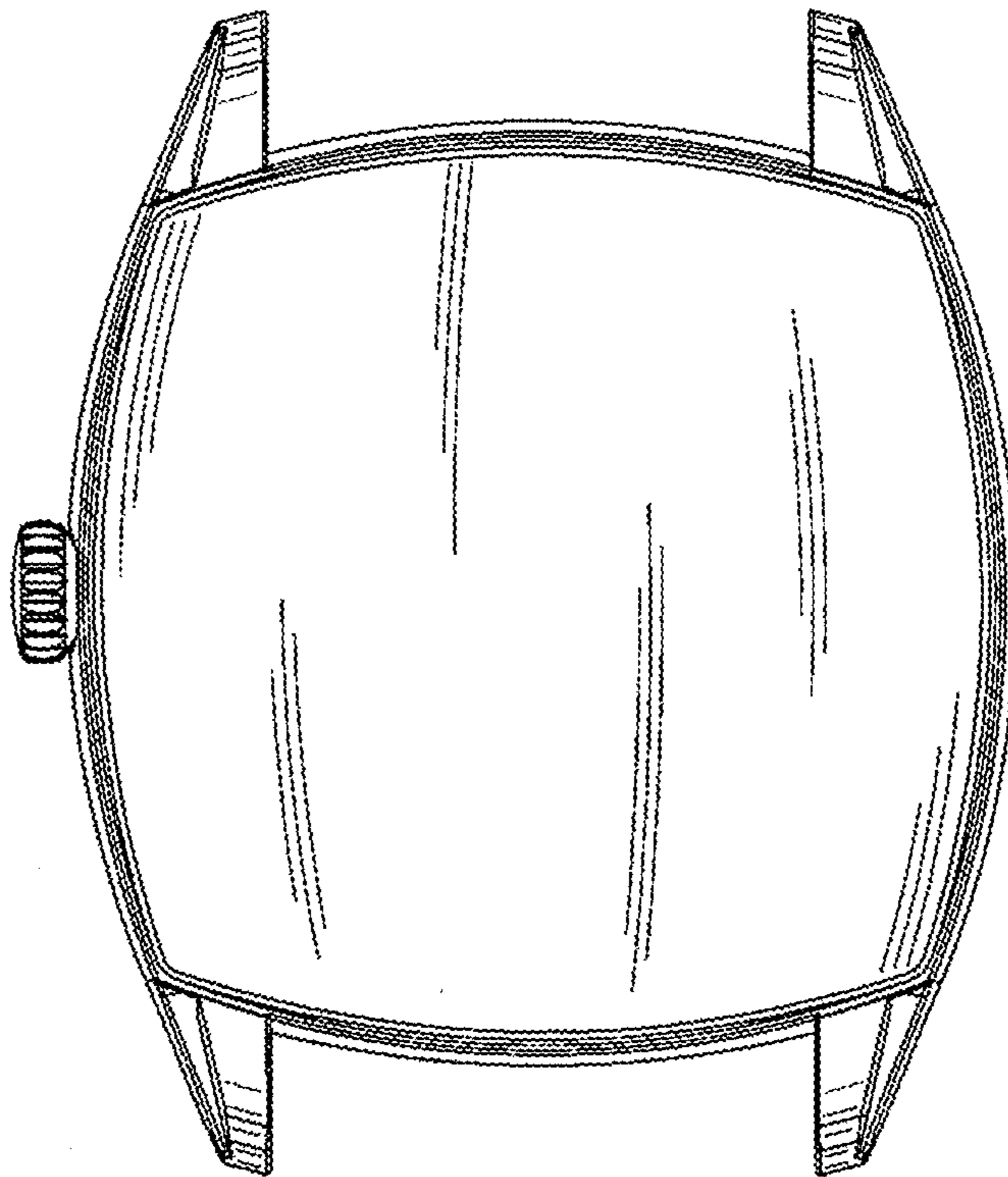


FIG. 7