

US00D764310S

(12) **United States Design Patent** (10) **Patent No.:** **US D764,310 S**
Schug (45) **Date of Patent:** **** Aug. 23, 2016**

(54) **CONTAINER WITH AN UPPER LEDGE**

(71) Applicant: **George Schug**, Athens, WI (US)

(72) Inventor: **George Schug**, Athens, WI (US)

(**) Term: **14 Years**

(21) Appl. No.: **29/515,914**

(22) Filed: **Jan. 28, 2015**

(51) **LOC (10) Cl.** **09-03**

(52) **U.S. Cl.**
USPC **D9/696**

(58) **Field of Classification Search**

USPC D9/682-696, 500-505, 566-575,
D9/434-455, 764, 772, 776, 777, 545, 414,
D9/715, 424, 428, 757, 551, 723-724,
D9/576; 215/381-385; D24/115, 117-118,
D24/121; D23/223-227; 220/669-675, 608,
220/623, 659, 649, 660, 676, 890; 222/211,
222/212, 92, 215, 321.8, 321.9, 373, 383.1,
222/531; D7/300, 608; D3/606, 257;
206/315.9, 389, 418, 315.1, 303;
428/34.1; 228/60

CPC B65D 1/02; B65D 1/10; B65D 1/12;
B65D 1/32; B65D 1/06; B65D 1/323; B65D
1/42; B65D 3/04; B65D 3/06; B65D 3/08;
B65D 3/16; B65D 27/00; B65D 27/12

See application file for complete search history.

(56) **References Cited**

U.S. PATENT DOCUMENTS

3,555,827 A 1/1971 Herr
3,999,322 A 12/1976 Kooker

4,270,297 A 6/1981 Yates
4,761,909 A 8/1988 Christian
4,845,875 A 7/1989 Norwick
D347,571 S * 6/1994 Wacker D9/452
6,526,689 B2 3/2003 Moore
D576,047 S * 9/2008 Reihle D9/500
D617,650 S * 6/2010 Swanson D9/500
D649,461 S * 11/2011 Harrison D9/500
D666,920 S * 9/2012 Chen D9/697
D675,534 S * 2/2013 Weiler D9/435
D691,885 S * 10/2013 Potts D9/500
D730,746 S * 6/2015 Cywinski D9/711
D740,676 S * 10/2015 Brown D9/500
2013/0199658 A1 8/2013 Henley

* cited by examiner

Primary Examiner — Abraham Bahta

(74) *Attorney, Agent, or Firm* — Daniel Boudwin; Global Intellectual Property Agency, LLC

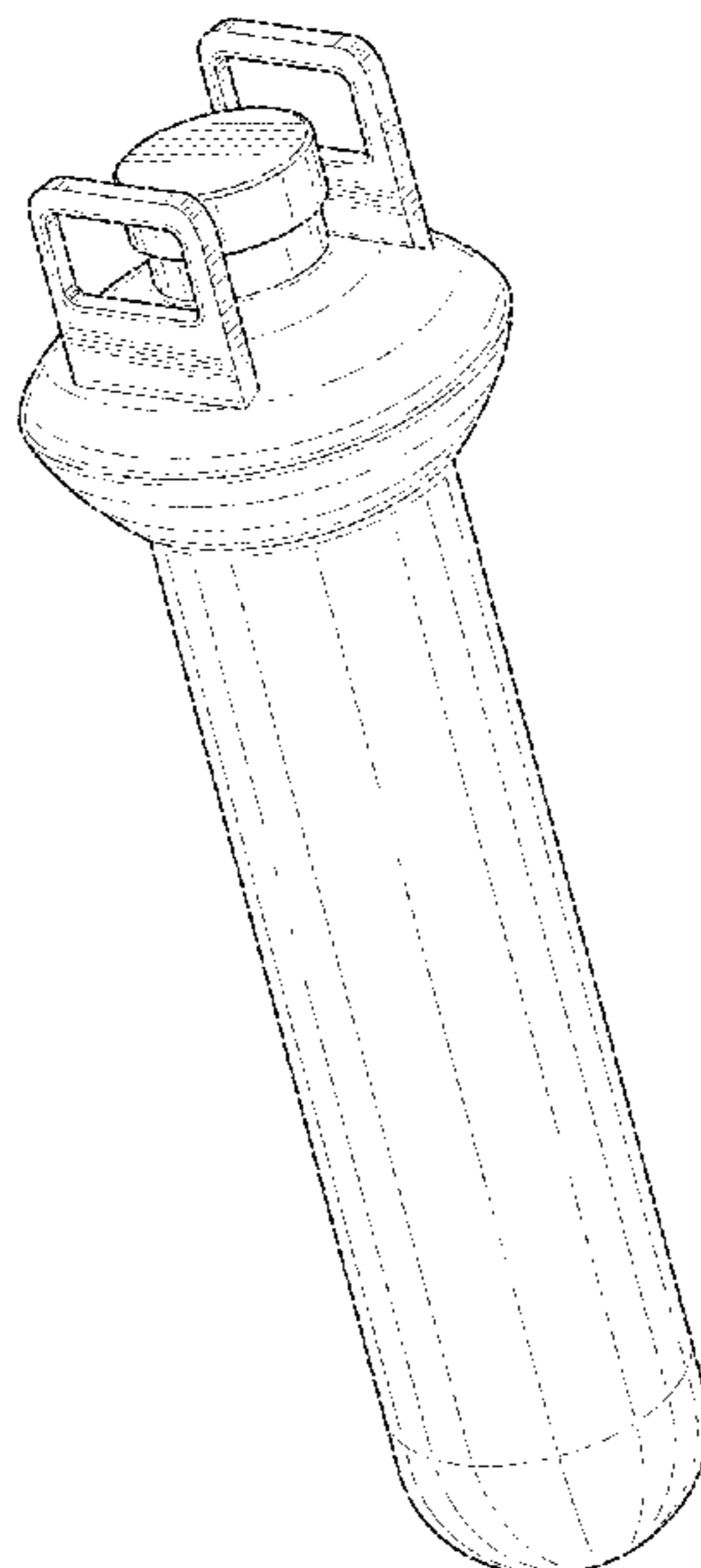
(57) **CLAIM**

The ornamental design for a container with an upper ledge, as shown and described.

DESCRIPTION

FIG. 1 is a perspective view of the container with an upper ledge showing my new design;
FIG. 2 is a front view thereof;
FIG. 3 is a rear view thereof;
FIG. 4 is a top view thereof;
FIG. 5 is a bottom view thereof;
FIG. 6 is a first side view thereof; and,
FIG. 7 is a second side view thereof.

1 Claim, 4 Drawing Sheets



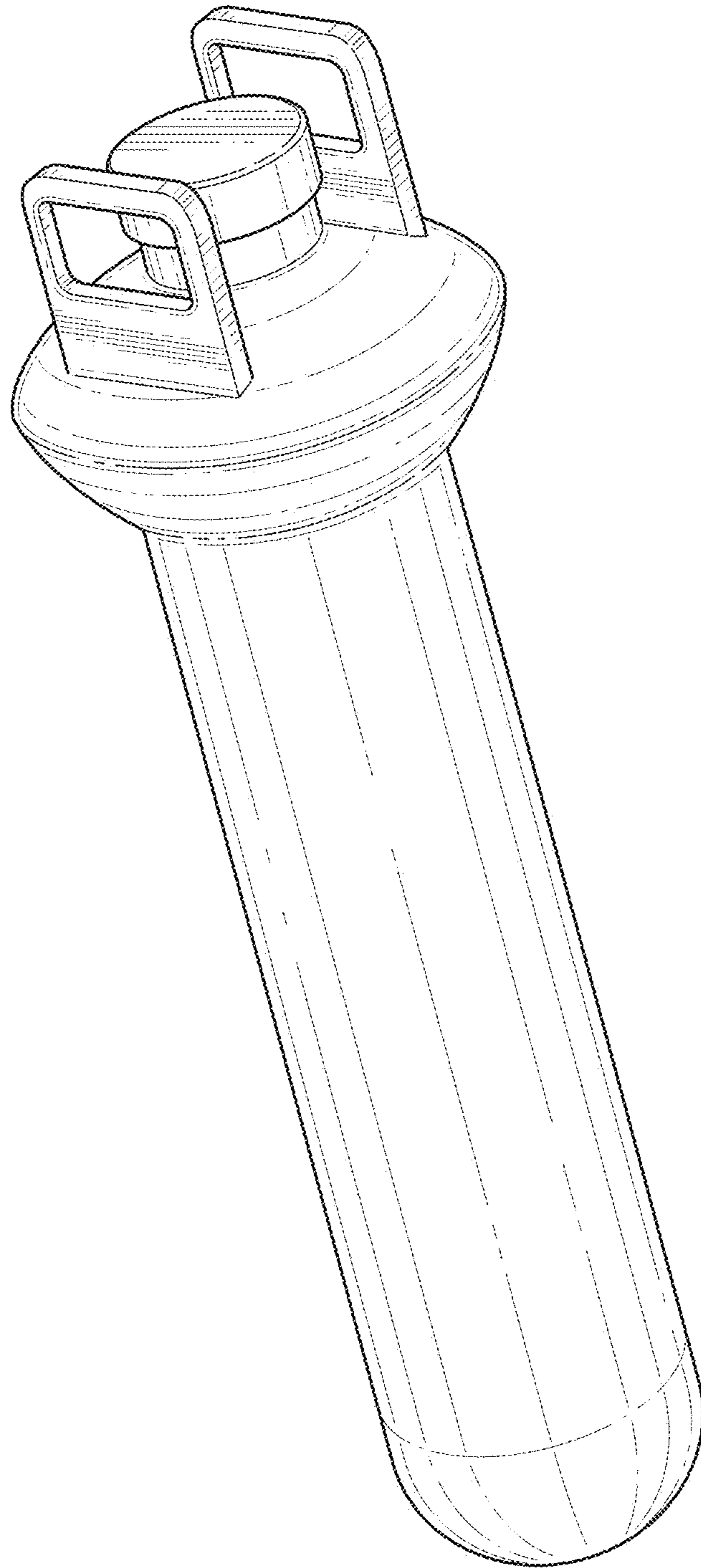


FIG. 1

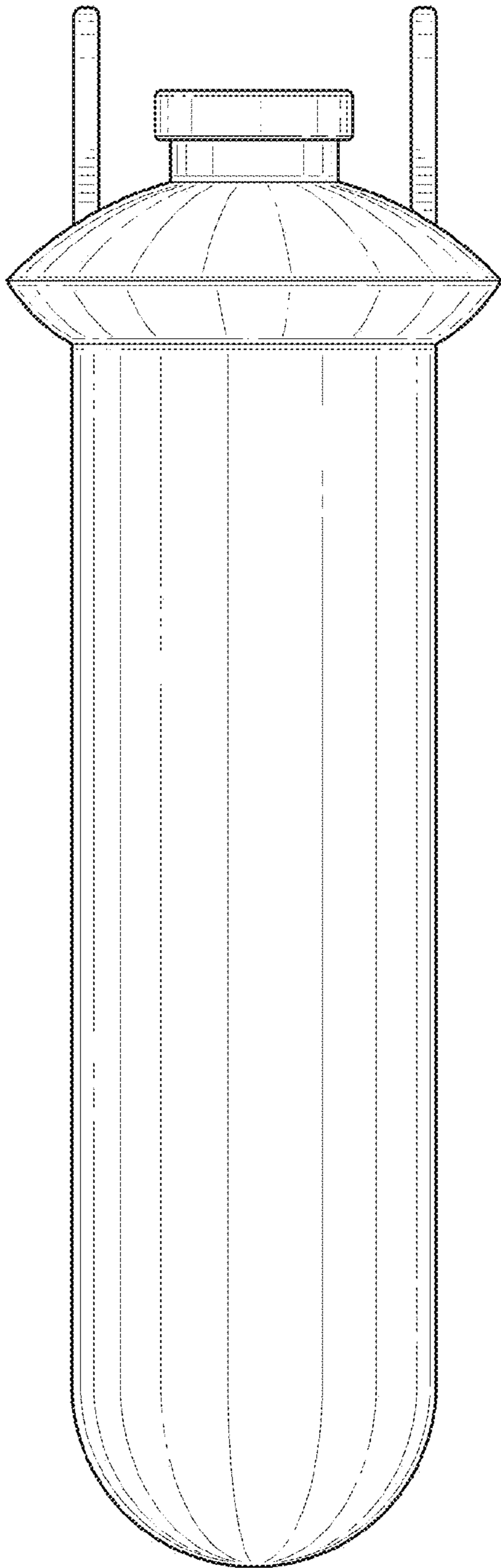


FIG. 2

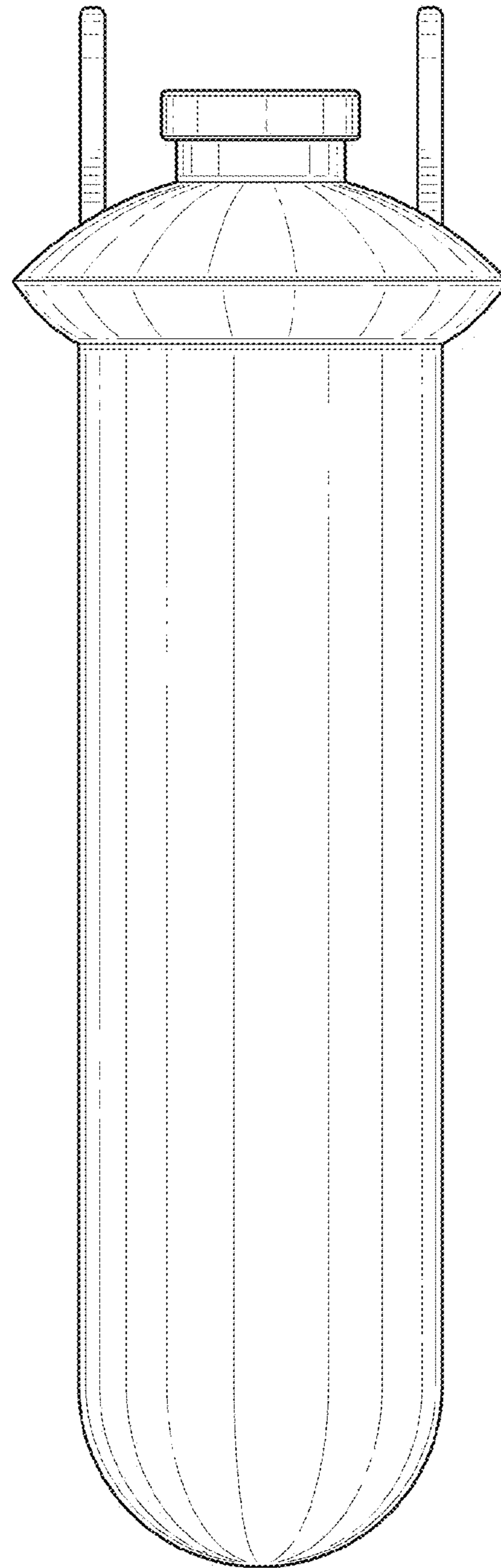


FIG. 3

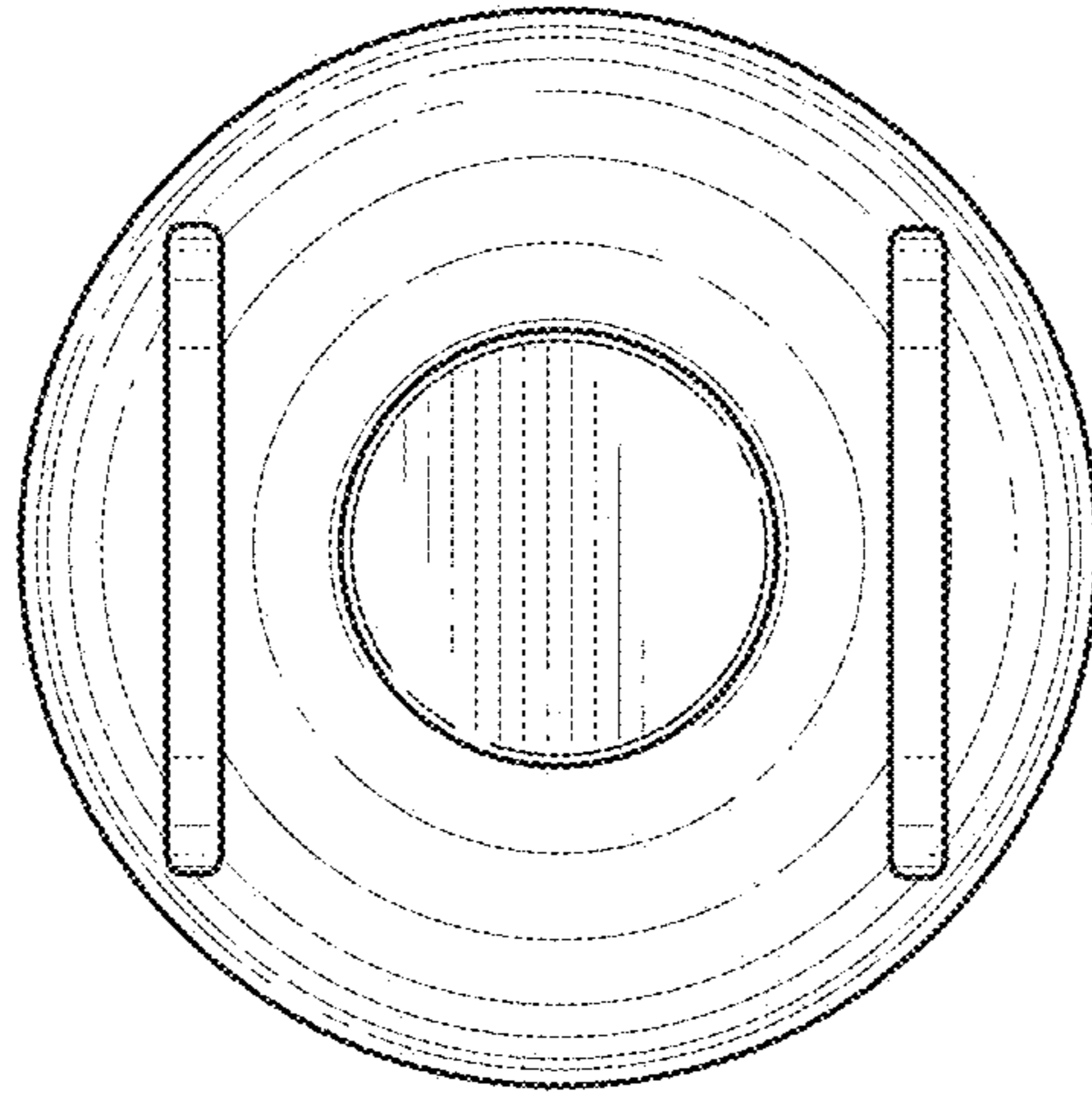


FIG. 4

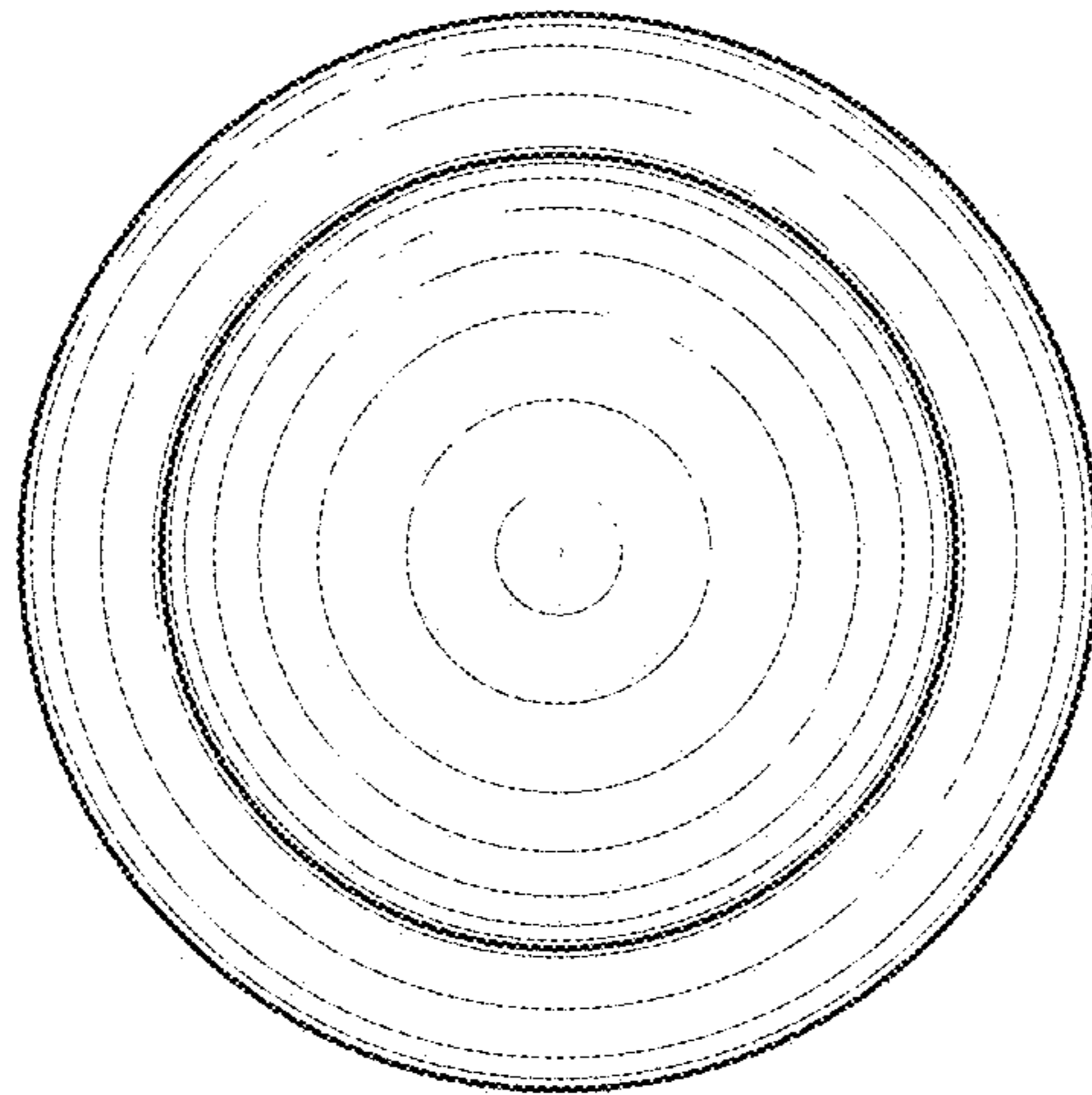


FIG. 5

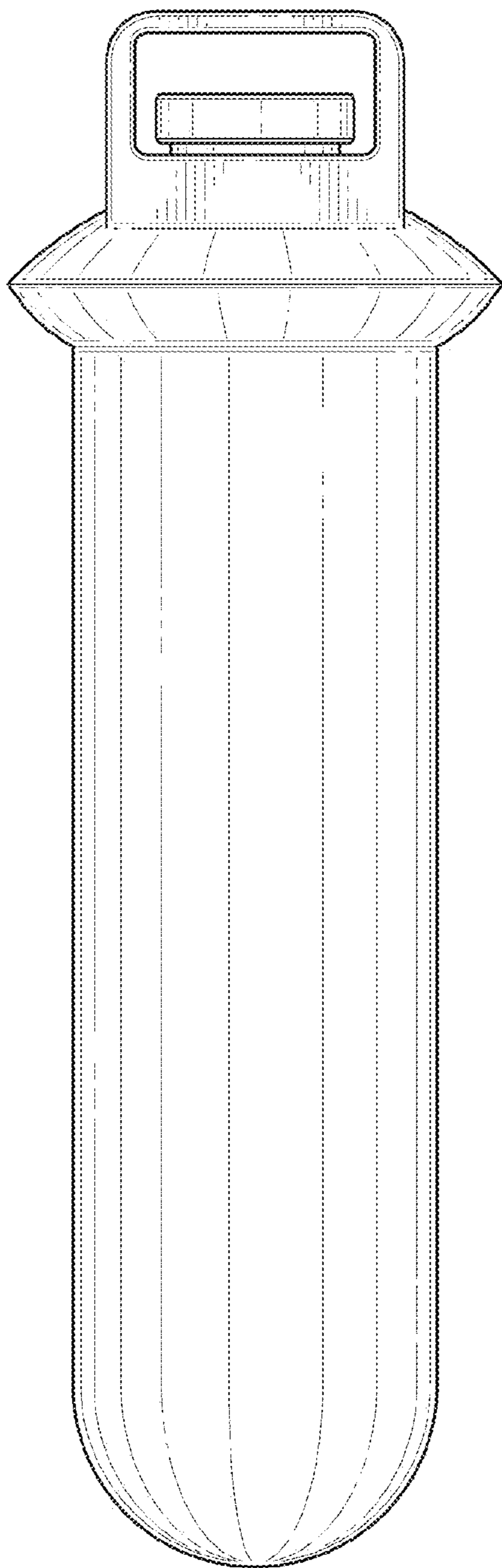


FIG. 6

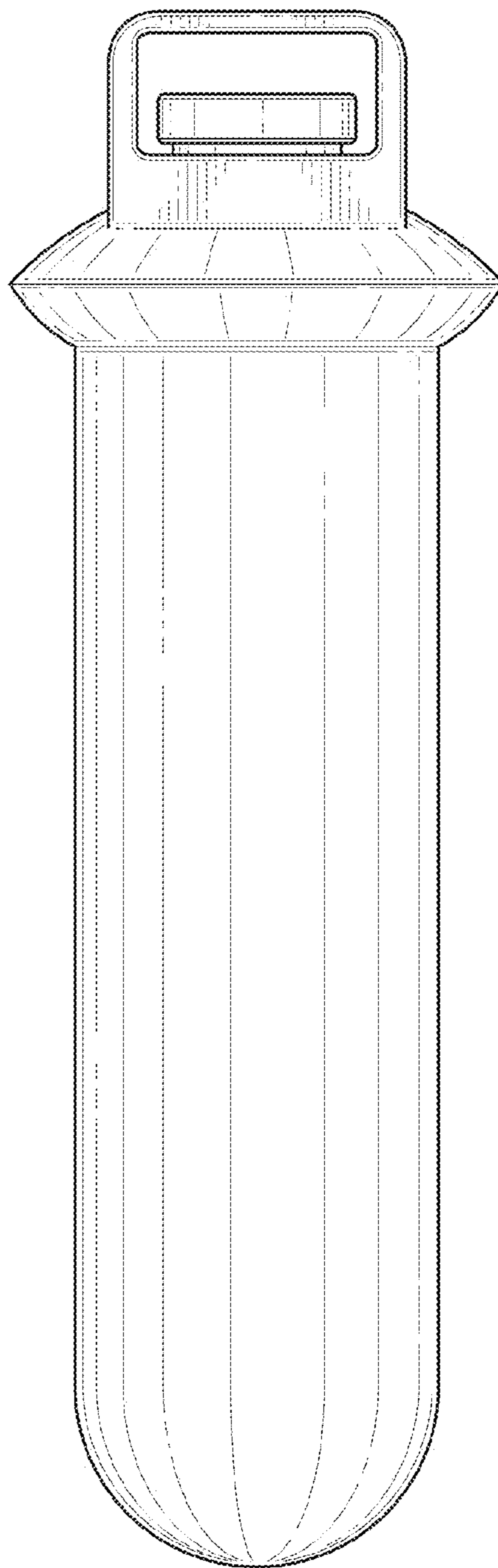


FIG. 7