



US00D764298S

(12) **United States Design Patent**
Gordon et al.

(10) **Patent No.:** **US D764,298 S**

(45) **Date of Patent:** **** Aug. 23, 2016**

(54) **BOTTLE**

(71) Applicant: **S. C. Johnson & Son, Inc.**, Racine, WI (US)

(72) Inventors: **William F. Gordon**, Chicago, IL (US);
Alex Mecker, Milwaukee, WI (US);
Jason R. Gebhardt, Buffalo Grove, IL (US);
Charlie Nghiem, San Francisco, CA (US);
Jonathan Rathbone, Chicago, IL (US)

(73) Assignee: **S. C. Johnson & Son, Inc.**, Racine, WI (US)

(**) Term: **14 Years**

(21) Appl. No.: **29/522,192**

(22) Filed: **Mar. 27, 2015**

Related U.S. Application Data

(62) Division of application No. 29/439,544, filed on Dec. 12, 2012.

(51) **LOC (10) Cl.** **09-01**

(52) **U.S. Cl.**
USPC **D9/541; D9/542; D9/559; D9/569; D9/574**

(58) **Field of Classification Search**

USPC D9/772-774, 768, 771, 777, 782, 516,
D9/529-530, 537-546, 552, 556, 559-561,
D9/565, 567, 569, 574-575, 414;
215/381-385; D28/85, 89;
D7/509-511, 531, 598

See application file for complete search history.

(56) **References Cited**

U.S. PATENT DOCUMENTS

D4,759 S 4/1871 Kirschner
D19,892 S 6/1890 Backus
D47,002 S 2/1915 Lloyd

D52,952 S 2/1919 Green
D61,131 S 6/1922 Carmichael
D86,118 S 2/1932 Fuerst
D87,167 S 6/1932 Noble
D89,141 S 1/1933 Wilson
D97,600 S 6/1934 Piazzoli
D94,416 S 1/1935 Green
D102,532 S * 12/1936 Vuilleminot D28/91.1
D110,882 S 8/1938 Smith
D111,229 S 9/1938 Spence
D111,954 S 11/1938 Buckingham
D138,198 S 7/1944 Jackson
D187,960 S 5/1960 Marina
D237,445 S 11/1975 Schweizer
3,923,178 A 12/1975 Welker, III
D306,260 S 2/1990 Daucourt
D306,694 S 3/1990 Beier-Rosetti
D326,411 S * 5/1992 Wefler D9/556 X
D355,601 S * 2/1995 Buettner D9/503
D369,558 S 5/1996 Heinz
D378,897 S 4/1997 du Grenier et al.
D405,001 S 2/1999 Calo
D418,061 S * 12/1999 Starker D9/545 X

(Continued)

Primary Examiner — Carol P Rademaker

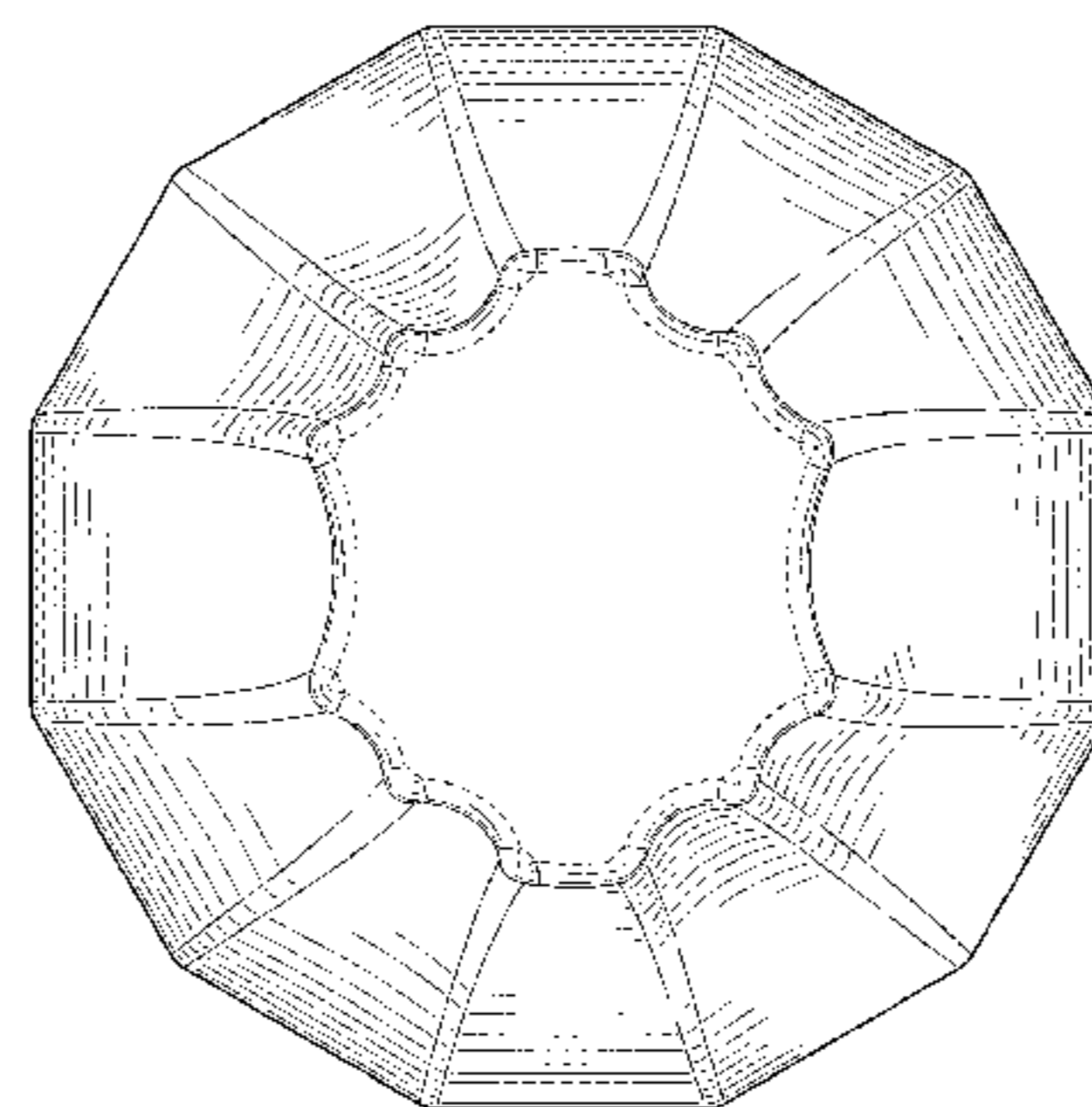
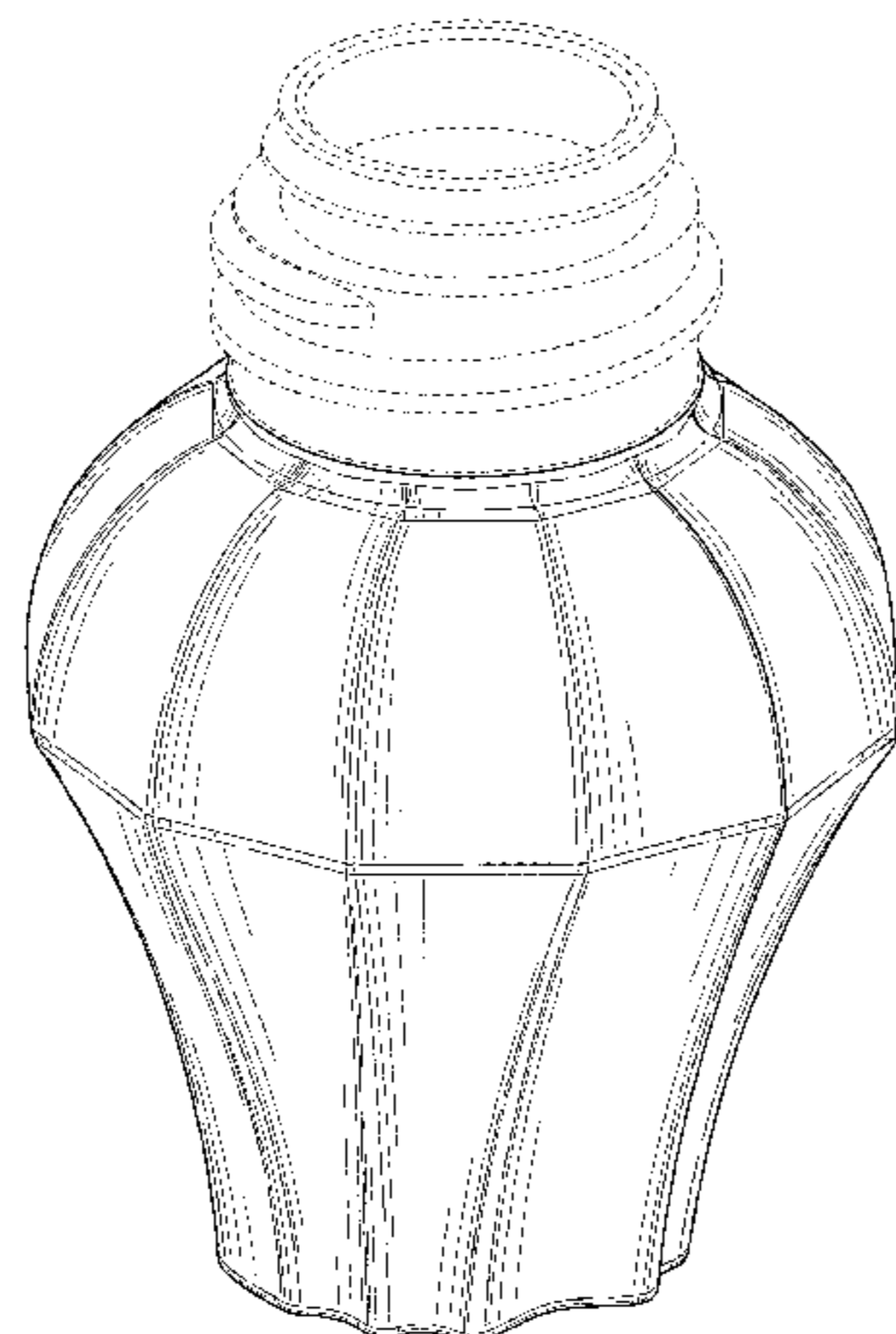
(57) **CLAIM**

The ornamental design for a bottle, as shown and described.

DESCRIPTION

FIG. 1 is a top, front, left side perspective view of a bottle;
FIG. 2 is a front elevational view thereof, the rear elevational view being identical except for the unclaimed threads;
FIG. 3 is a left side elevational view thereof, the right side, elevational view being identical except for the unclaimed threads;
FIG. 4 is a top plan view thereof; and,
FIG. 5 is a bottom plan view thereof.
The broken lines shown in the drawings are included for the purpose of illustrating portions of the bottle that form no part of the claimed design.

1 Claim, 4 Drawing Sheets



(56)

References Cited

U.S. PATENT DOCUMENTS

D431,779 S	10/2000	Nosella		7,837,930 B2	11/2010	Grodsky	
D452,748 S *	1/2002	Dolan	D26/134	D631,149 S *	1/2011	Fis-Menache	D23/395 X
D463,046 S *	9/2002	Kumar	D26/11	D631,756 S *	2/2011	DeMarco	D9/691
D464,889 S	10/2002	Cogley et al.		D632,188 S *	2/2011	Diss	D9/774 X
D480,315 S	10/2003	Sadeghi et al.		D632,189 S *	2/2011	Diss	D9/556
6,722,577 B2 *	4/2004	Dobyns, III	A01M 1/2044 239/34	D632,190 S	2/2011	Diss et al.	
D564,357 S	3/2008	Kapoor et al.		D637,082 S *	5/2011	Delbon	D9/500
D572,145 S	7/2008	Knapp et al.		D644,515 S	9/2011	Tieleman et al.	
D585,625 S *	1/2009	Gray	D99/5	D651,518 S	1/2012	Padain et al.	
D586,657 S	2/2009	Pritchett, Jr.		D658,915 S	5/2012	Fernandes et al.	
D586,658 S	2/2009	Pritchett, Jr.		D662,652 S *	6/2012	Browder	D26/134
D594,750 S	6/2009	Westphal		D666,915 S *	9/2012	Wiescinski	D9/542 X
D606,369 S *	12/2009	Ruzycky	D7/628	D667,731 S *	9/2012	Enciso	D9/541
D612,740 S	3/2010	Leone		D671,415 S *	11/2012	Enciso	D9/541
7,673,765 B2	3/2010	Pritchett, Jr.		D671,838 S *	12/2012	Potts	D9/545
D614,970 S	5/2010	Diss et al.		D722,880 S	2/2015	DeMarco	
D619,472 S *	7/2010	Papiernik	D9/558 X	D734,894 S *	7/2015	Schlatter	D28/85 X
D622,614 S *	8/2010	DeMarco	D9/691	D735,581 S *	8/2015	Eble	D9/559 X
D626,421 S *	11/2010	Szymula	D9/559 X	D741,719 S *	10/2015	Reynolds	D9/558 X
				9,226,987 B2 *	1/2016	Gordon	A01M 1/2044
				2010/0215549 A1	8/2010	Corde	
				2012/0012552 A1	1/2012	Kubicek et al.	

* cited by examiner

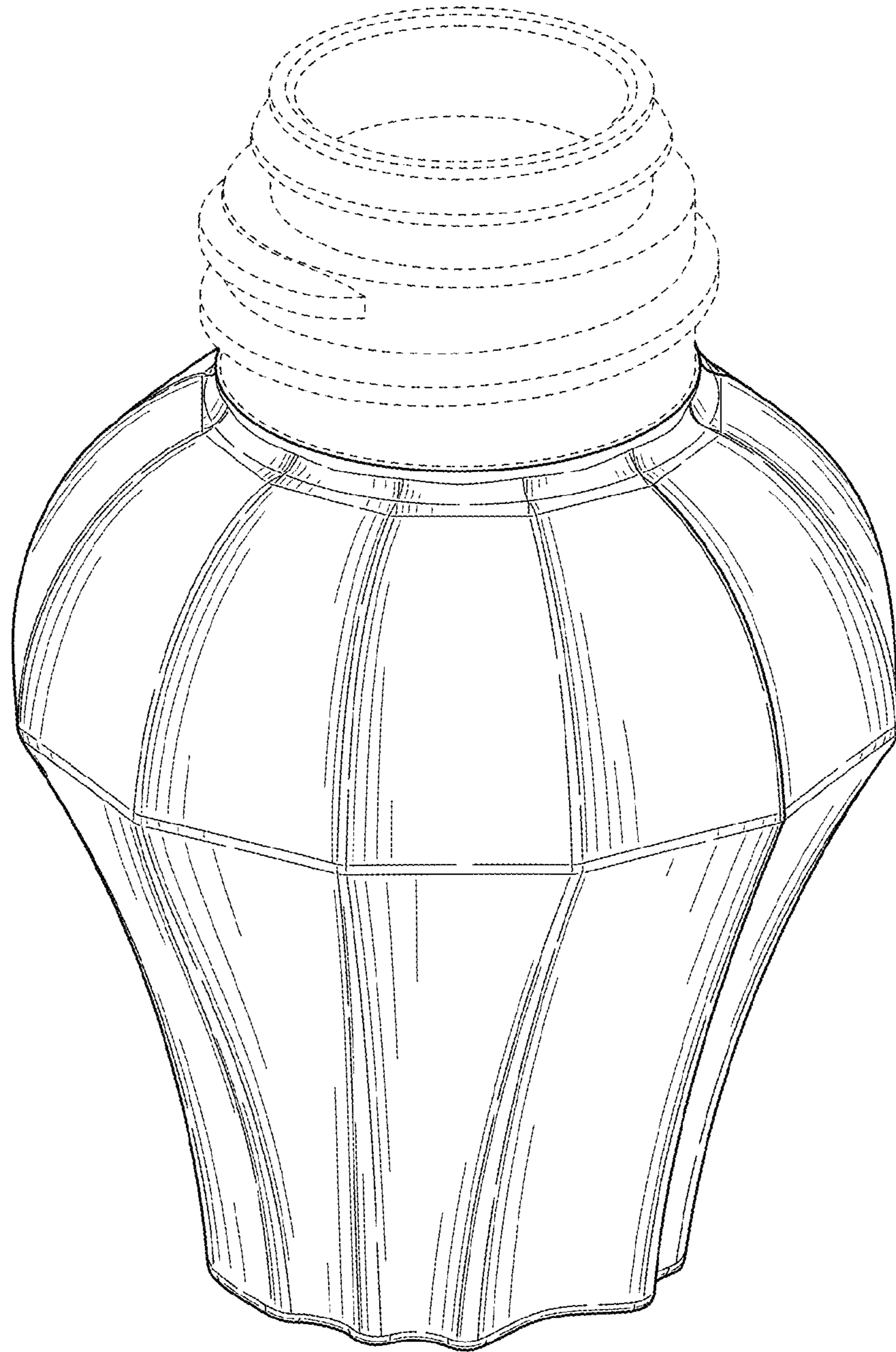


FIG. 1

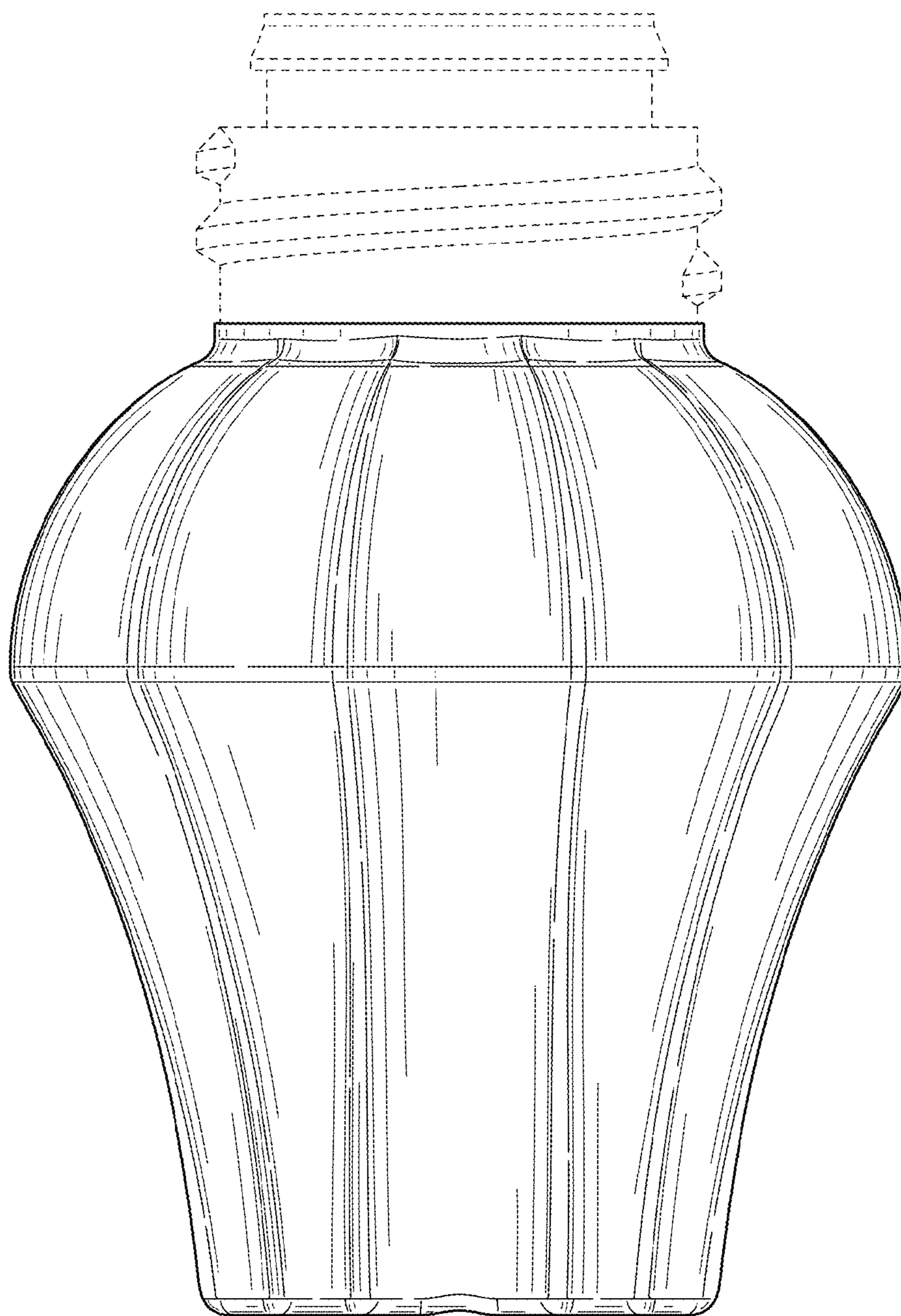


FIG. 2

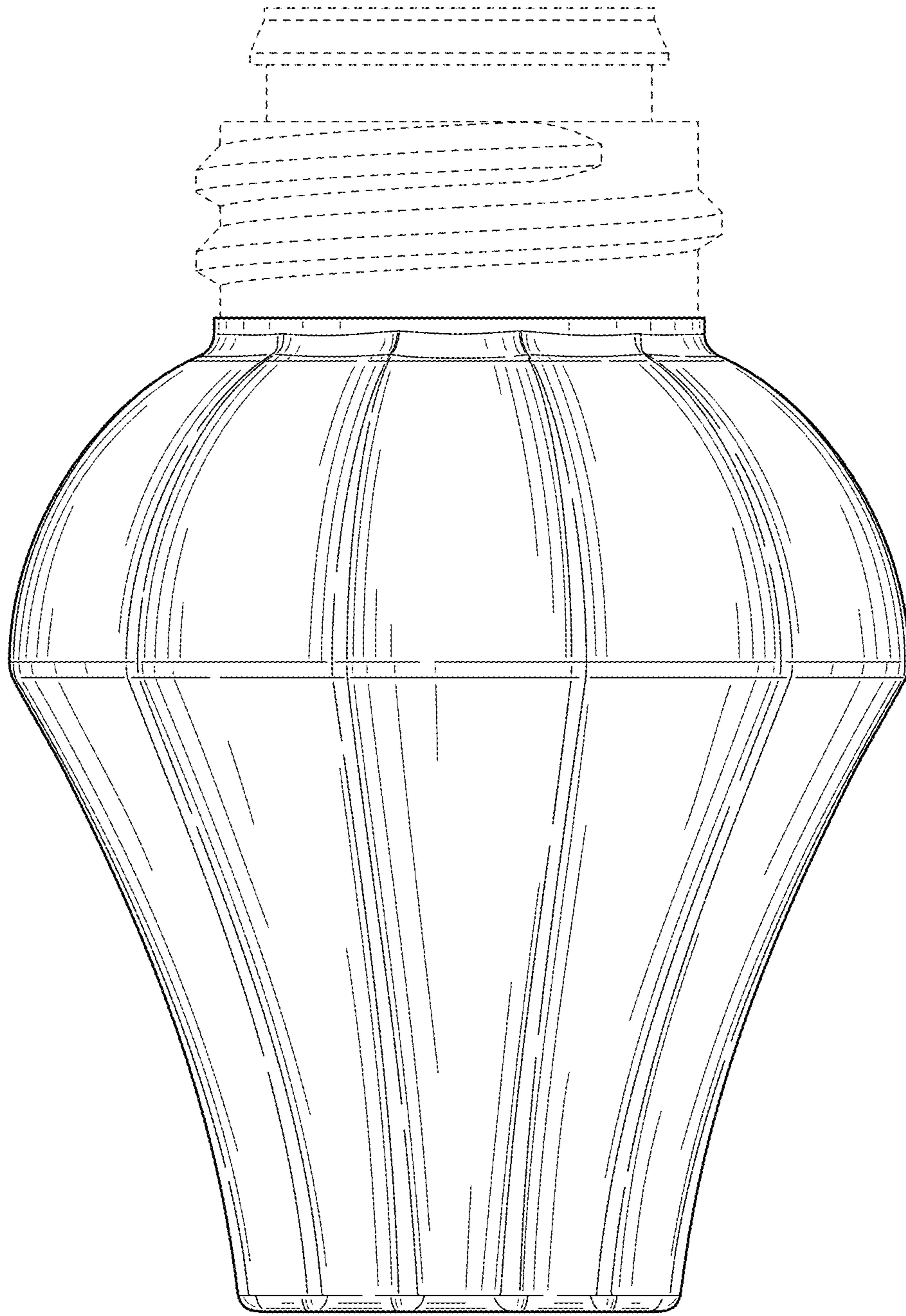


FIG. 3

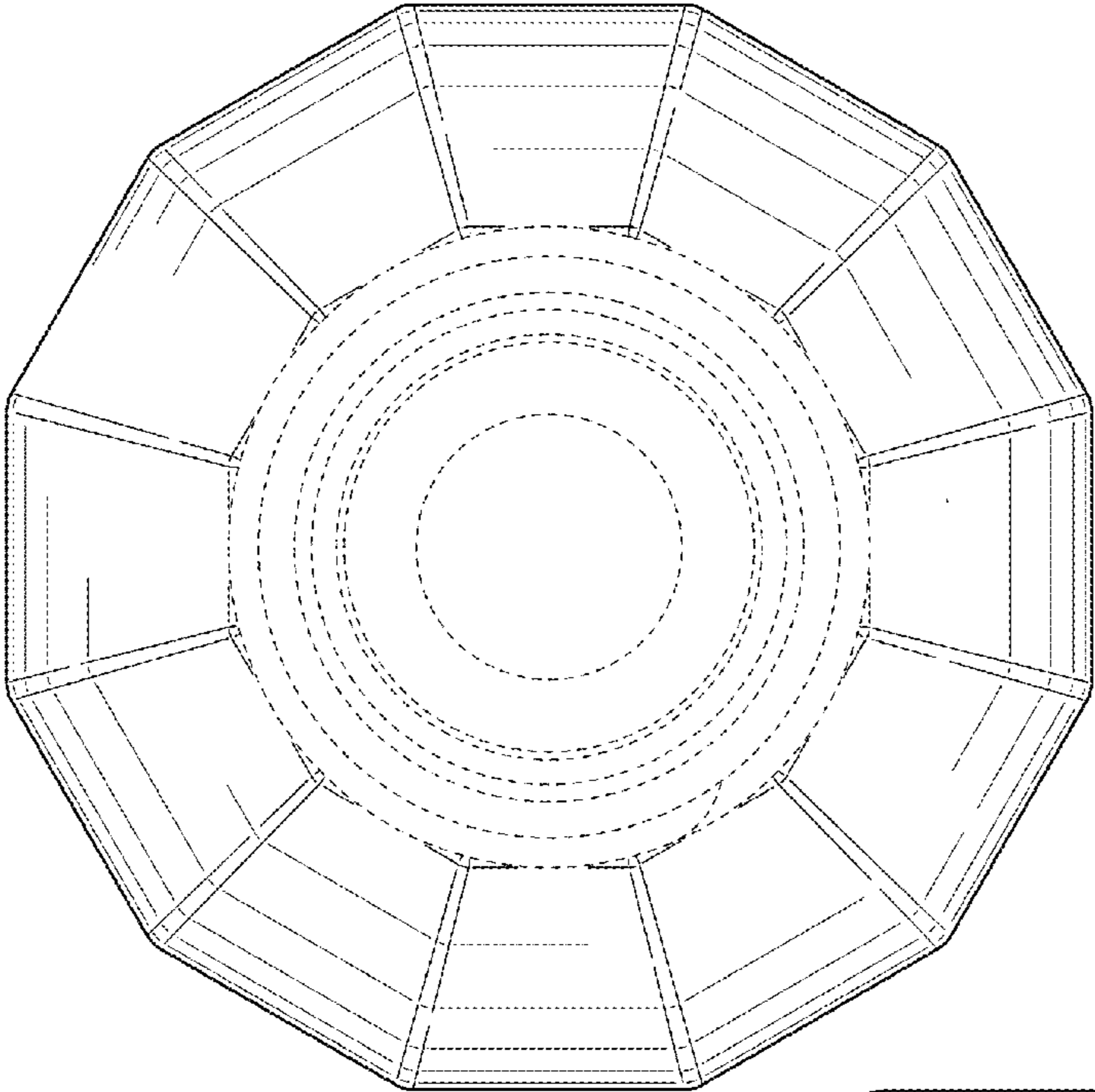


FIG. 4

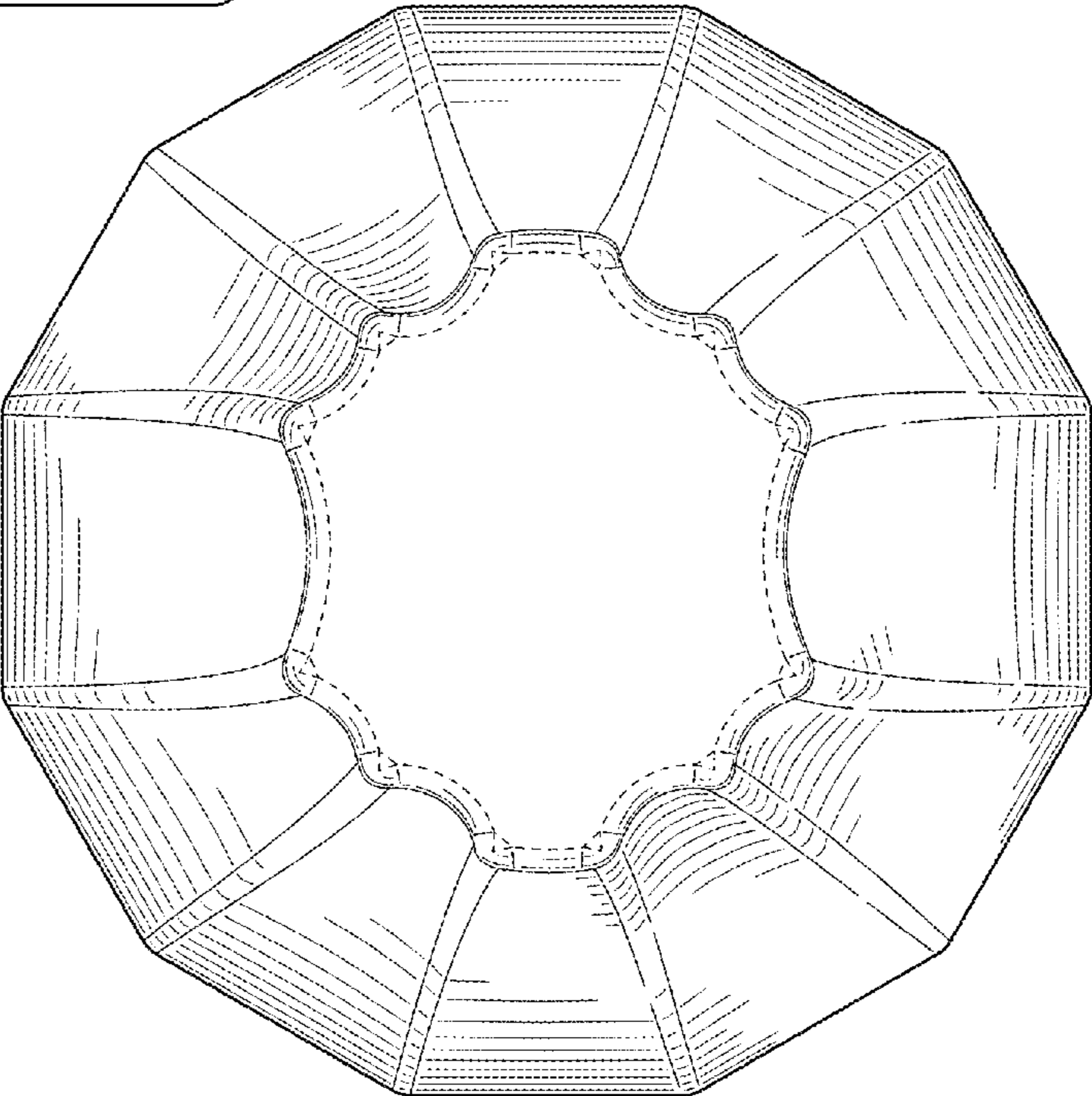


FIG. 5