

US00D764294S

(12) **United States Design Patent**
Marotti

(10) **Patent No.:** **US D764,294 S**

(45) **Date of Patent:** **** Aug. 23, 2016**

(54) **TOOTHPASTE PACKAGE**

(71) Applicant: **The Procter & Gamble Company,**
Cincinnati, OH (US)

(72) Inventor: **Martin Jay Marotti,** Carmel, IN (US)

(73) Assignee: **THE PROCTER & GAMBLE CO,**
Cincinnati, OH (US)

(**) Term: **14 Years**

(21) Appl. No.: **29/455,858**

(22) Filed: **May 24, 2013**

(51) **LOC (10) Cl.** **09-01**

(52) **U.S. Cl.**
USPC **D9/521; D9/540**

(58) **Field of Classification Search**
USPC D9/434-435, 447, 449, 454, 516, 521,
D9/529, 530, 537, 540, 549, 575, 695, 697,
D9/699, 715, 719; D28/76, 85-86, 88-90;
215/379, 381-382; 220/660, 669, 675
CPC B65D 1/00; B65D 1/02; B65D 1/0223;
B65D 23/00; B65D 81/00; B65D 83/00;
B65D 2501/00; B65D 2501/0009; B65D
2501/0081

See application file for complete search history.

(56) **References Cited**

U.S. PATENT DOCUMENTS

D145,048 S *	6/1946	Renaud	D28/88
D306,265 S *	2/1990	Leebeek	D9/435
D440,494 S *	4/2001	Sagel et al.	D9/450
D450,585 S *	11/2001	Kamata	D9/449
D472,812 S *	4/2003	Lerolle	D9/504
D512,938 S *	12/2005	Morris et al.	D11/131
D533,067 S *	12/2006	Snyder	D9/522
D540,685 S *	4/2007	Shurtleff et al.	D9/521
D542,660 S *	5/2007	Thomas et al.	D9/521
D559,434 S *	1/2008	Morris et al.	D26/128
D560,018 S *	1/2008	Morris et al.	D26/128
D578,003 S *	10/2008	Shurtleff et al.	D9/521
D580,269 S *	11/2008	Xiao et al.	D9/521

(Continued)

Primary Examiner — Dana L Meyrow

(74) *Attorney, Agent, or Firm* — James E. Oehlenschlager

(57) **CLAIM**

The ornamental design for toothpaste package, as shown and described.

DESCRIPTION

FIG. 1 is a perspective view of a toothpaste package showing our new design;

FIG. 2 is a front view of the toothpaste package as shown in FIG. 1;

FIG. 3 is a right side view of the toothpaste package as shown in FIG. 1;

FIG. 4 is a back view of the toothpaste package as shown in FIG. 1;

FIG. 5 is a left side view of the toothpaste package as shown in FIG. 1;

FIG. 6 is a top view of the toothpaste package as shown in FIG. 1;

FIG. 7 is a bottom view of the toothpaste package as shown in FIG. 1.

FIG. 8 is a perspective view of a toothpaste package showing our new design;

FIG. 9 is a front view of the toothpaste package as shown in FIG. 8;

FIG. 10 is a right side view of the toothpaste package as shown in FIG. 8;

FIG. 11 is a back view of the toothpaste package as shown in FIG. 8;

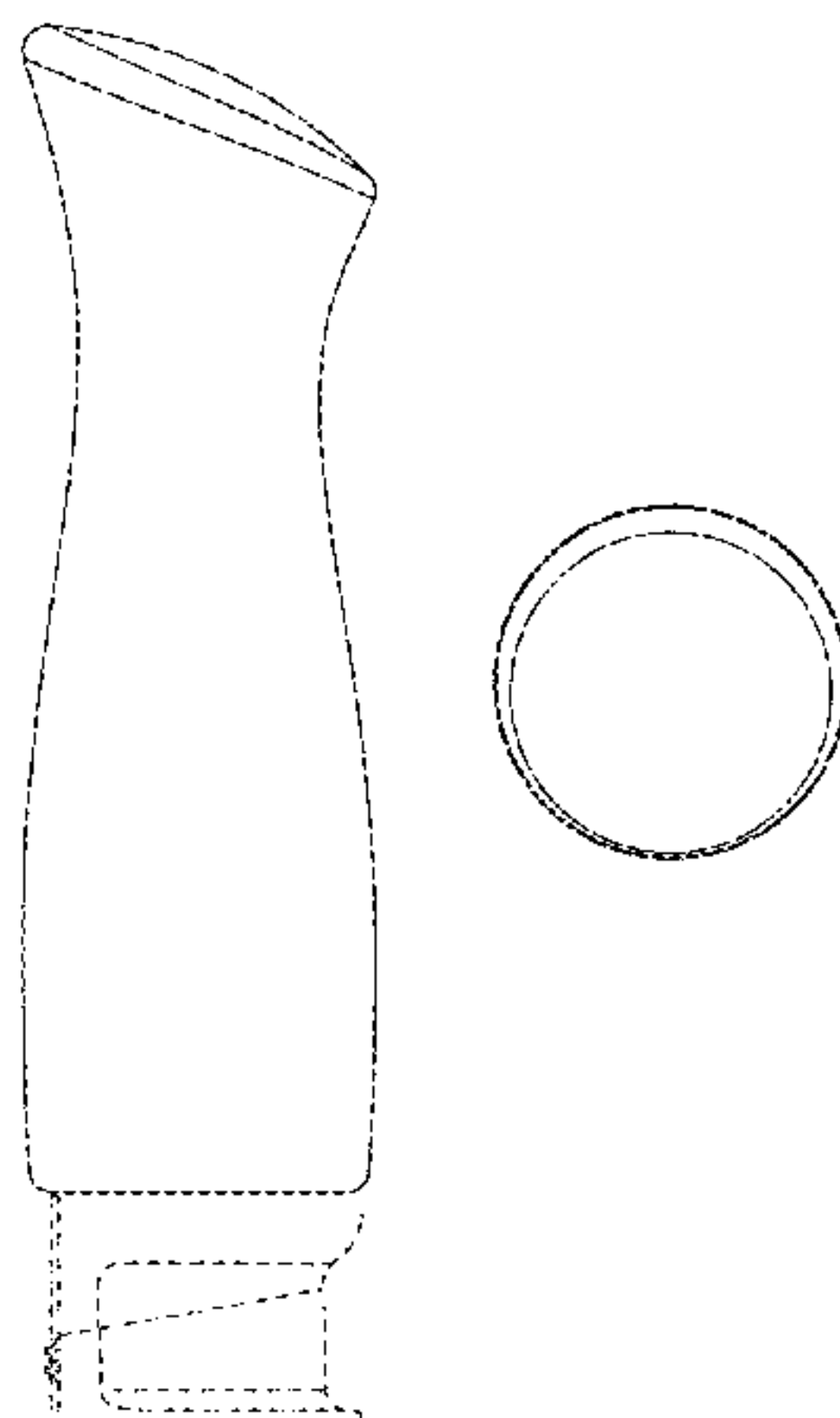
FIG. 12 is a left side view of the toothpaste package as shown in FIG. 8;

FIG. 13 is a top view of the toothpaste package as shown in FIG. 1; and,

FIG. 14 is a bottom view of the toothpaste package as shown in FIG. 1.

The broken lines shown are for illustrative purposes only and form no part of the claimed design.

1 Claim, 6 Drawing Sheets



(56)

References Cited

U.S. PATENT DOCUMENTS

D602,363 S * 10/2009 Chaffier D9/521
D616,750 S * 6/2010 Toh et al. D9/521
D632,963 S * 2/2011 Hale et al. D9/529
D644,517 S * 9/2011 Howell et al. D9/521
D649,465 S * 11/2011 Oates et al. D9/521

D654,761 S * 2/2012 Herbst D7/505
D666,096 S * 8/2012 Cummings et al. D9/449
D666,097 S * 8/2012 Cummings et al. D9/449
D666,098 S * 8/2012 Cummings et al. D9/449
D666,099 S * 8/2012 Cummings et al. D9/449
D666,492 S * 9/2012 Cummings et al. D9/449
D666,493 S * 9/2012 Cummings et al. D9/449

* cited by examiner

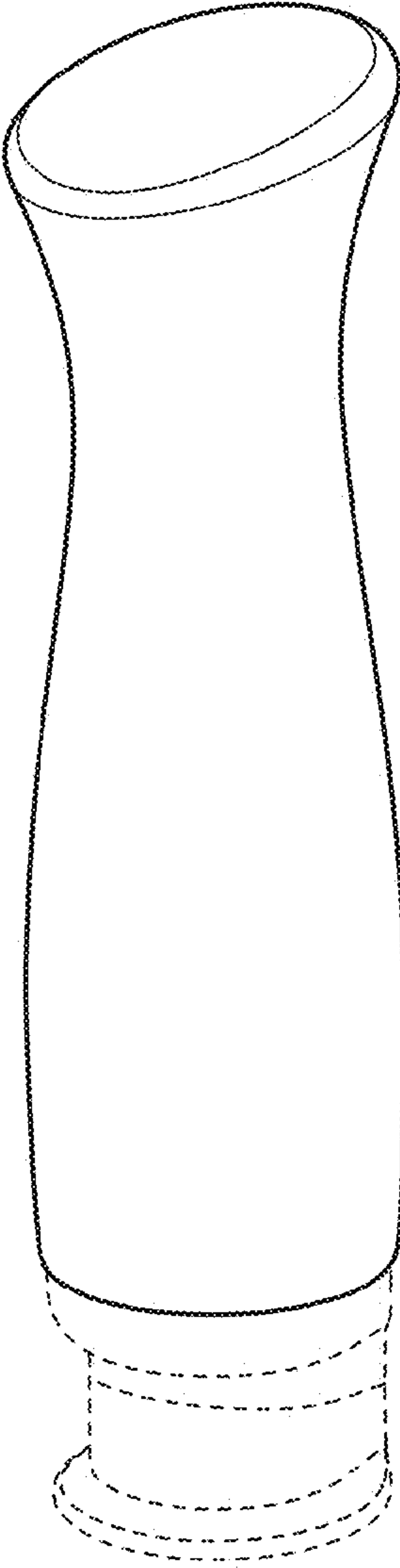


Fig. 1




Fig. 2

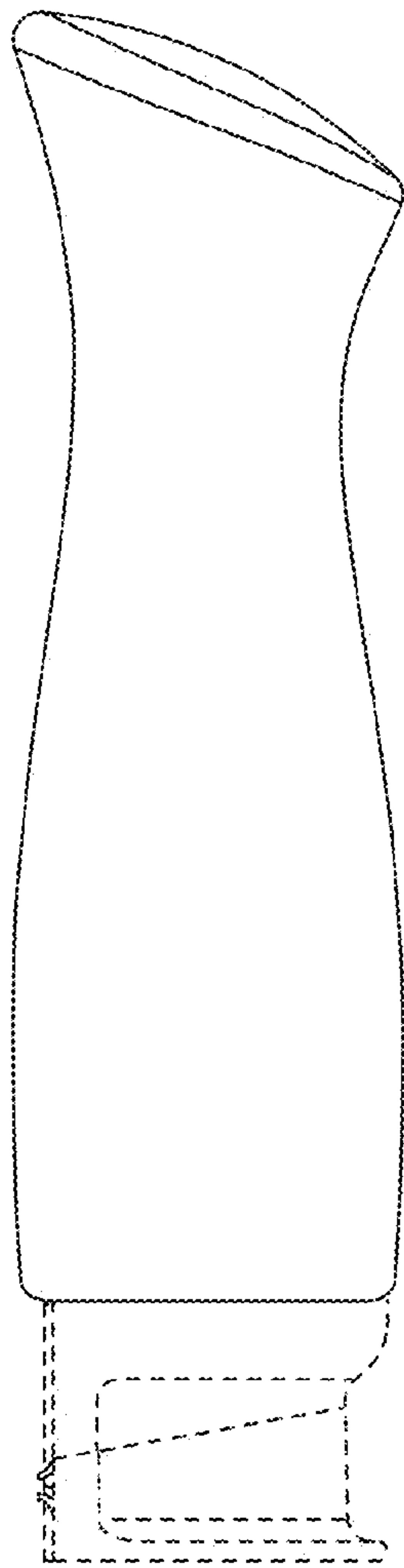


Fig. 3

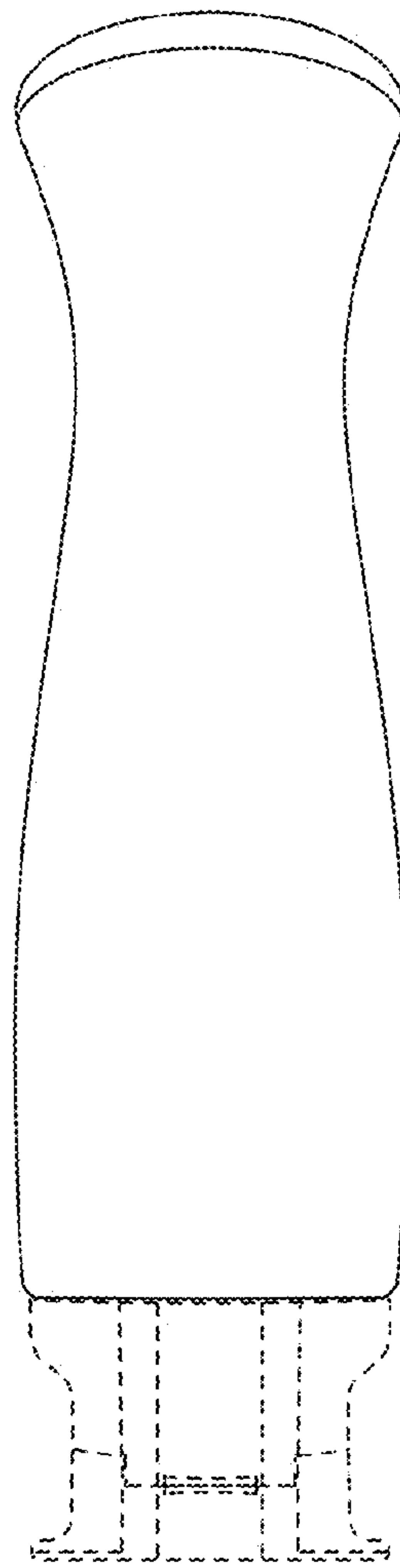


Fig. 4

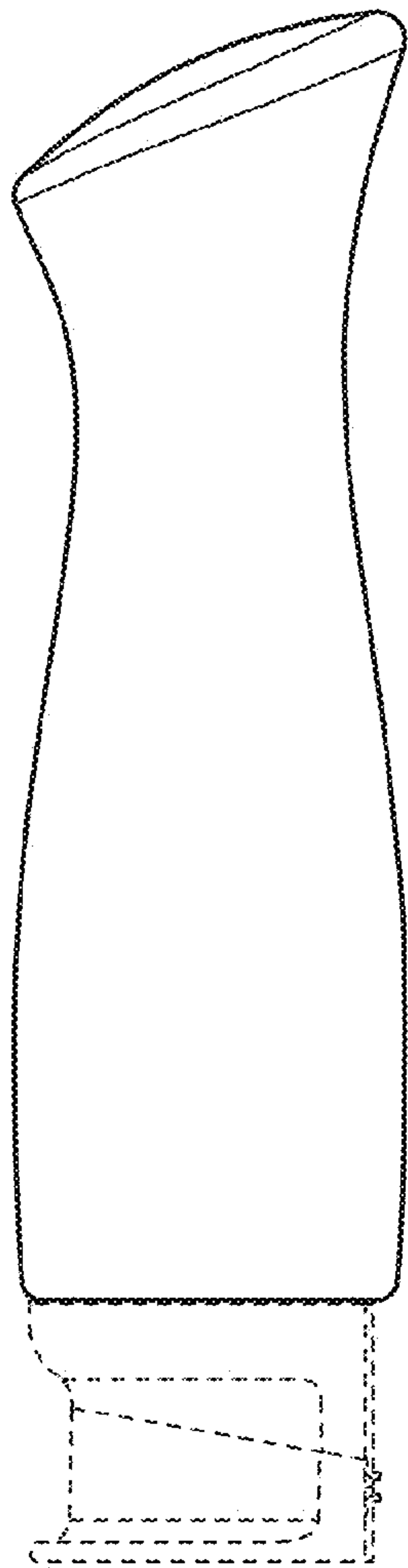


Fig. 5

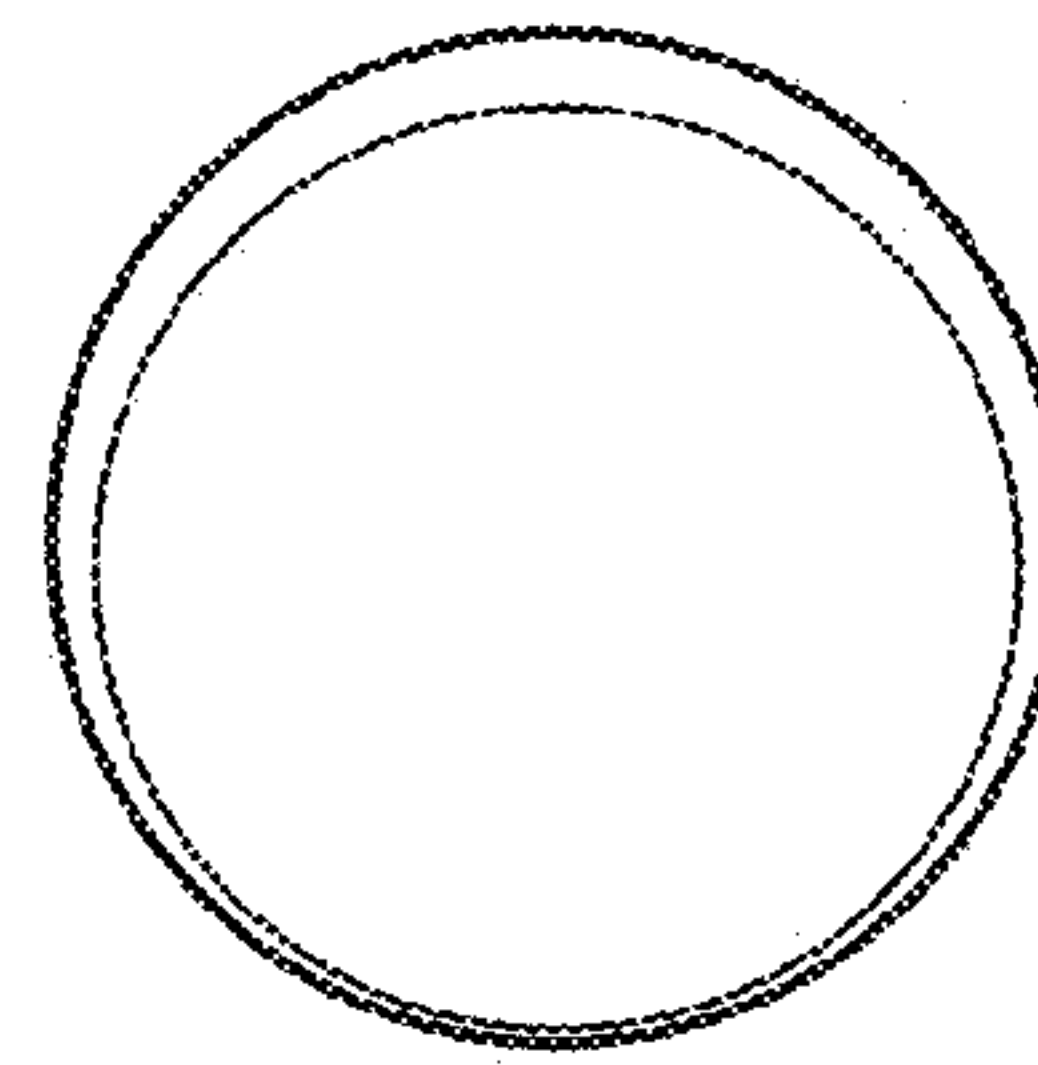


Fig. 6

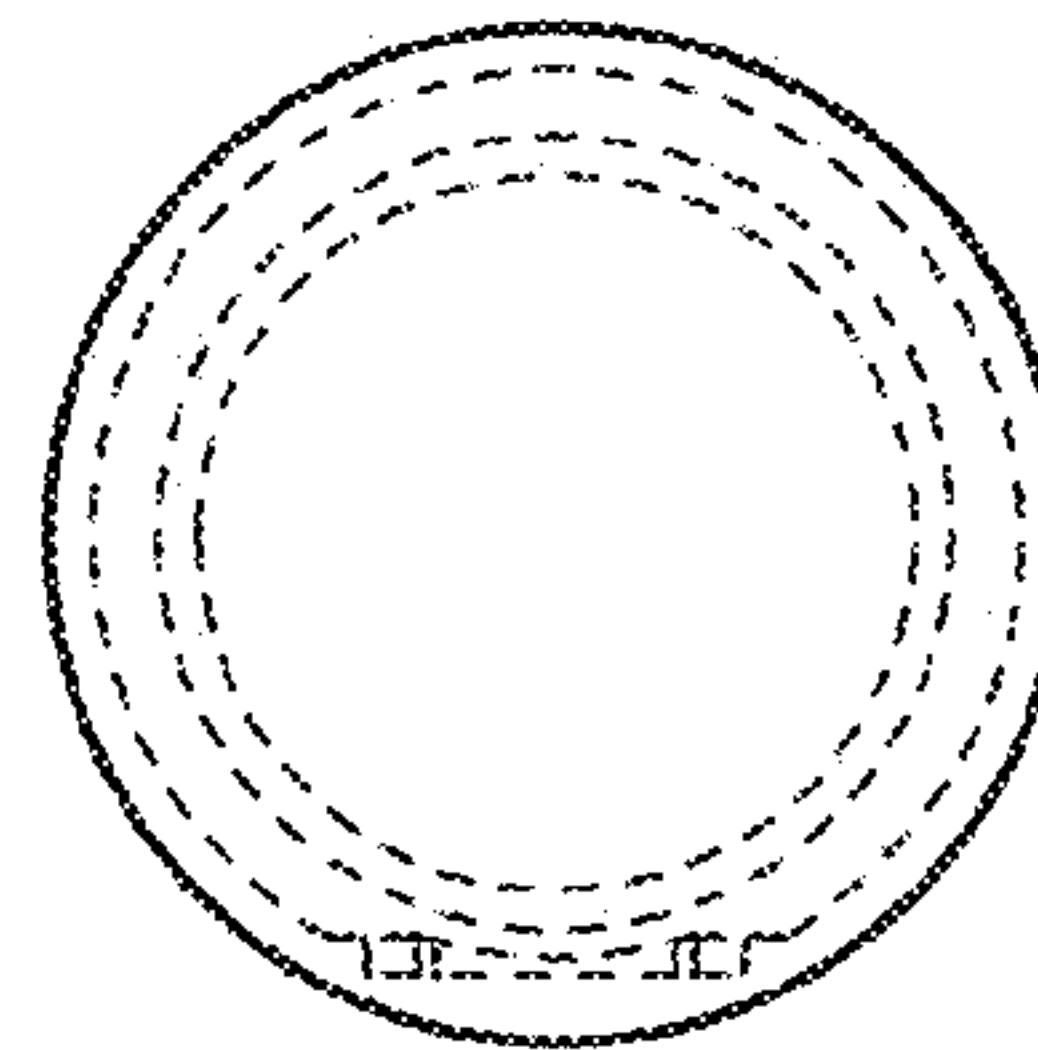


Fig. 7

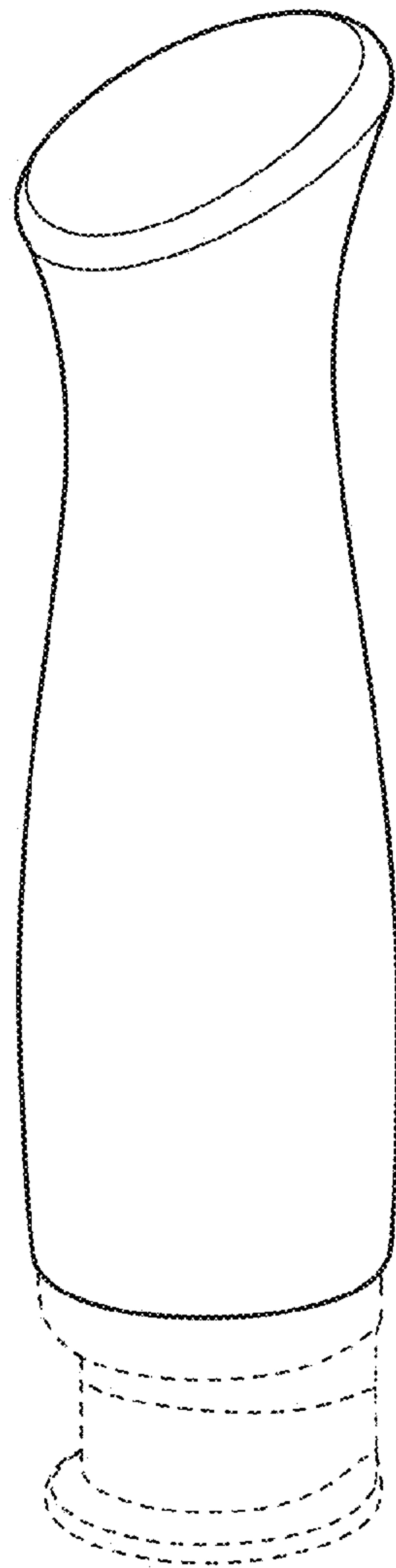


Fig. 8

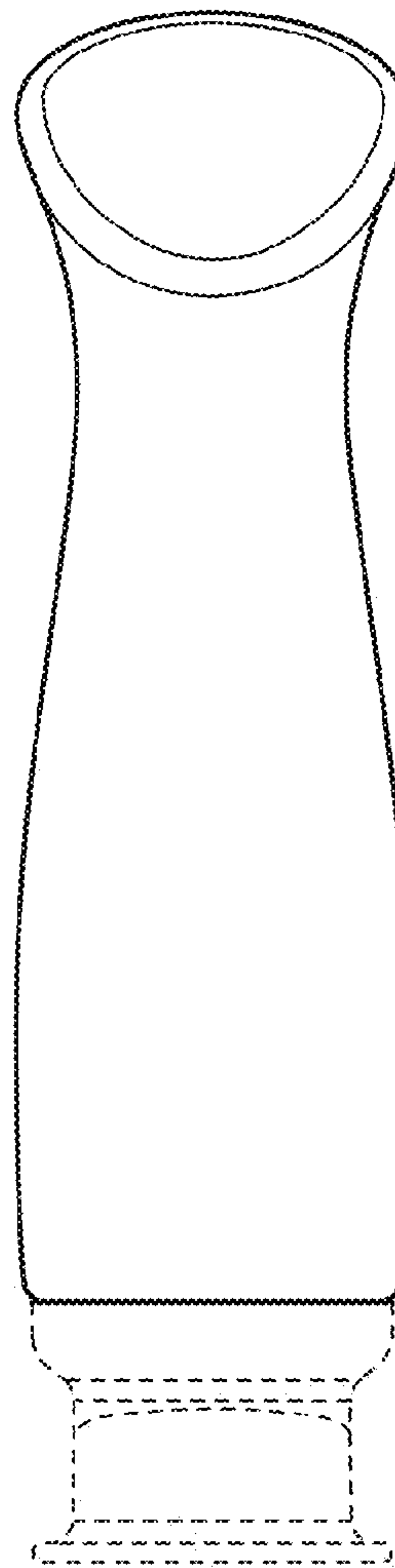


Fig. 9

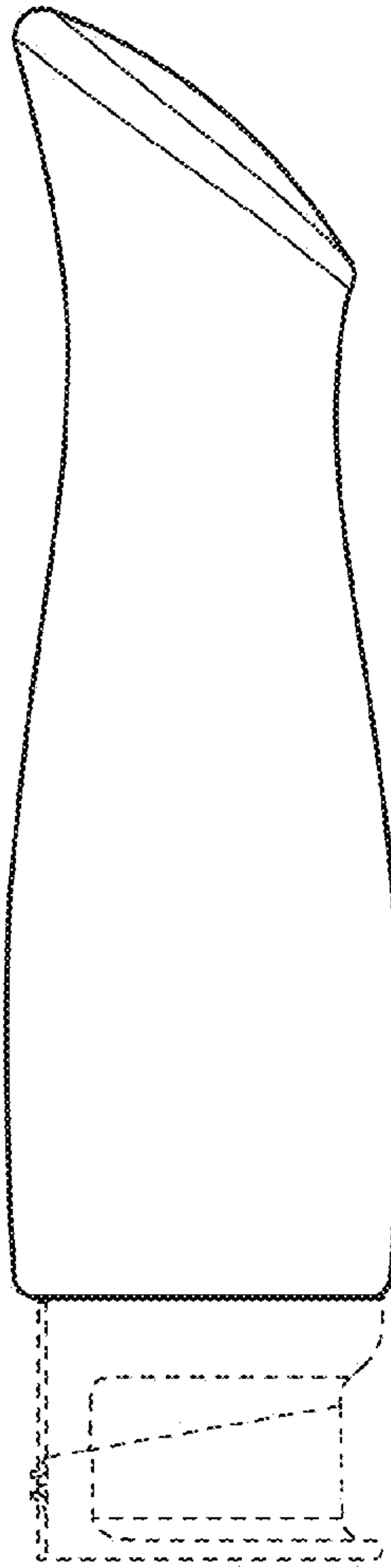


Fig. 10

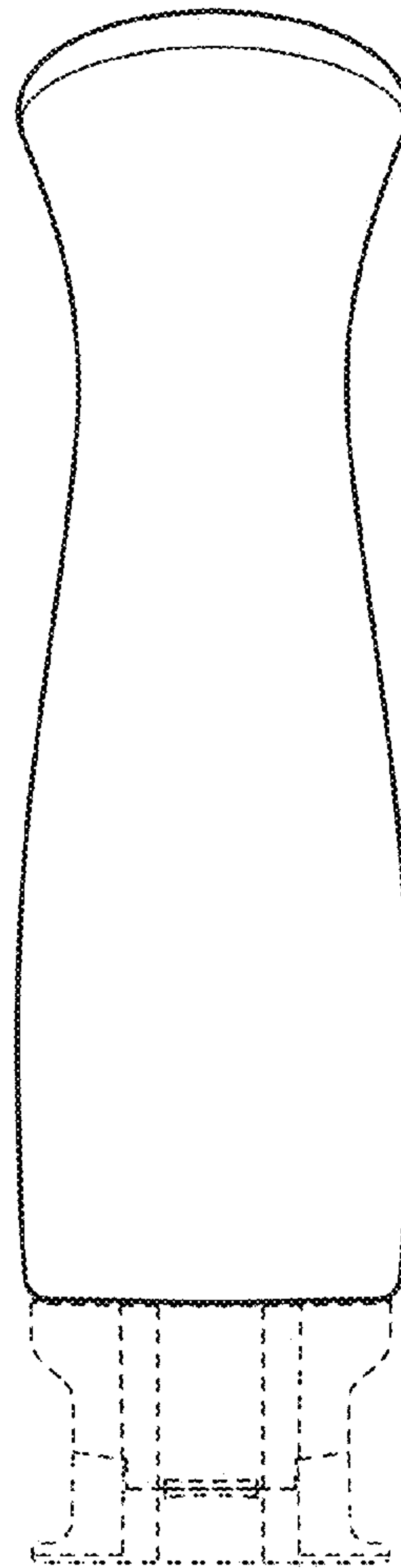


Fig. 11

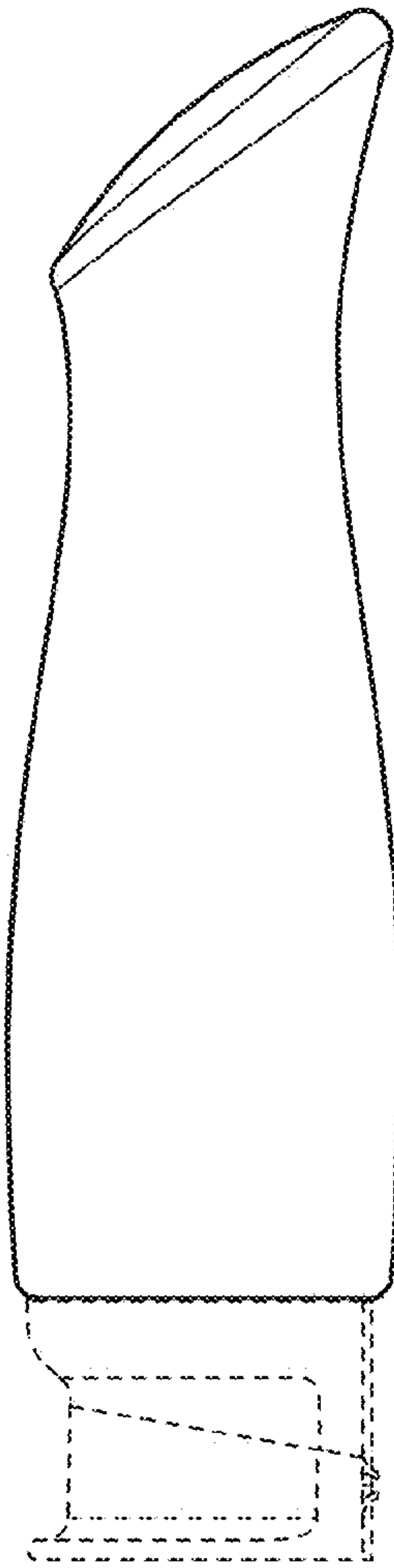


Fig. 12

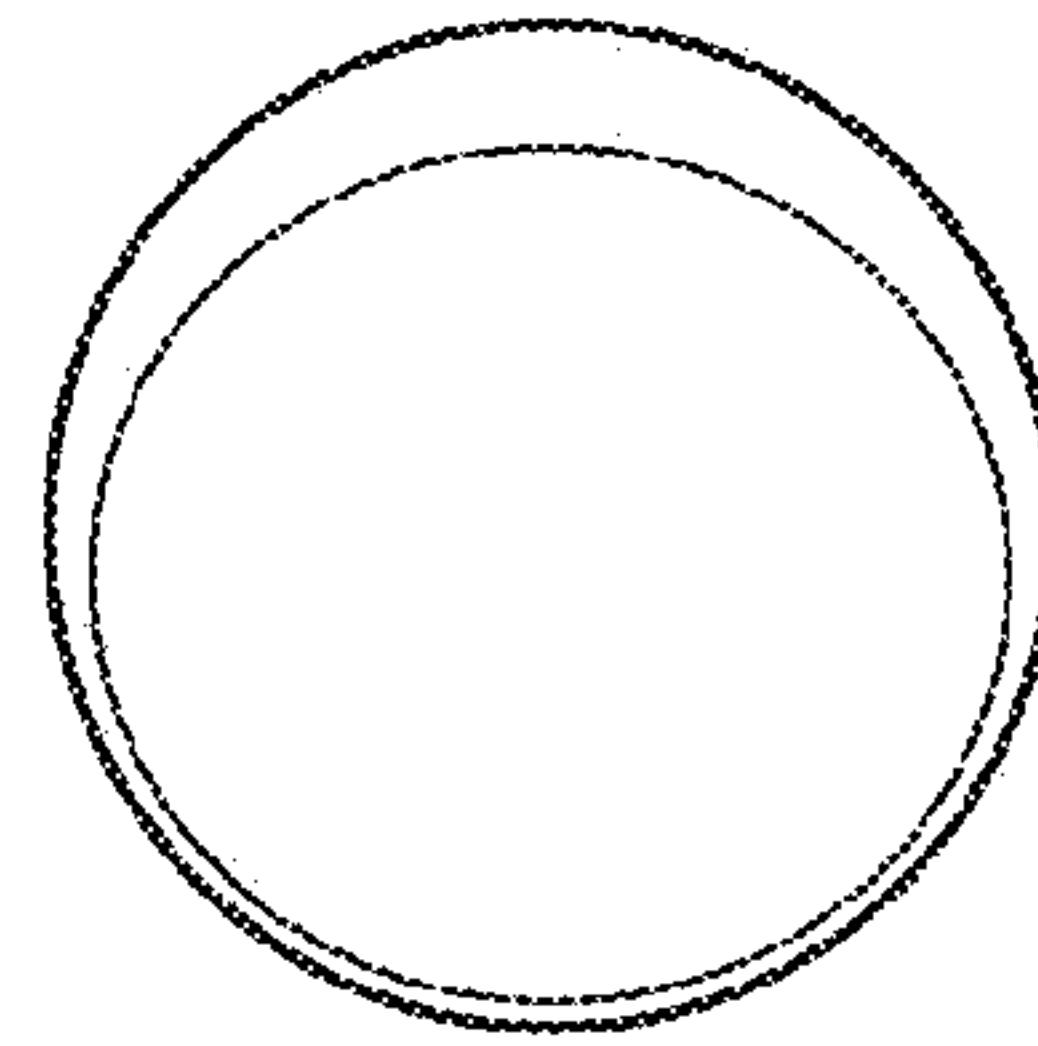


Fig. 13

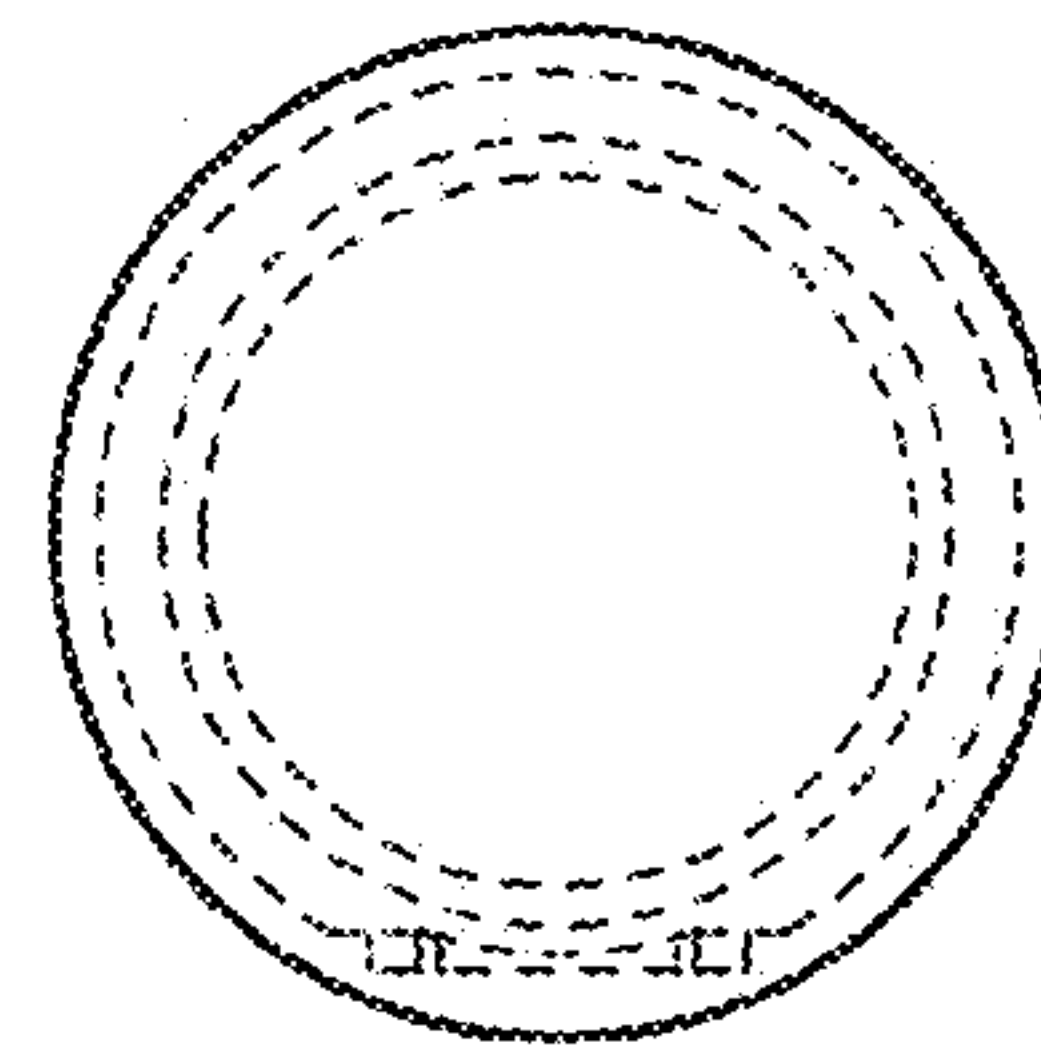


Fig. 14