



US00D764293S

(12) **United States Design Patent** (10) **Patent No.:** **US D764,293 S**
Wang (45) **Date of Patent:** **** Aug. 23, 2016**

(54) **CUSHION PACKAGING MATERIAL**

(71) Applicant: **Shang-Ruei Wang**, Taipei (TW)

(72) Inventor: **Shang-Ruei Wang**, Taipei (TW)

(**) Term: **14 Years**

(21) Appl. No.: **29/502,282**

(22) Filed: **Sep. 12, 2014**

(51) **LOC (10) Cl.** **09-99**

(52) **U.S. Cl.**
USPC **D9/456**

(58) **Field of Classification Search**

USPC D3/272, 273, 302, 310, 313, 315, 319,
D3/901; D6/512, 515-525; D7/552.1,
D7/553.1, 553.2, 554.1, 602, 614, 701,
D7/704; D9/414, 418, 420-424, 427,
D9/430-435, 455, 456, 517, 737, 738, 739,
D9/740, 741, 744, 745; D14/248, 251,
D14/253; D19/1, 27; D24/227-229, 232;
D28/61, 73, 76; D32/55, 58; D34/1, 7,
D34/10, 11; 229/100, 101, 101.3, 106,
229/108-112; 232/43.2; 294/87.2, 87.28,
294/159; 220/23.83, 353, 908, 909, 910;
206/145, 151, 159, 160, 161, 164, 199,
206/200, 206, 216, 265, 267, 269, 270, 273,
206/299, 427, 430, 503, 504, 509, 518, 519,
206/524.1, 557, 561, 564, 565, 703, 704,
206/705, 737, 740, 821, 822; 108/53.3, 59,
108/60, 64
CPC B65D 1/243; B65D 2501/24019;
B65D 2501/24165; B65D 2501/24152;
B65D 11/18; B65D 85/30; B65D 85/32;
B65B 1/04

See application file for complete search history.

(56) **References Cited**

U.S. PATENT DOCUMENTS

D230,657 S *	3/1974	Begun	D28/76
D265,630 S *	8/1982	Wahlberg	D9/432
D283,104 S *	3/1986	Bigando	D6/634
D303,217 S *	9/1989	Maidon	D9/456
D326,777 S *	6/1992	Newby, Sr.	D3/319
D328,102 S *	7/1992	Buzak	D19/78
D369,469 S *	5/1996	Gregory	D3/313
D392,957 S *	3/1998	Gaete	D20/10
D440,118 S *	4/2001	Claffy	D7/553.1
D453,871 S *	2/2002	Perry	D34/38
D510,704 S *	10/2005	Koizumi	D9/456
D513,178 S *	12/2005	Bruun	D9/422
D620,352 S *	7/2010	Liipola	D9/432
D634,541 S *	3/2011	Gutierrez	D3/313

(Continued)

Primary Examiner — Thomas Johannes

Assistant Examiner — Catherine Posthauer

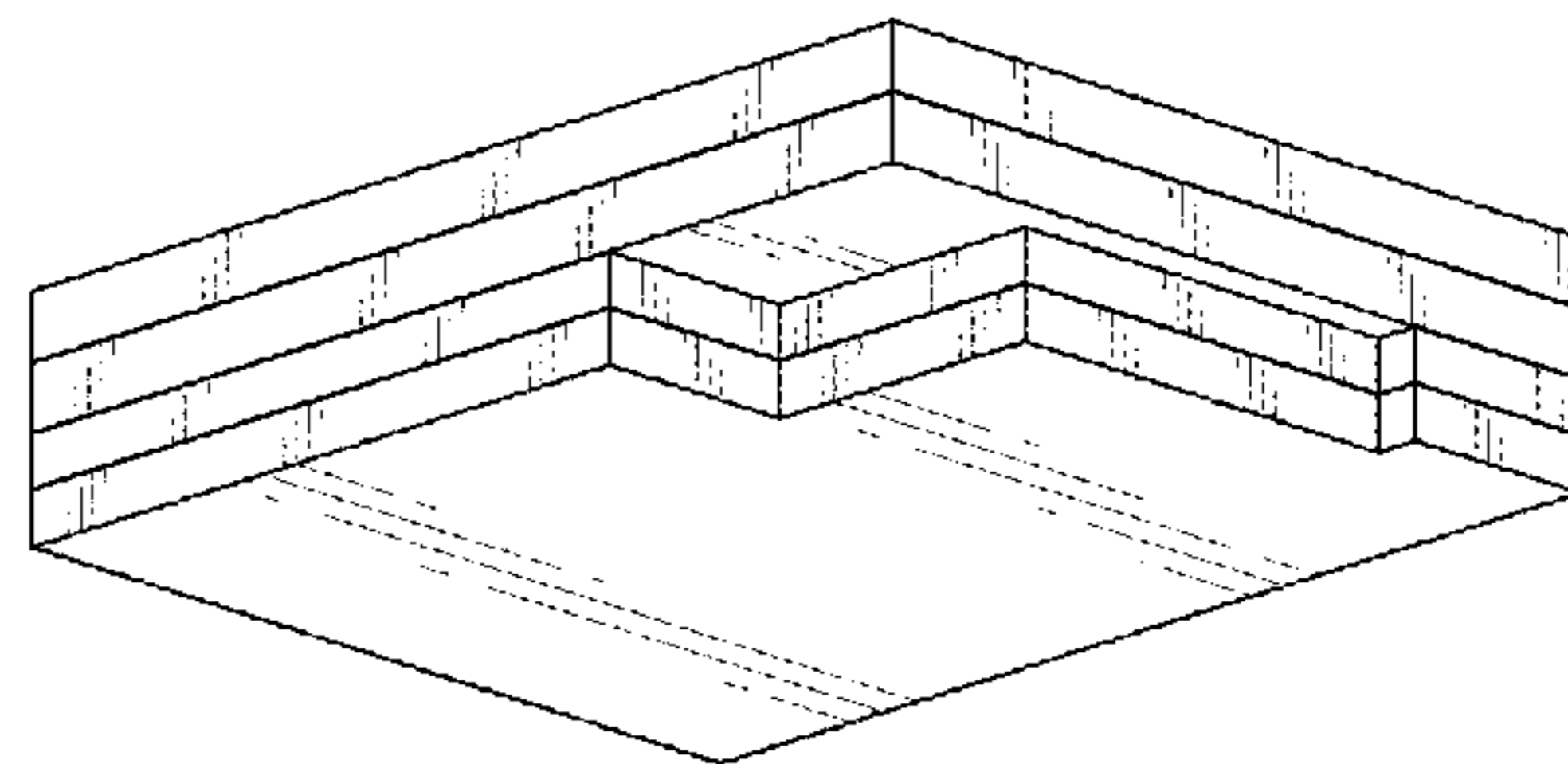
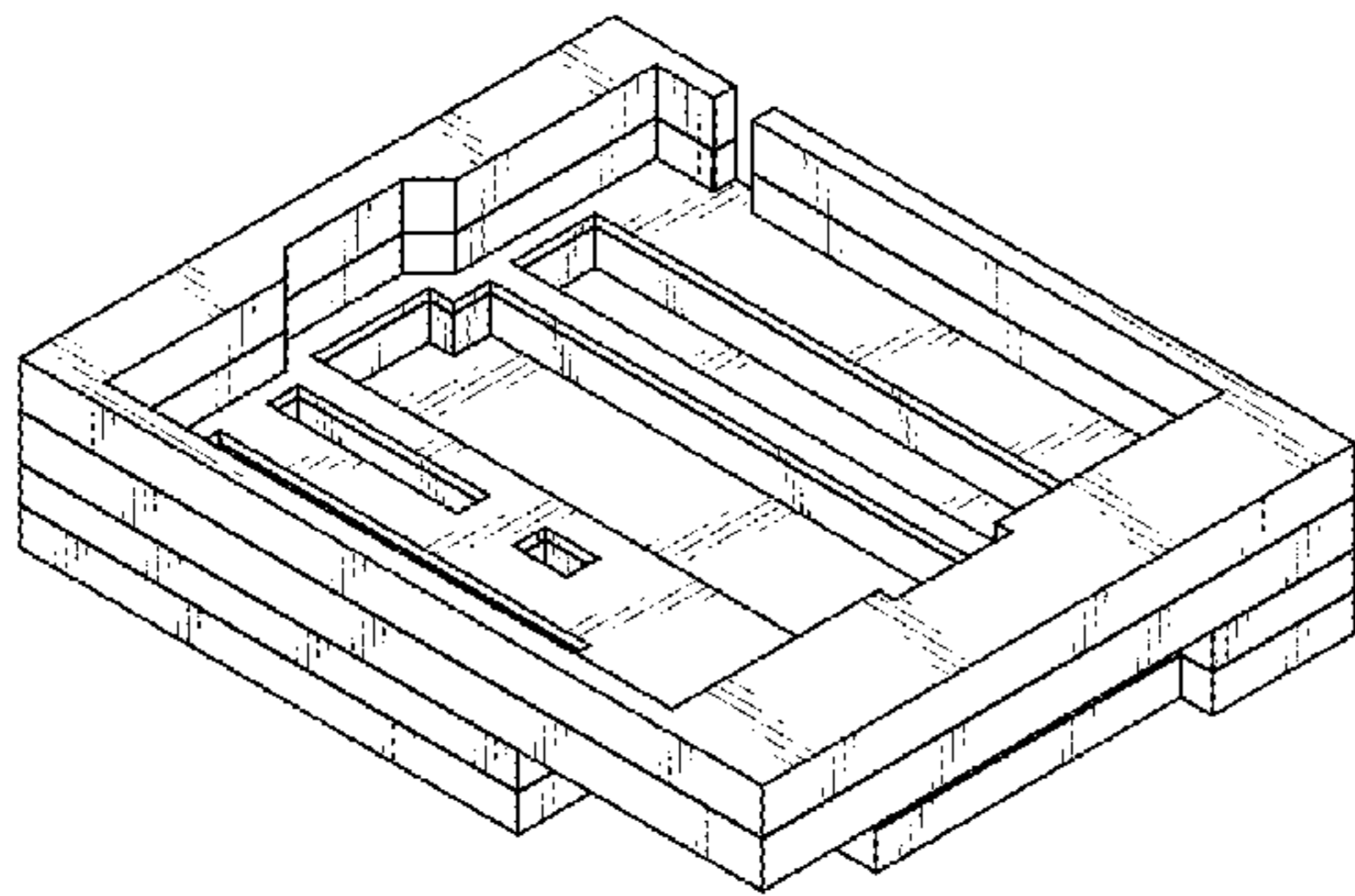
(57) **CLAIM**

The ornamental design for a cushion packaging material, as shown.

DESCRIPTION

FIG. 1 is a top perspective view of a cushion packaging material showing my new design;
FIG. 2 is a front elevational view thereof;
FIG. 3 is a rear elevational view thereof;
FIG. 4 is a left side elevational view thereof;
FIG. 5 is a right side elevational view thereof;
FIG. 6 is a top plan view thereof;
FIG. 7 is a bottom plan view thereof;
FIG. 8 is a top, front, right side perspective view thereof;
and,
FIG. 9 is a bottom, front, right side perspective view thereof.

1 Claim, 5 Drawing Sheets



(56)

References Cited

U.S. PATENT DOCUMENTS

D636,622 S * 4/2011 Quinter D6/595
D660,085 S * 5/2012 Boone D7/553.2
D674,709 S * 1/2013 Akana D9/432
D746,637 S * 1/2016 Mairinger D7/553.2
2004/0124112 A1* 7/2004 Kuhn B65D 85/30
206/521
2007/0295788 A1* 12/2007 Hurtado B65D 71/72
229/120.14
2008/0142399 A1* 6/2008 Apps B65D 21/0224
206/509

2009/0140032 A1* 6/2009 Cai B65D 5/5021
229/120.18
2010/0140333 A1* 6/2010 McDonald B65D 5/22
229/117.01
2011/0155613 A1* 6/2011 Koenig B65D 21/0223
206/503
2011/0168599 A1* 7/2011 Koenig A45C 7/0045
206/509
2014/0166522 A1* 6/2014 Kuo B65D 85/30
206/454

* cited by examiner

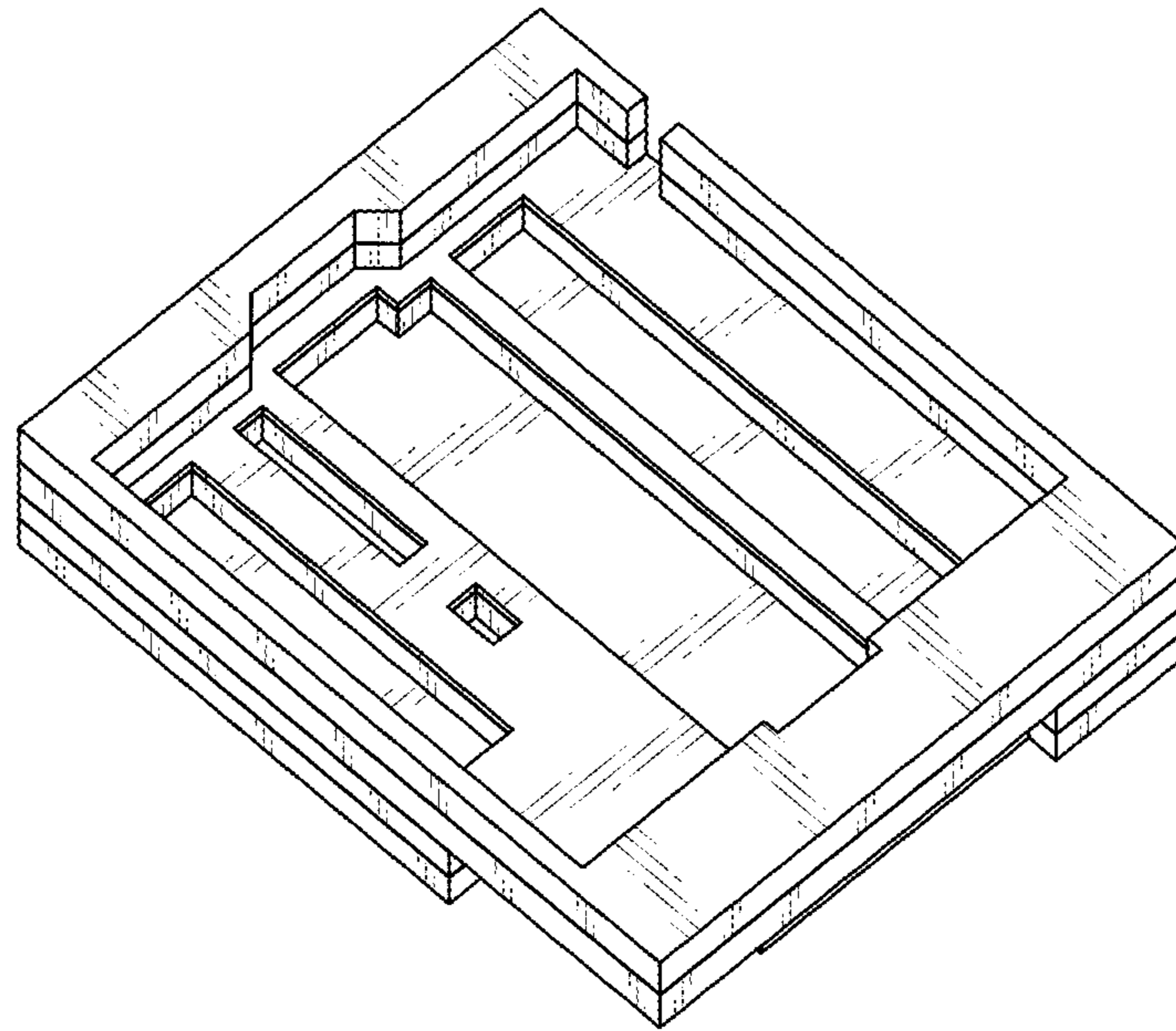


FIG. 1

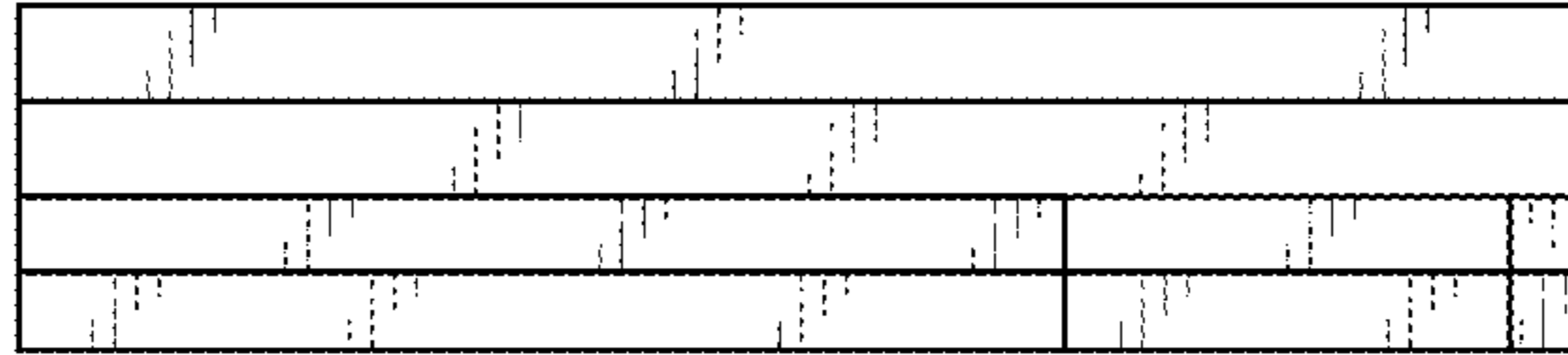


FIG. 2




FIG. 3




FIG. 4

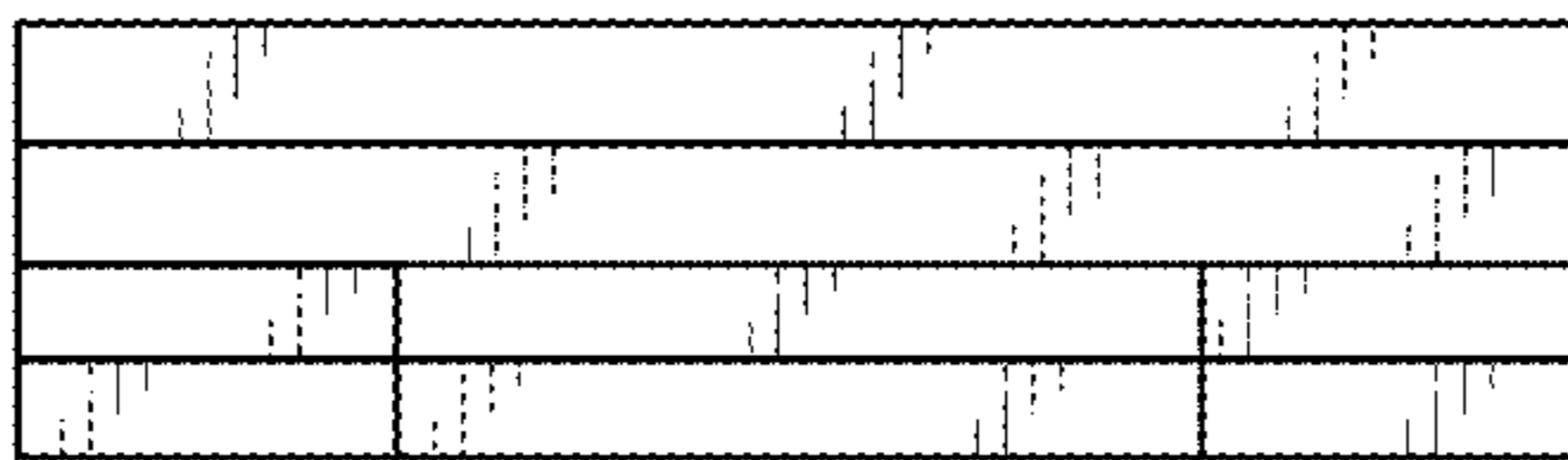


FIG. 5

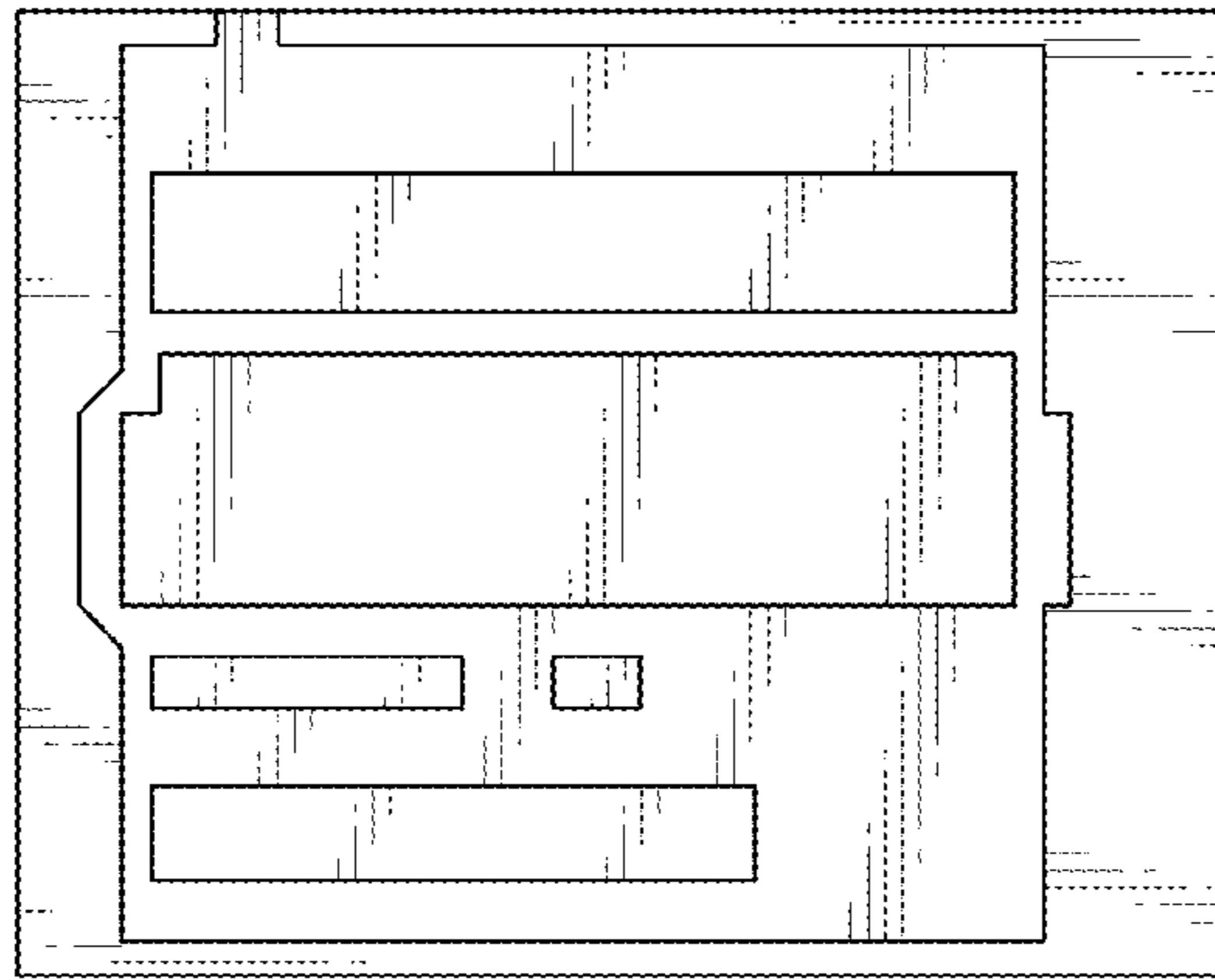


FIG. 6

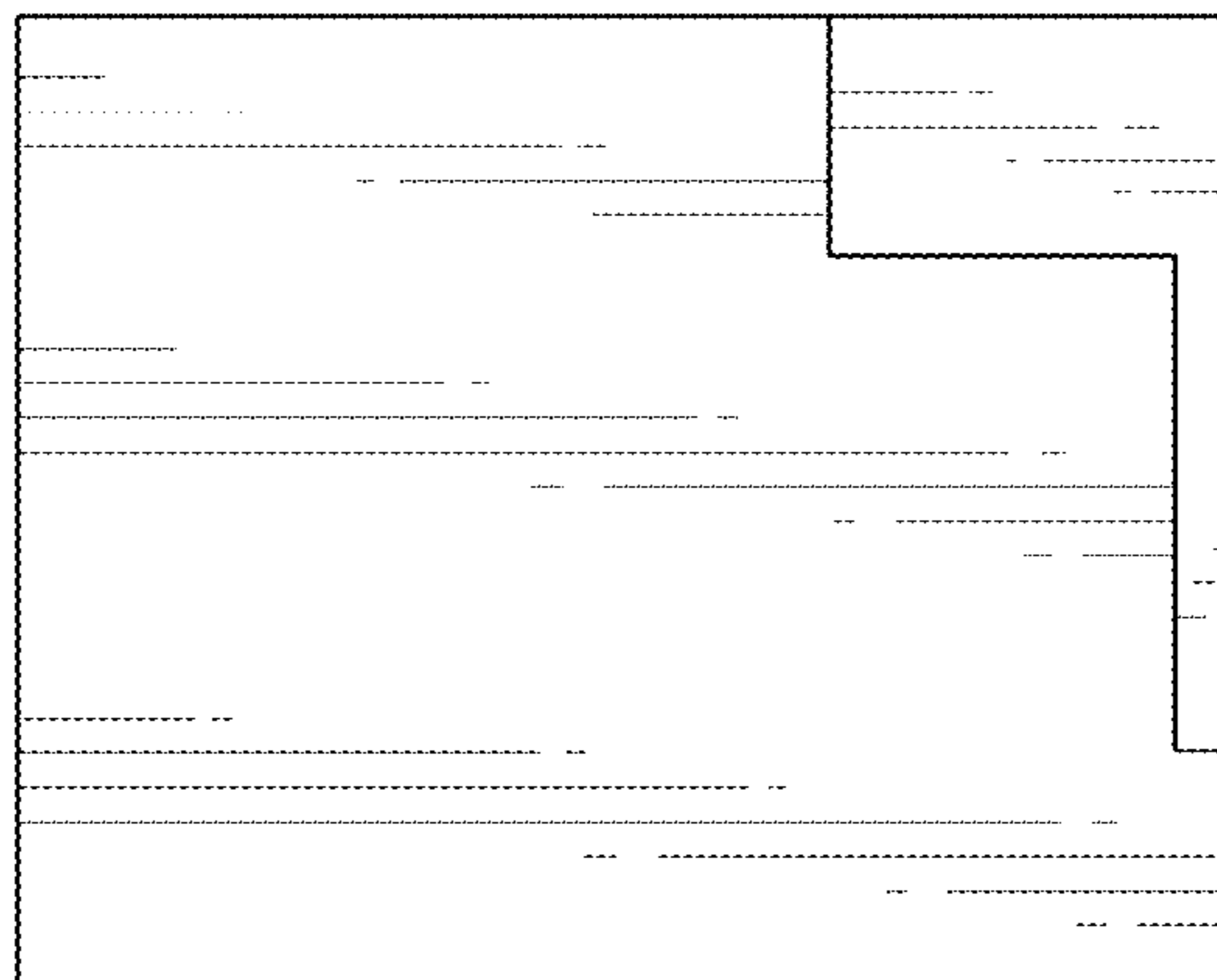


FIG. 7

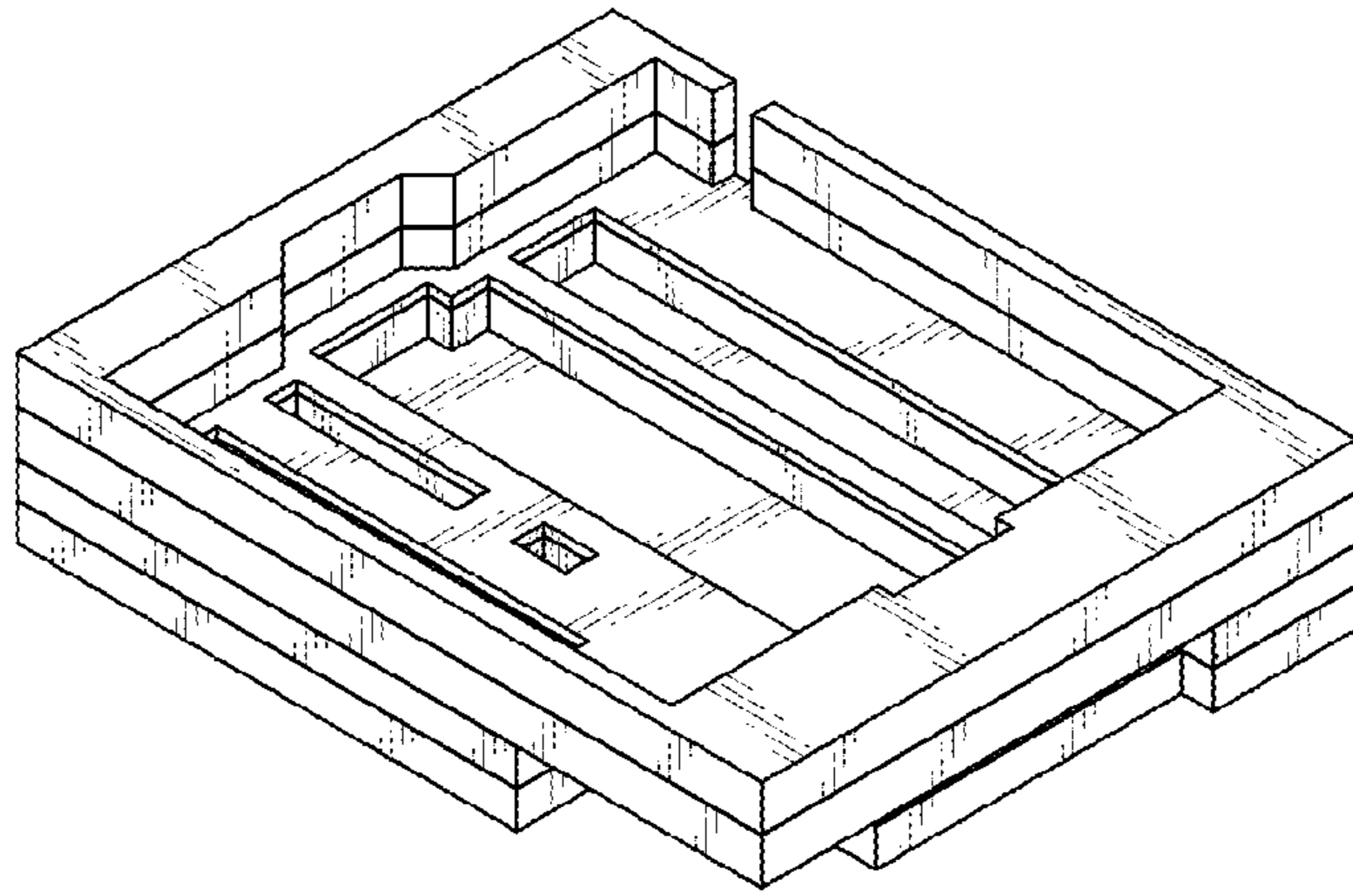


FIG. 8

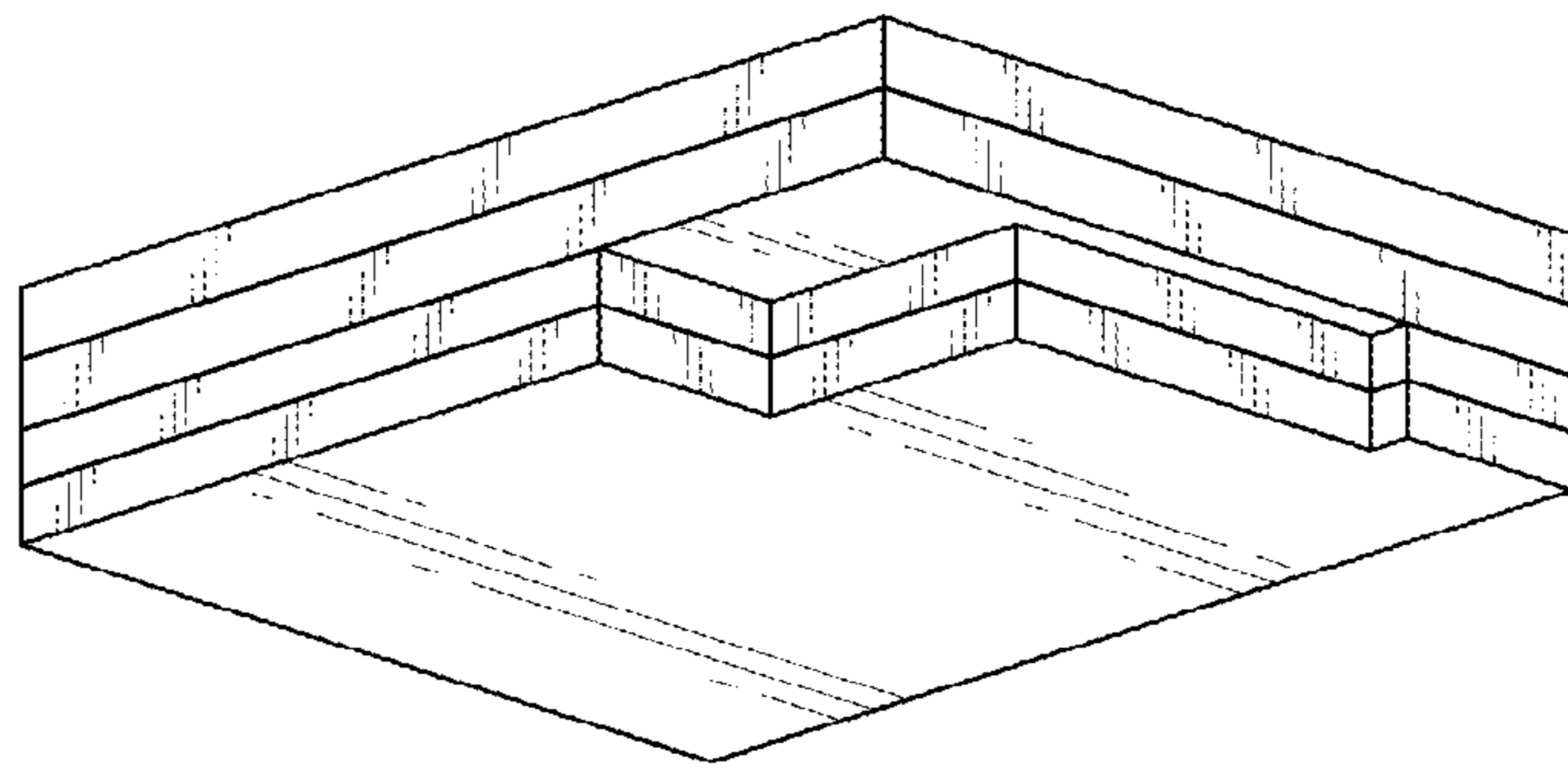


FIG. 9