

US00D764286S

(12) **United States Design Patent**  
**Dumville**

(10) **Patent No.:** **US D764,286 S**

(45) **Date of Patent:** **\*\* Aug. 23, 2016**

(54) **PACKAGE**

(71) Applicant: **PHILIP MORRIS BRANDS S.A.R.L.**,  
Neuchâtel (CH)

(72) Inventor: **Anthony Charles Dumville**, Lausanne  
(CH)

(73) Assignee: **PHILIP MORRIS BRANDS S.A.R.L.**  
(CH)

(\*\*) Term: **14 Years**

(21) Appl. No.: **29/512,179**

(22) Filed: **Dec. 17, 2014**

(30) **Foreign Application Priority Data**

Jun. 25, 2014 (EM) ..... 002490581-0001

(51) **LOC (10) Cl.** ..... **09-03**

(52) **U.S. Cl.**  
USPC ..... **D9/432**

(58) **Field of Classification Search**

USPC ..... D9/414-415, 417, 418, 420-427,  
D9/430-434, 634, 721, 783-744, 751, 756,  
D9/759, 760; D3/272, 273, 302, 304-309,  
D3/315; D7/601, 602, 609, 619.1, 630  
CPC ..... B65D 5/00-5/02; B65D 5/0209-5/0272;  
B65D 5/029; B65D 5/40; B65D 5/72; B65D  
5/727

See application file for complete search history.

(56) **References Cited**

**U.S. PATENT DOCUMENTS**

D383,063 S \* 9/1997 Koenig ..... D9/432  
D527,253 S \* 8/2006 Hamuro ..... D9/432

D656,396 S \* 3/2012 Palmieri ..... D9/434  
D661,200 S \* 6/2012 Subler ..... D9/434  
D675,094 S \* 1/2013 Gotur ..... D9/434  
D686,067 S \* 7/2013 Macaulay ..... D9/434  
D690,594 S \* 10/2013 Gotur ..... D9/432  
D701,759 S \* 4/2014 Abel ..... D9/434  
D705,056 S \* 5/2014 Gagliardo ..... D9/434  
D706,630 S \* 6/2014 Merchant ..... D9/434  
D712,736 S \* 9/2014 Hara ..... D9/432  
D718,125 S \* 11/2014 Chiang ..... D9/432  
D747,196 S \* 1/2016 Merchant ..... D9/434

\* cited by examiner

*Primary Examiner* — Vy Koenig

(74) *Attorney, Agent, or Firm* — Saidman DesignLaw  
Group, LLC

(57) **CLAIM**

The ornamental design for a package, as shown and  
described.

**DESCRIPTION**

FIG. 1 is a perspective view of a package showing my new  
design;

FIG. 2 is a from view thereof;

FIG. 3 is a rear view thereof;

FIG. 4 is a left side view thereof, the right side view being  
identical;

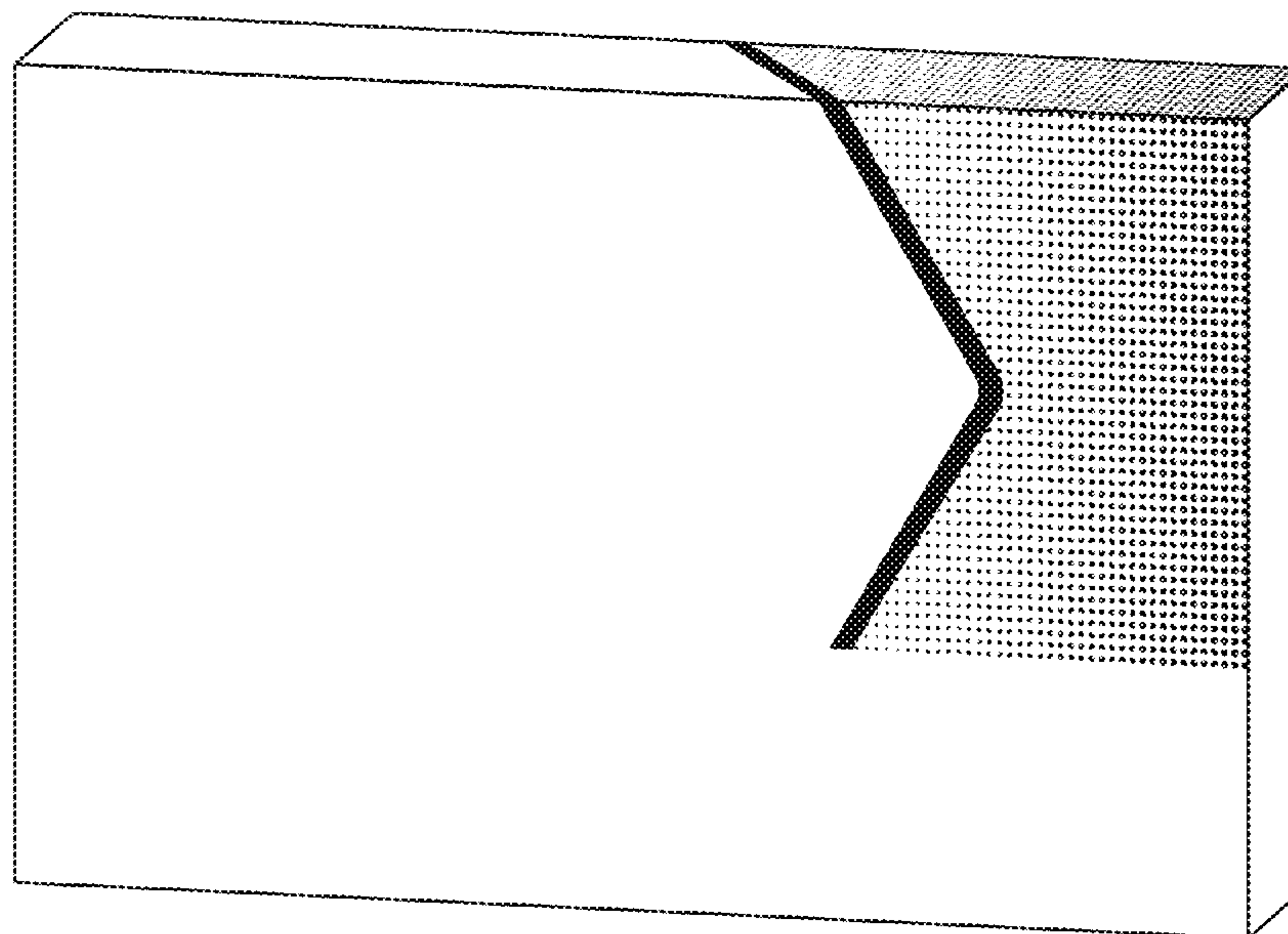
FIG. 5 is a top view thereof; and,

FIG. 6 is a bottom view thereof.

The solid black line shown in FIGS. 1, 2, and 5 does not  
represent a particular color but represents a contrast with  
respect to the rest of the claimed design.

The variation in size of the circular elements shown in FIGS.  
1, 2, and 5 is part of the claimed design.

**1 Claim, 4 Drawing Sheets**



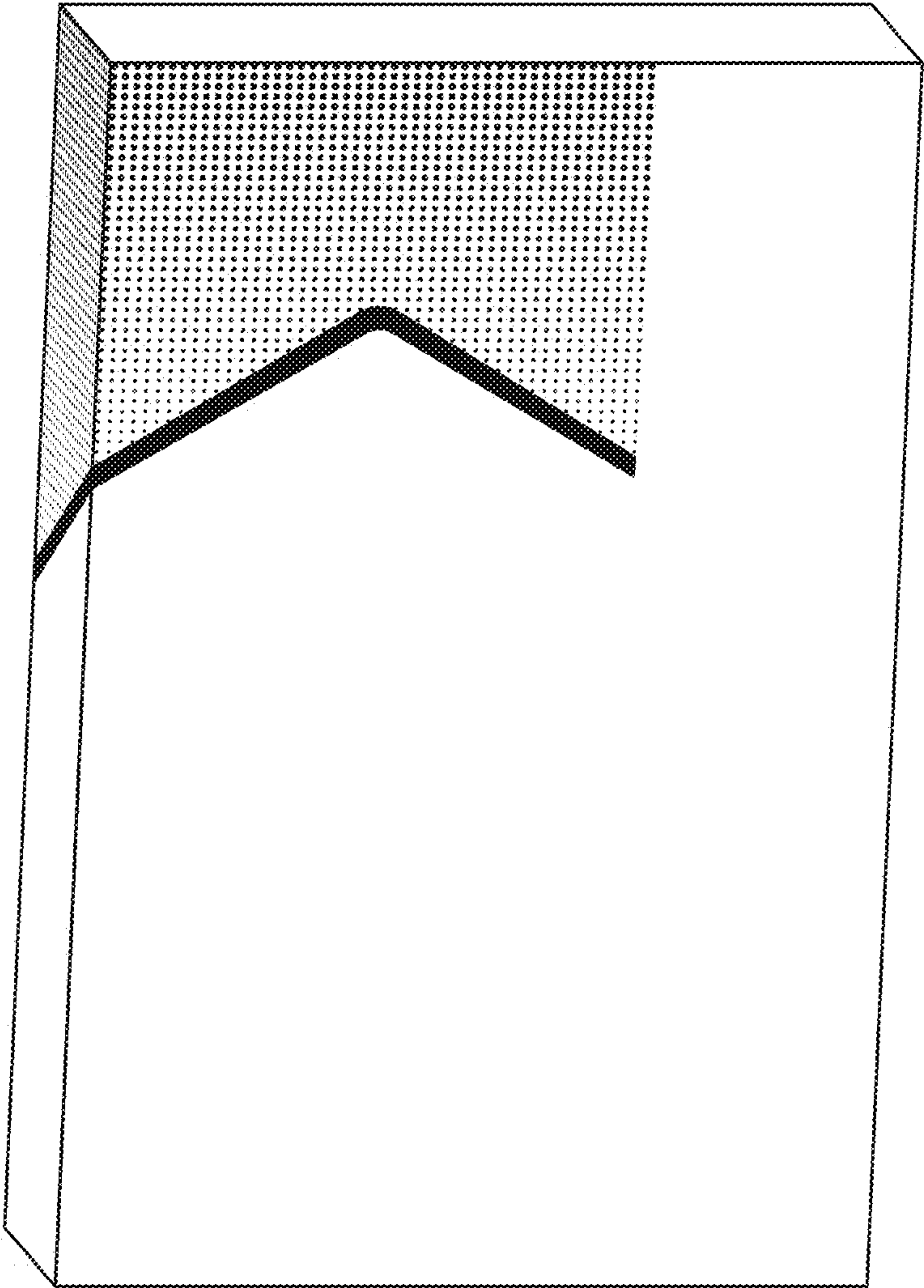


Fig. 1

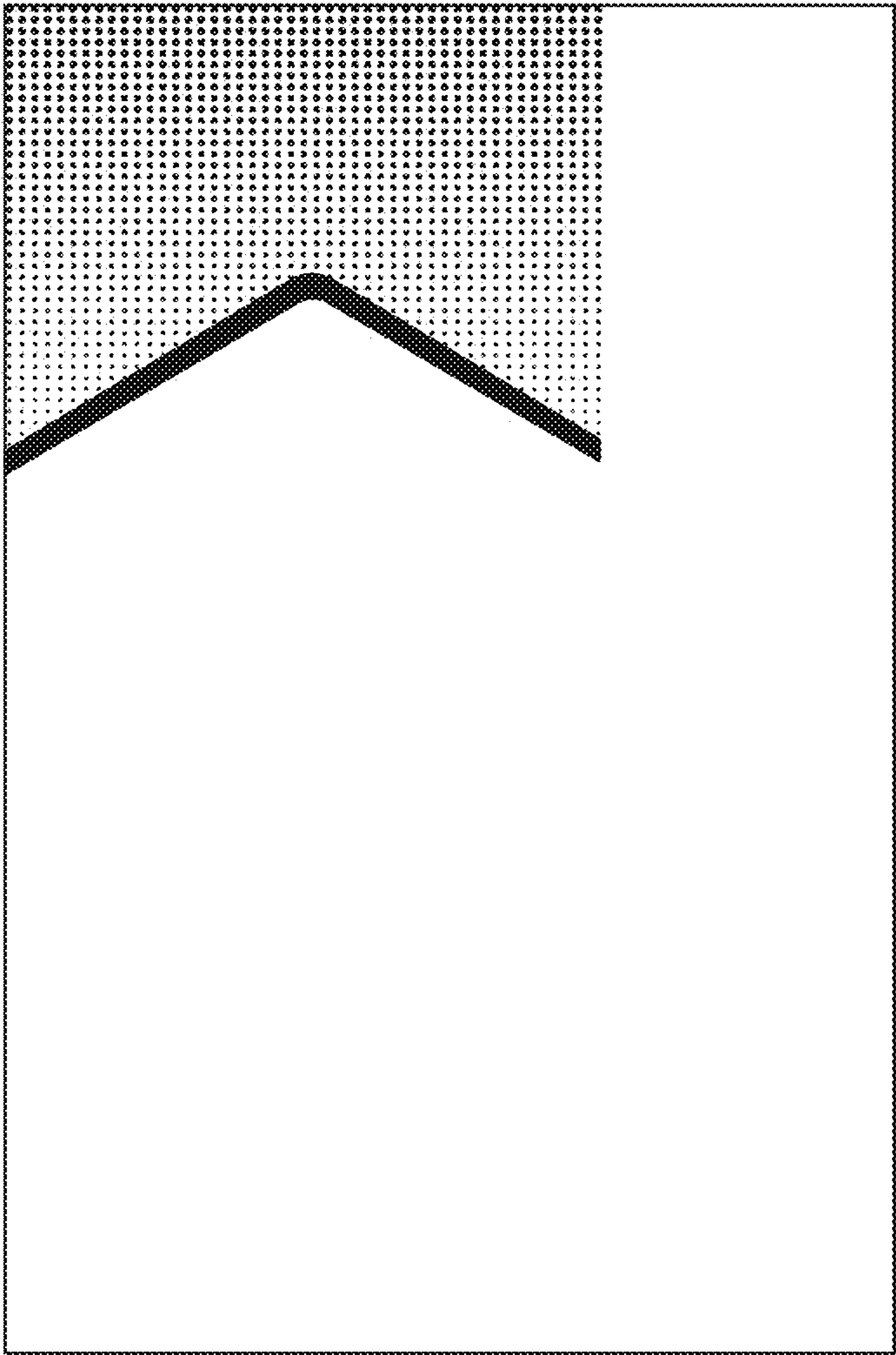


Fig. 2



Fig. 4




Fig. 3




Fig. 5




Fig. 6