



US00D764285S

(12) **United States Design Patent** (10) **Patent No.:** **US D764,285 S**
Akana et al. (45) **Date of Patent:** **** Aug. 23, 2016**

(54) **PACKAGING**

(71) Applicant: **Apple Inc.**, Cupertino, CA (US)
(72) Inventors: **Jody Akana**, San Francisco, CA (US);
Bartley K. Andre, Palo Alto, CA (US);
Shota Aoyagi, San Francisco, CA (US);
Anthony Michael Ashcroft, San Francisco, CA (US); **Jeremy Bataillou**, San Francisco, CA (US); **Daniel J. Coster**, San Francisco, CA (US);
Daniele De Iuliis, San Francisco, CA (US); **M. Evans Hankey**, San Francisco, CA (US); **Julian Hoenig**, San Francisco, CA (US); **Richard P. Howarth**, San Francisco, CA (US); **Jonathan P. Ive**, San Francisco, CA (US); **Duncan Robert Kerr**, San Francisco, CA (US); **Matthew Dean Rohrbach**, San Francisco, CA (US); **Peter Russell-Clarke**, San Francisco, CA (US); **Benjamin Andrew Shaffer**, San Jose, CA (US); **Mikael Silvanto**, San Francisco, CA (US); **Christopher J. Stringer**, Woodside, CA (US); **Eugene Antony Whang**, San Francisco, CA (US); **Rico Zörkendörfer**, San Francisco, CA (US)

(73) Assignee: **Apple Inc.**, Cupertino, CA (US)

(**) Term: **14 Years**

(21) Appl. No.: **29/500,912**

(22) Filed: **Aug. 29, 2014**

(51) **LOC (10) Cl.** **09-03**

(52) **U.S. Cl.**
USPC **D9/432**

(58) **Field of Classification Search**
USPC D9/430-434, 414, 420-424, 427, D9/707-708; D3/272, 273, 302, 304, 315; D7/601, 602, 612

CPC B65D 5/00; B65D 5/0209; B65D 5/029; B65D 5/40; B65D 5/72; B65D 5/727

See application file for complete search history.

(56) **References Cited**

U.S. PATENT DOCUMENTS

1,735,061	A *	11/1929	Shields	A47F 7/03 206/301
D303,765	S	10/1989	Kaplan	
D340,409	S *	10/1993	Hirsch	D9/418
D365,754	S *	1/1996	Plassier	D9/418
D369,295	S *	4/1996	Kobari	D9/423
D369,973	S *	5/1996	Dikowitz	D9/430
D389,639	S *	1/1998	Priebe	D3/203.8
D406,756	S *	3/1999	Garganese	D9/415
D417,391	S *	12/1999	Szczepanski	D9/423
D506,744	S	6/2005	Andre et al.	
D558,572	S	1/2008	Andre et al.	
D580,752	S	11/2008	Andre et al.	
D582,267	S	12/2008	Andre et al.	
D584,142	S	1/2009	Andre et al.	
D601,884	S	10/2009	Andre et al.	
D616,738	S	6/2010	Andre et al.	
D616,741	S	6/2010	Andre et al.	
D621,256	S	8/2010	Andre et al.	
D658,492	S	5/2012	Akana et al.	
D659,530	S	5/2012	Akana et al.	
D660,723	S	5/2012	Akana et al.	
D668,143	S	10/2012	Akana et al.	
D677,563	S	3/2013	Andre et al.	
D685,654	S	7/2013	Akana et al.	
D695,632	S	12/2013	Akana et al.	
D702,547	S	4/2014	Akana et al.	
D706,643	S	6/2014	Akana et al.	
D712,279	S	9/2014	Akana et al.	
D712,748	S	9/2014	Akana et al.	
D713,738	S	9/2014	Akana et al.	
D713,739	S	9/2014	Akana et al.	
D713,740	S	9/2014	Akana et al.	

FOREIGN PATENT DOCUMENTS

WO DM/031323 1/1995

OTHER PUBLICATIONS

Jewellers' Circular—Keystone, Jul. 31, 1990. Japanese Patent Office Document HB02021354.

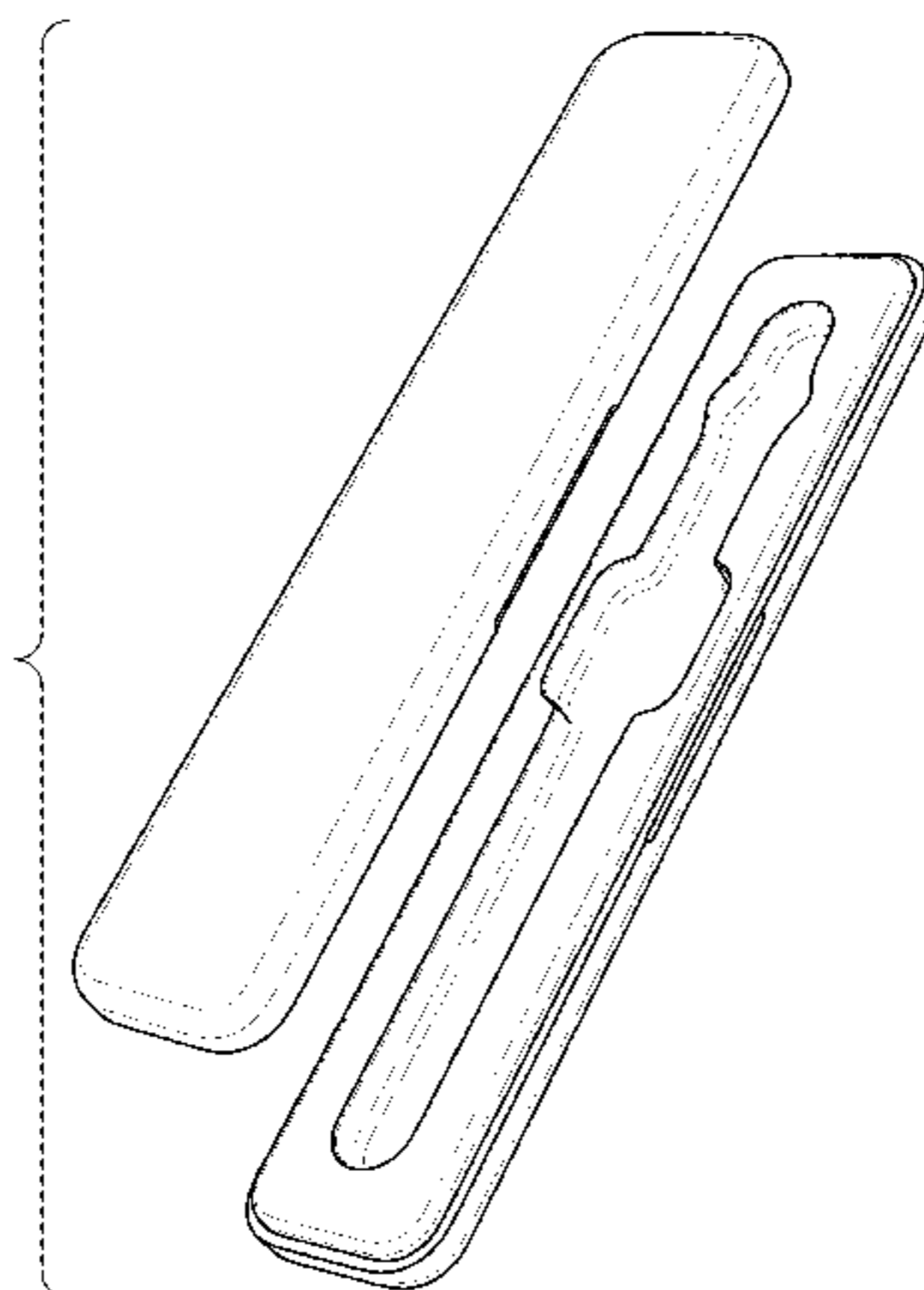
Make It Difference AIHAO 2006 Catalog, 54, AHP—C08. Japanese Patent Office Document HD18006207.

U.S. Appl. No. 29/500,899, filed Aug. 29, 2014.

* cited by examiner

Primary Examiner — Vy Koenig

(74) *Attorney, Agent, or Firm* — Sterne, Kessler, Goldstein & Fox P.L.L.C.



(57)

CLAIM

The ornamental design for packaging, as shown and described.

DESCRIPTION

FIG. 1 is a top front perspective view of packaging showing our new design;

FIG. 2 is a front view thereof;

FIG. 3 is a rear view thereof;

FIG. 4 is a left side view thereof;

FIG. 5 is a right side view thereof;

FIG. 6 is a top view thereof;

FIG. 7 is a bottom view thereof;

FIG. 8 is an exploded top front perspective view thereof, separating the upper portion of the packaging from the lower portion of the packaging;

FIG. 9 is a front view of the lower portion of the packaging of FIG. 8;

FIG. 10 is a rear view thereof;

FIG. 11 is a left side view thereof;

FIG. 12 is a right side view thereof;

FIG. 13 is a top view thereof;

FIG. 14 is a bottom view thereof;

FIG. 15 is a top view thereof showing the packaging in an environment in which it may be used;

FIG. 16 is a front view of the upper portion of the packaging of FIG. 8;

FIG. 17 is a rear view thereof;

FIG. 18 is a left side view thereof;

FIG. 19 is a right side view thereof;

FIG. 20 is a top view thereof; and,

FIG. 21 is a bottom view thereof.

The broken lines in the Figures show environment that forms no part of the claimed design. The shade lines in the Figures show contour and not surface ornamentation.

1 Claim, 12 Drawing Sheets




FIG. 1




FIG. 2




FIG. 3

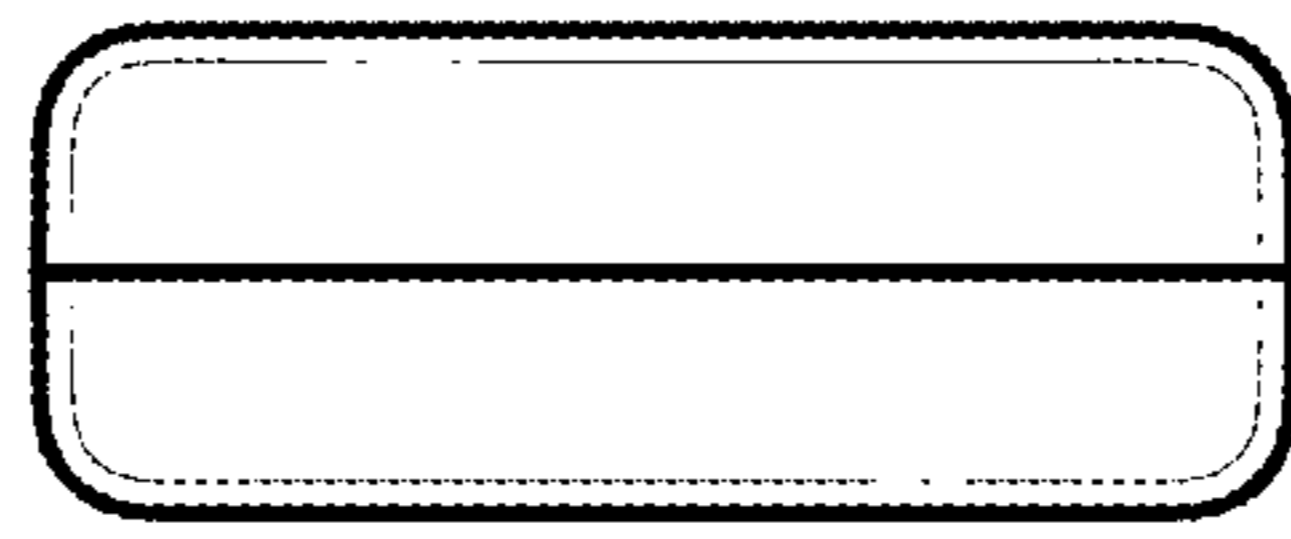


FIG. 4

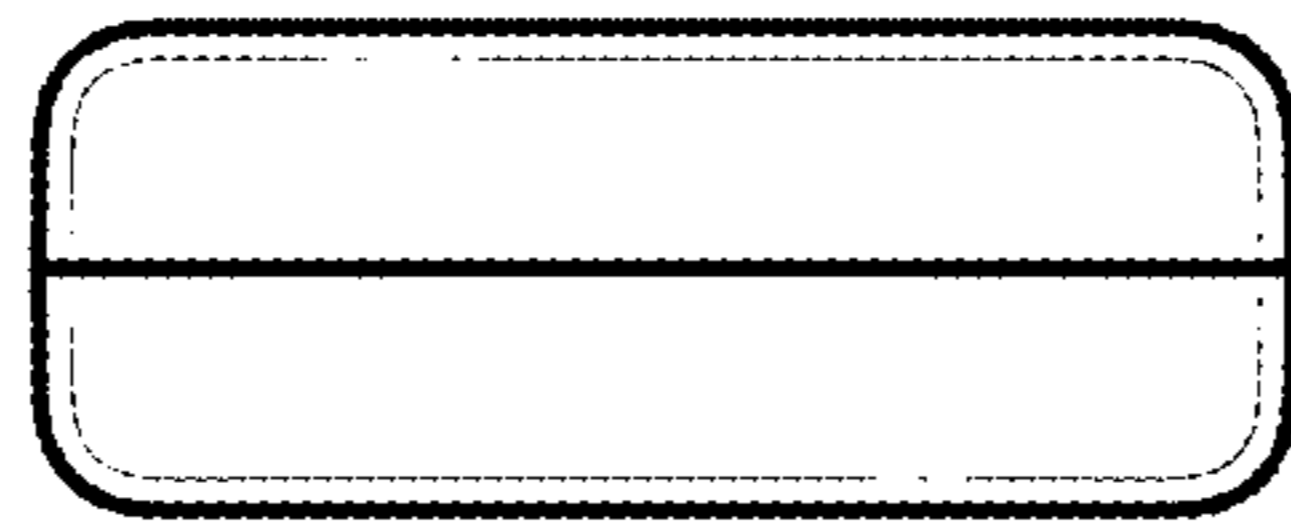


FIG. 5




FIG. 6




FIG. 7

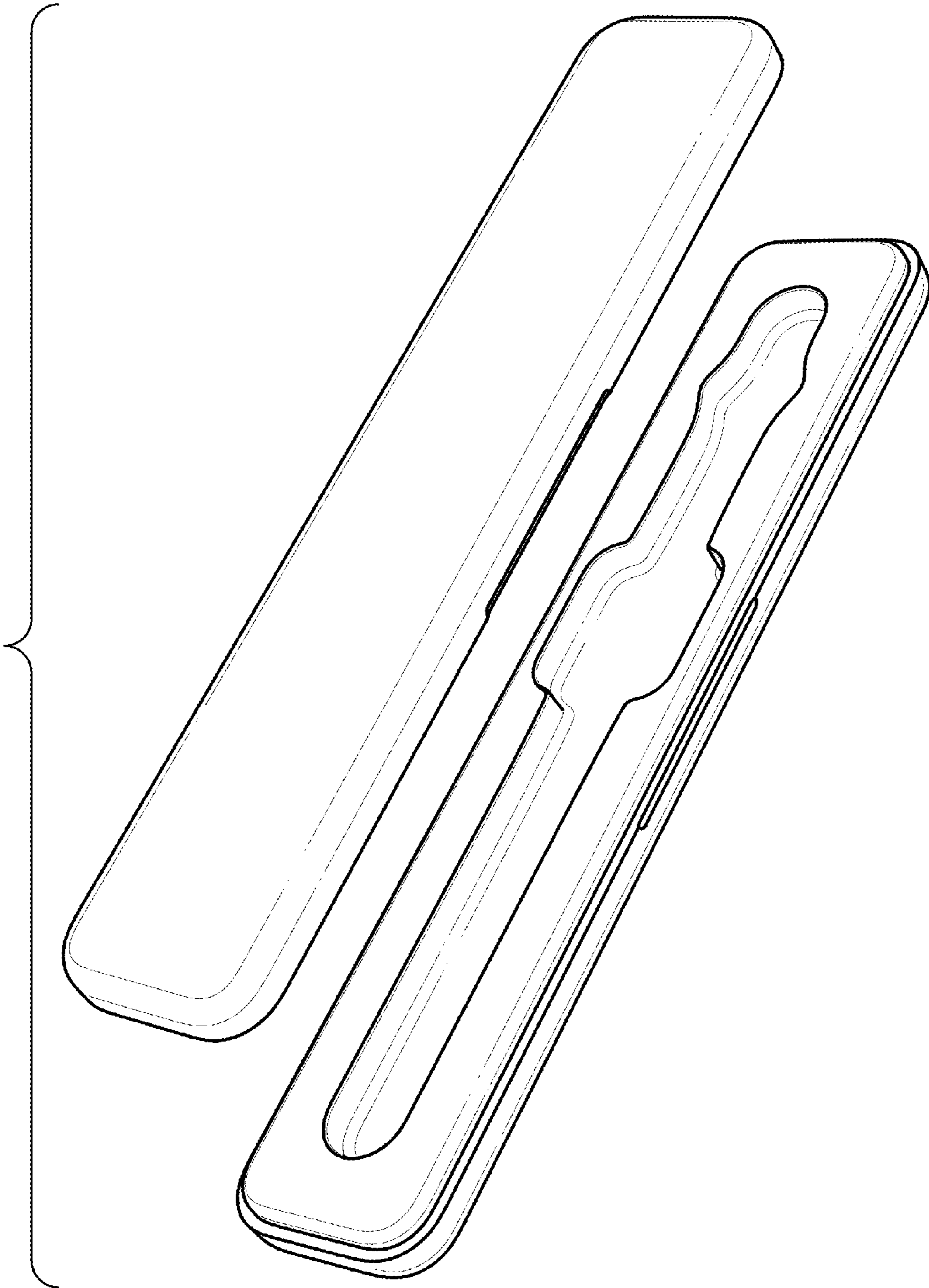


FIG. 8




FIG. 9

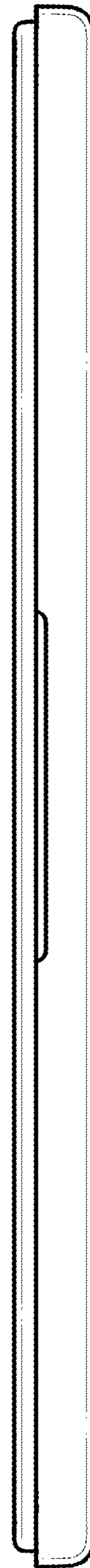


FIG. 10




FIG. 11




FIG. 12

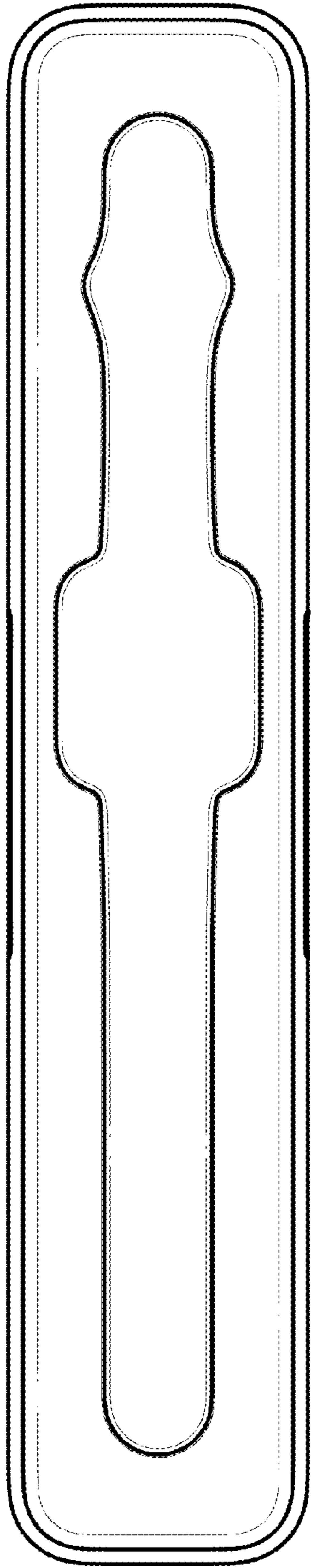


FIG. 13




FIG. 14

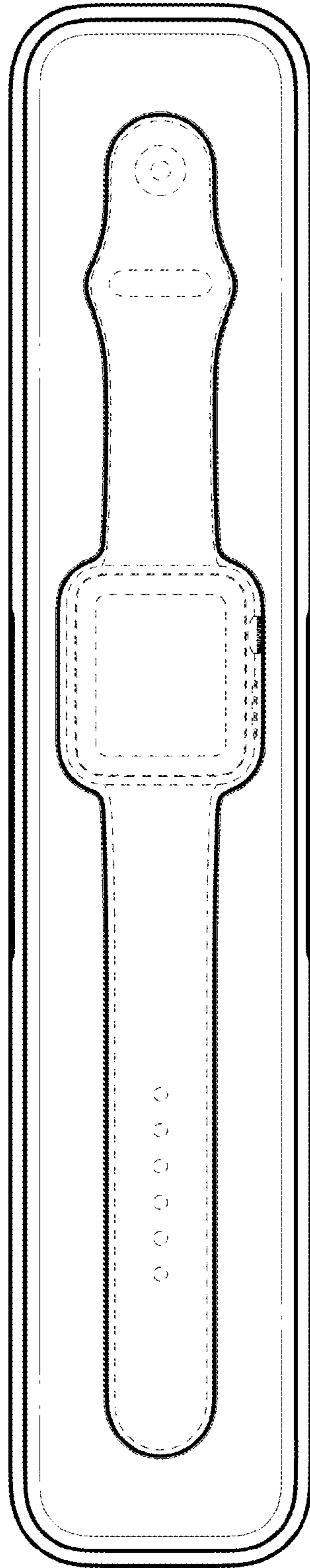


FIG. 15

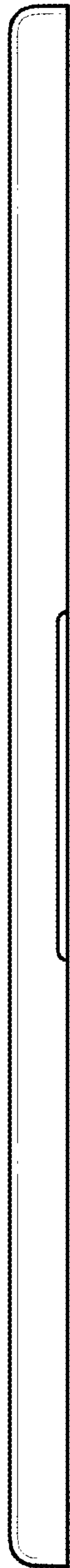


FIG. 16




FIG. 17



FIG. 18



FIG. 19




FIG. 20




FIG. 21