

US00D764269S

(12) **United States Design Patent**  
**Kim et al.**

(10) **Patent No.:** **US D764,269 S**

(45) **Date of Patent:** **\*\* Aug. 23, 2016**

(54) **DISPLAY PACKAGE**

(71) Applicant: **SHAKE-N-GO FASHION INC.**, Port Washington, NY (US)

(72) Inventors: **Hye Sun Kim**, Port Washington, NY (US); **James K. Kim**, Manhasset, NY (US); **Peter Ough**, Bayside, NY (US)

(73) Assignee: **SHAKE-N-GO FASHION, INC.**, Port Washington, NY (US)

(\*\*) Term: **14 Years**

(21) Appl. No.: **29/510,364**

(22) Filed: **Nov. 26, 2014**

(51) **LOC (10) Cl.** ..... **09-03**

(52) **U.S. Cl.**  
USPC ..... **D9/414**

(58) **Field of Classification Search**  
USPC ..... D9/414-419, 499, 443, 434; D20/11;  
D7/629, 622; D8/307; D23/225; 24/18;  
383/390, 396; 220/715  
CPC ..... B65D 23/106; A45F 5/1026; A47G  
23/0241; A47G 19/2272

See application file for complete search history.

(56) **References Cited**

**U.S. PATENT DOCUMENTS**

779,691	A *	1/1905	Comstock	.....	A45F 5/1026
					24/18
4,456,135	A *	6/1984	Beekes	.....	B65D 23/106
					215/396
4,666,197	A *	5/1987	Watson	.....	B65D 23/106
					215/396
4,667,359	A *	5/1987	Polotti	.....	A47G 23/0241
					215/390
4,896,913	A *	1/1990	Kennedy	.....	B65D 23/106

									215/390
D451,391	S *	12/2001	Bozlee	.....	D9/434				
D454,306	S *	3/2002	Sweeton	.....	D9/434				
D457,427	S *	5/2002	Diaz	.....	D7/629				
D496,584	S *	9/2004	Darr	.....	D8/307				
D510,522	S *	10/2005	Laveault	.....	D9/434				
D511,684	S *	11/2005	Guyot	.....	D9/443				
D626,409	S *	11/2010	Hooley	.....	D7/622				
D639,908	S *	6/2011	Davis	.....	D23/225				
D726,828	S *	4/2015	Spencer	.....	D20/11				
D746,679	S *	1/2016	Jasso Gomez	.....	D9/443				
2013/0062358	A1 *	3/2013	El-Saden	.....	A47G 19/2272				220/715

\* cited by examiner

*Primary Examiner* — Holly Baynham

*Assistant Examiner* — Rhea Shields

(74) *Attorney, Agent, or Firm* — Cowan, Liebowitz & Latman, P.C.; Mark Montague; Brian R. Volk

(57) **CLAIM**

The ornamental design for a display package, as shown and described.

**DESCRIPTION**

FIG. 1 is a rear perspective view of the display and packaging apparatus showing our new design, according to an embodiment;

FIG. 2 is a front perspective view thereof;

FIG. 3 is a front view thereof;

FIG. 4 is a right side view thereof, the left side view being a mirror image thereof;

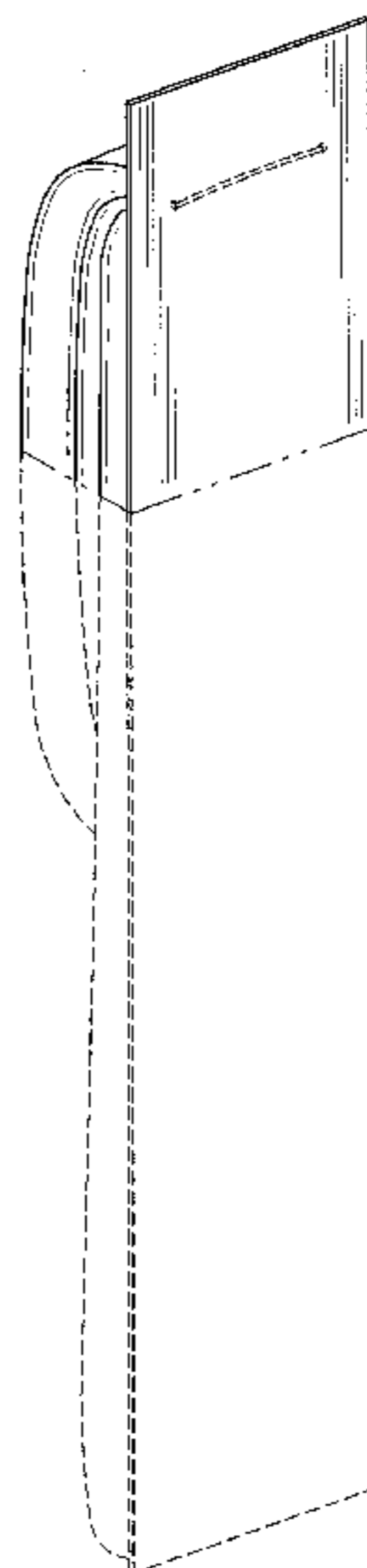
FIG. 5 is a rear view thereof;

FIG. 6 is a top view thereof; and,

FIG. 7 is a bottom view thereof.

In the drawings, the broken lines are for the purpose of illustrating environment only and form no part of the claimed design.

**1 Claim, 3 Drawing Sheets**



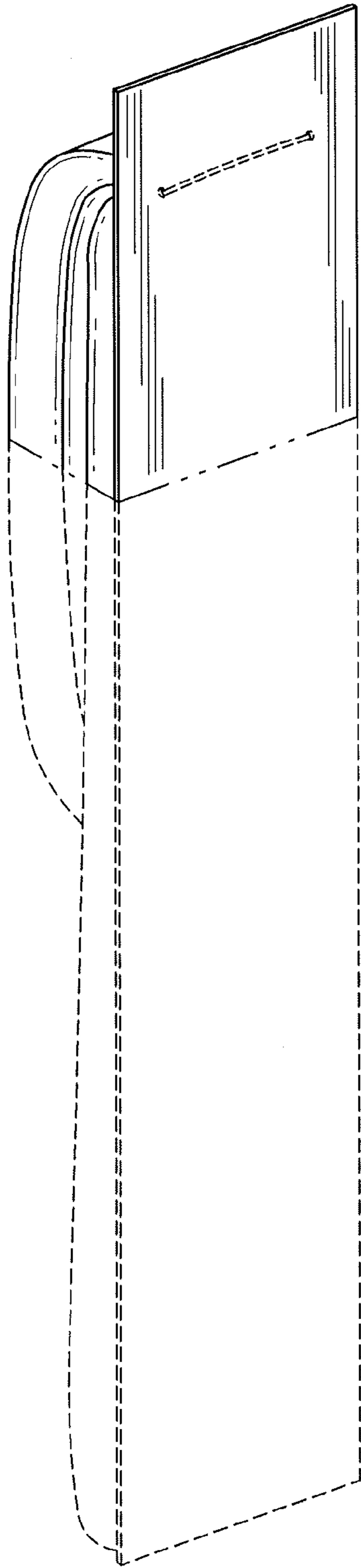


FIG. 1

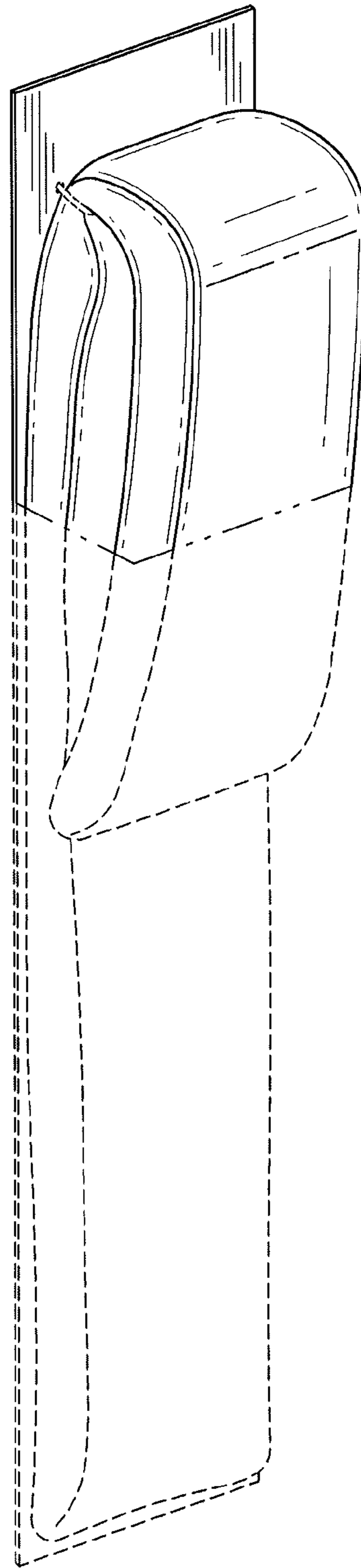


FIG. 2

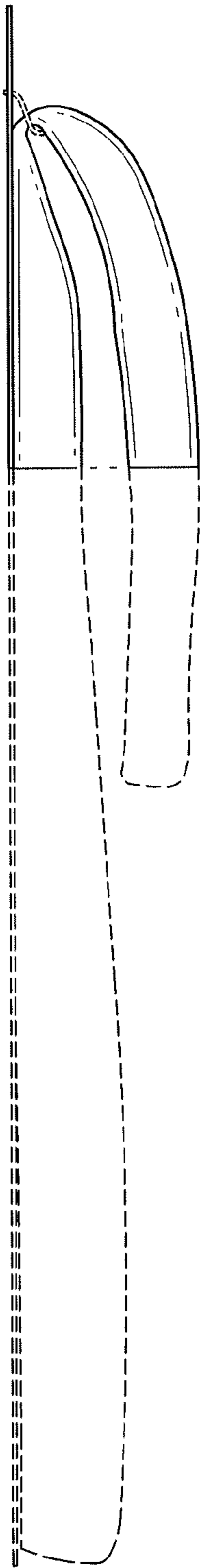


FIG. 4

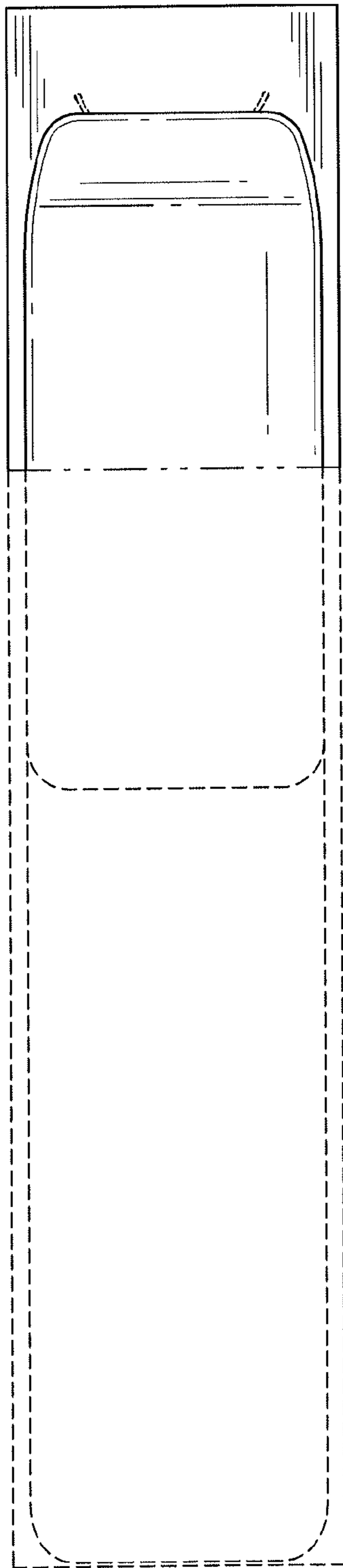


FIG. 3


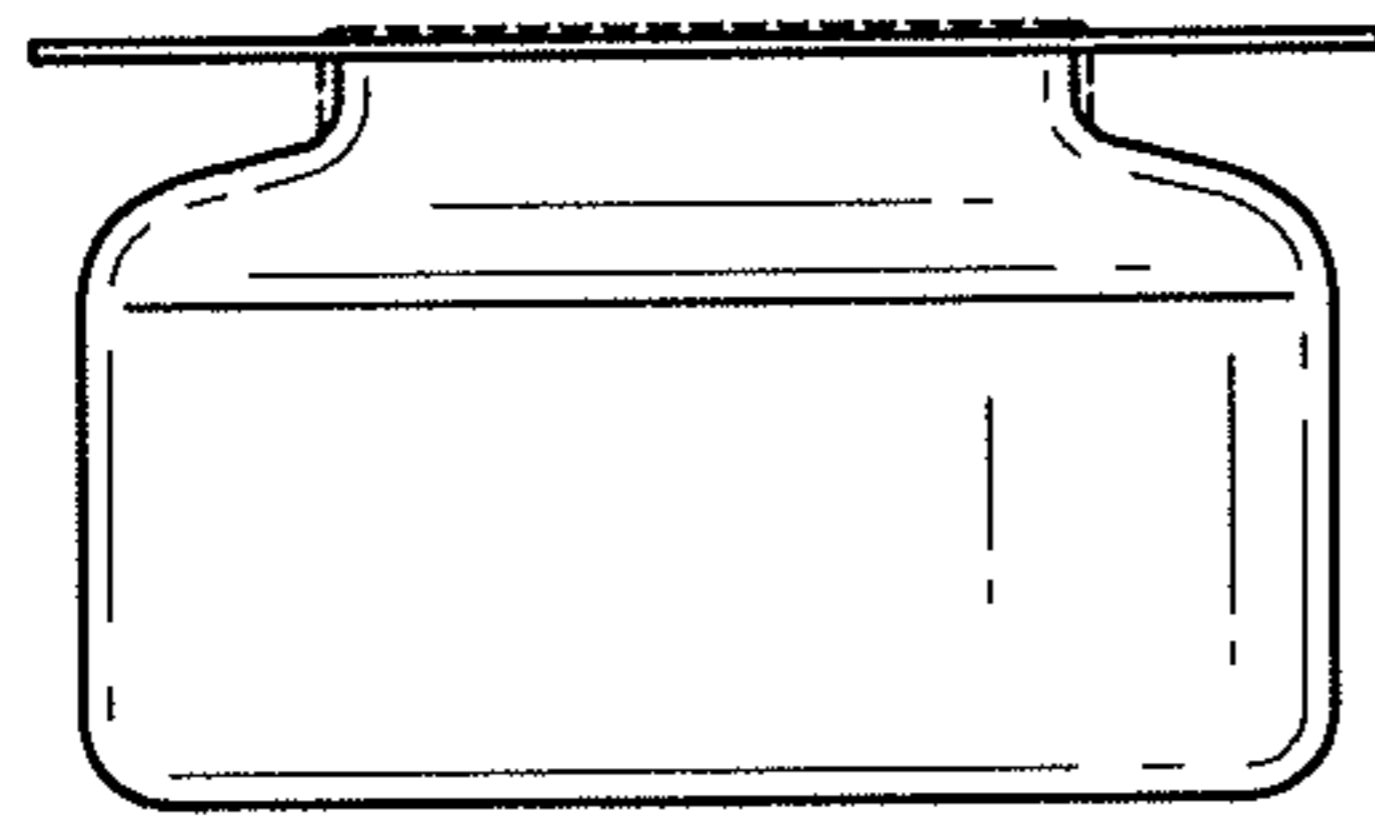



FIG. 5



*FIG. 6*



*FIG. 7*