



US00D764255S

(12) **United States Design Patent** (10) **Patent No.:** **US D764,255 S**  
**Gokcebay et al.** (45) **Date of Patent:** **\*\* Aug. 23, 2016**

- (54) **SURFACE MOUNT ELECTRONIC CAM LOCK**
- (71) Applicant: **Security People, Inc.**, Petaluma, CA (US)
- (72) Inventors: **Asil T. Gokcebay**, Petaluma, CA (US);  
**Julian Peck**, San Rafael, CA (US);  
**Kelly Kodama**, Walnut Creek, CA (US)
- (73) Assignee: **Security People, Inc.**, Petaluma, CA (US)
- (\*\*) Term: **15 Years**
- (21) Appl. No.: **29/533,518**
- (22) Filed: **Jul. 17, 2015**

**Related U.S. Application Data**

- (62) Division of application No. 29/469,265, filed on Oct. 8, 2013, now Pat. No. Des. 737,114.

- (51) **LOC (10) Cl.** ..... **08-07**
- (52) **U.S. Cl.**  
USPC ..... **D8/330**

- (58) **Field of Classification Search**  
USPC ..... D8/301, 302, 330, 331, 349, 400, 499;  
70/57, 57.1, 14, 20, 91, 92, 102, 141,  
70/237, 262, 263, 266, 278.1, 279.1, 416,  
70/465, 442, 443, 214, 78, 447; 340/5.6,  
340/5.61, 5.64, 5.73, 286.01, 542, 547,  
340/545.1, 545.7; 292/336.3, 257, 194,  
292/195, 198, 164, 165  
CPC ..... E05B 49/00; E05B 41/00; E05B 65/52;  
E05B 51/00; E06B 65/00; B65D 55/07  
See application file for complete search history.

- (56) **References Cited**  
U.S. PATENT DOCUMENTS

3,187,528 A 6/1965 Check  
4,148,092 A \* 4/1979 Martin ..... G07C 9/0069  
361/172

D263,279 S 3/1982 Stolarz  
4,899,562 A \* 2/1990 Gartner ..... G07C 9/0069  
70/277  
4,926,664 A \* 5/1990 Gartner ..... E05B 47/0012  
70/119  
5,020,345 A 6/1991 Gartner et al.  
D327,856 S \* 7/1992 Loew ..... D10/106.95  
D331,888 S \* 12/1992 Lade ..... D10/106.1  
D354,922 S \* 1/1995 Gartner ..... D10/106.95  
5,475,996 A 12/1995 Chen  
5,481,361 A \* 1/1996 Yumiki ..... G01B 11/002  
356/621  
5,894,277 A \* 4/1999 Keskin ..... E05B 47/00  
235/382  
6,058,746 A 5/2000 Mirshafiee et al.  
D426,833 S \* 6/2000 Vanelli ..... D14/387  
6,272,562 B1 \* 8/2001 Scott ..... G06F 21/32  
382/124  
D450,559 S \* 11/2001 Yu ..... D8/331  
7,221,272 B2 5/2007 Hosselet  
D580,739 S \* 11/2008 Pelletier ..... D8/330  
7,482,907 B2 \* 1/2009 Denison ..... B60R 25/102  
340/5.1  
D686,055 S 7/2013 Li

(Continued)

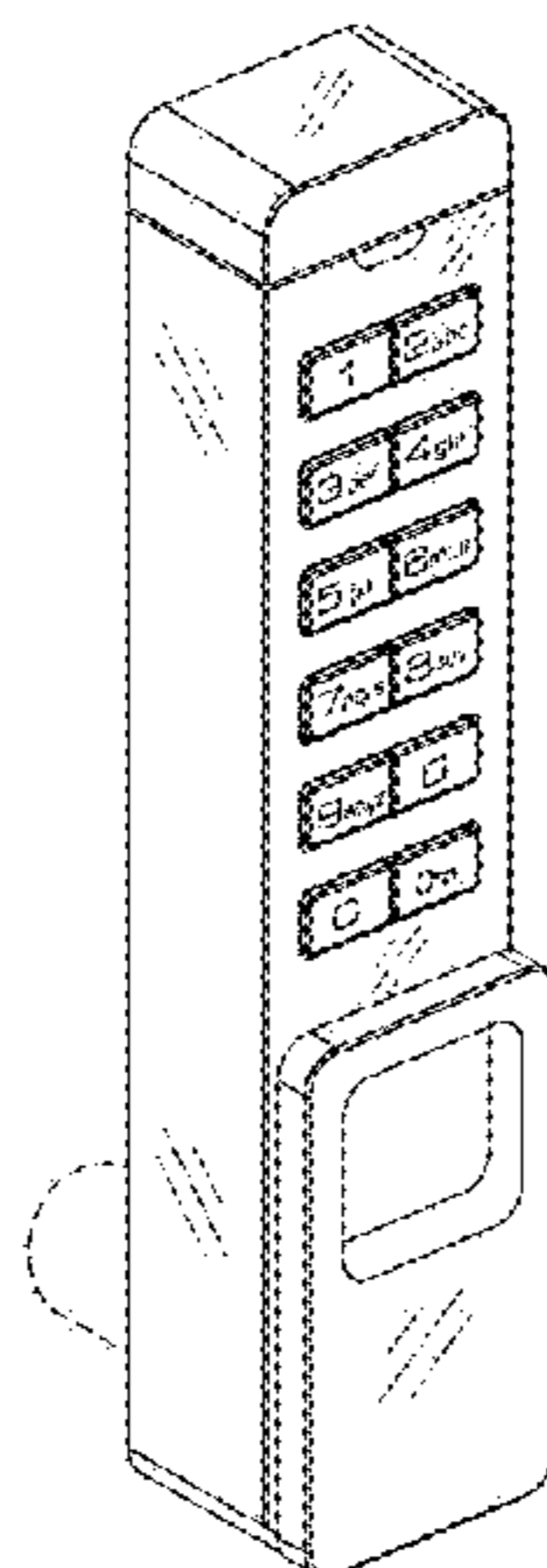
*Primary Examiner* — Prabhakar Deshmukh  
(74) *Attorney, Agent, or Firm* — Thomas M. Freiburger

- (57) **CLAIM**  
The ornamental design for a surface mount electronic cam lock, substantially as shown and described.

**DESCRIPTION**

FIG. 1 is a front left perspective view of a first embodiment of a surface mount electronic cam lock according to our new design;  
FIG. 2 is a top plan view thereof;  
FIG. 3 is a left side view thereof;  
FIG. 4 is a front elevation view thereof;  
FIG. 5 is a right side view thereof; and,  
FIG. 6 is a bottom plan view thereof.  
Features shown in dashed lines are not part of the claimed design, nor is the rear side.

**1 Claim, 1 Drawing Sheet**



(56)

**References Cited**

U.S. PATENT DOCUMENTS

D686,056 S 7/2013 Li  
8,490,443 B2 7/2013 Gokcebay

8,495,898 B2 7/2013 Gokcebay  
8,587,405 B2 11/2013 Denison et al.  
8,616,031 B2 12/2013 Ullrich et al.  
D698,222 S 1/2014 Guo

\* cited by examiner

FIG. 1

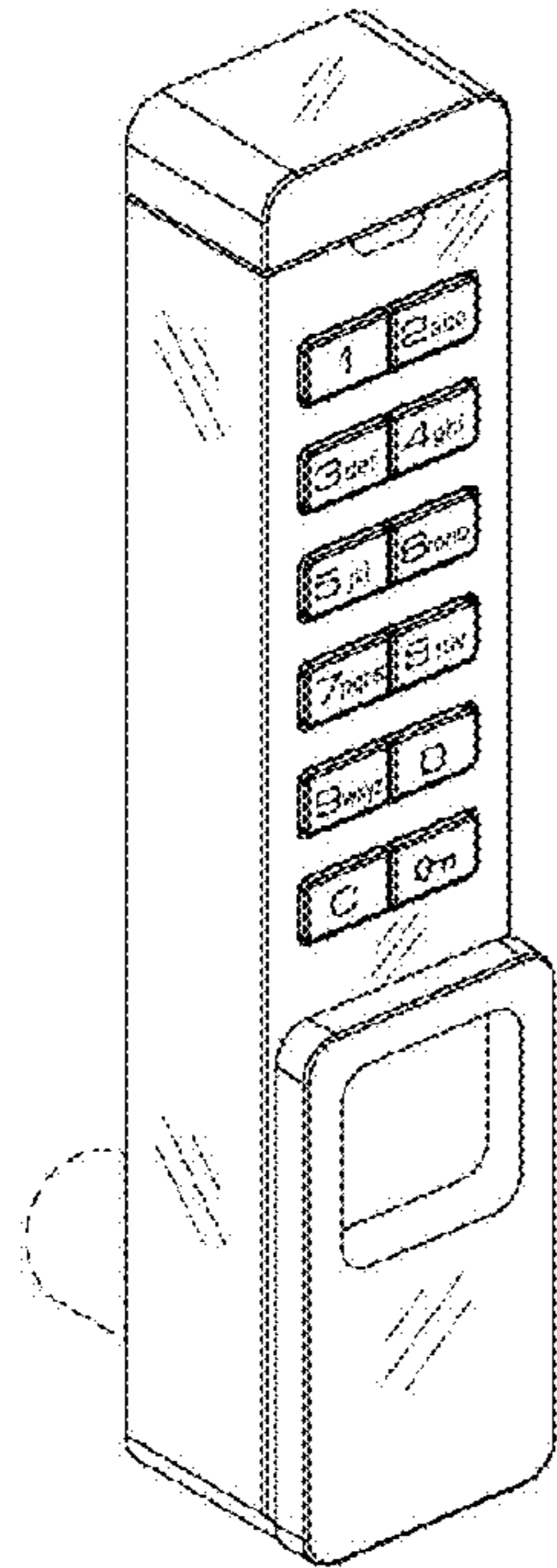


FIG. 2

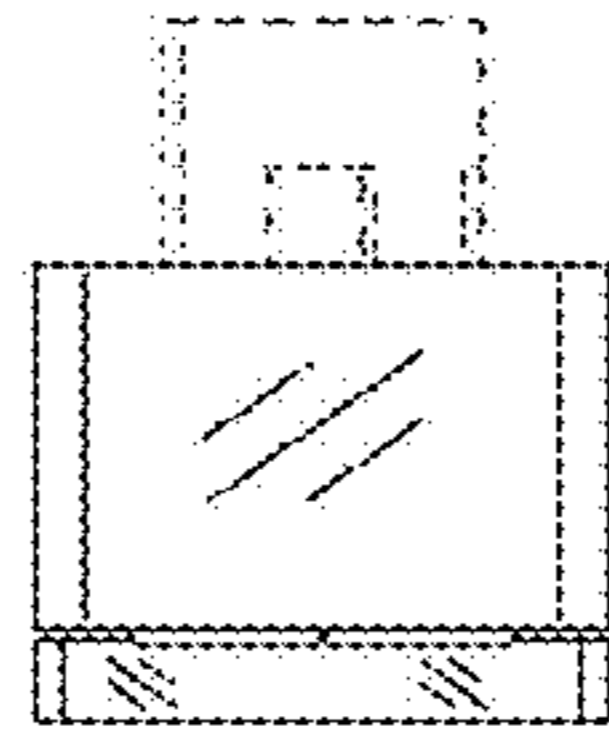


FIG. 3




FIG. 4

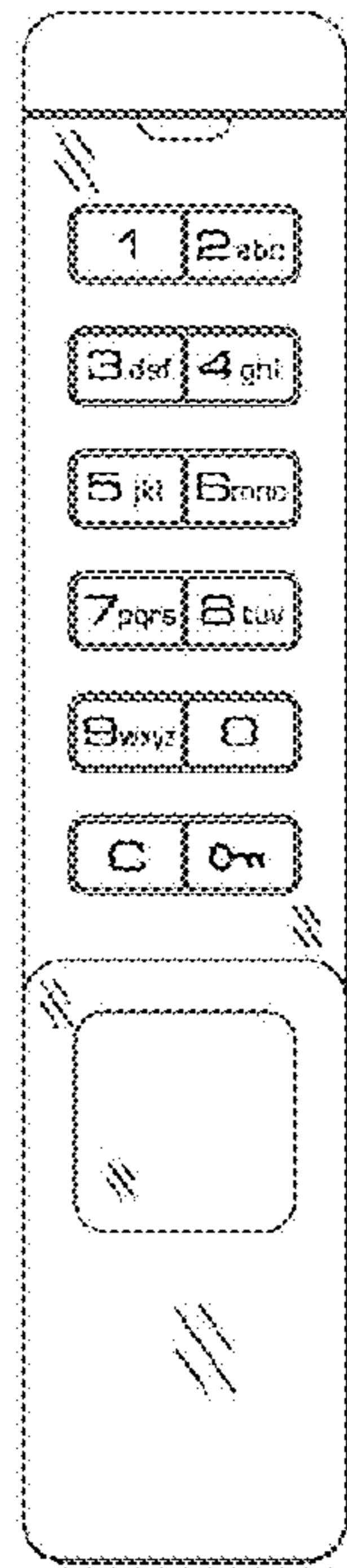


FIG. 5

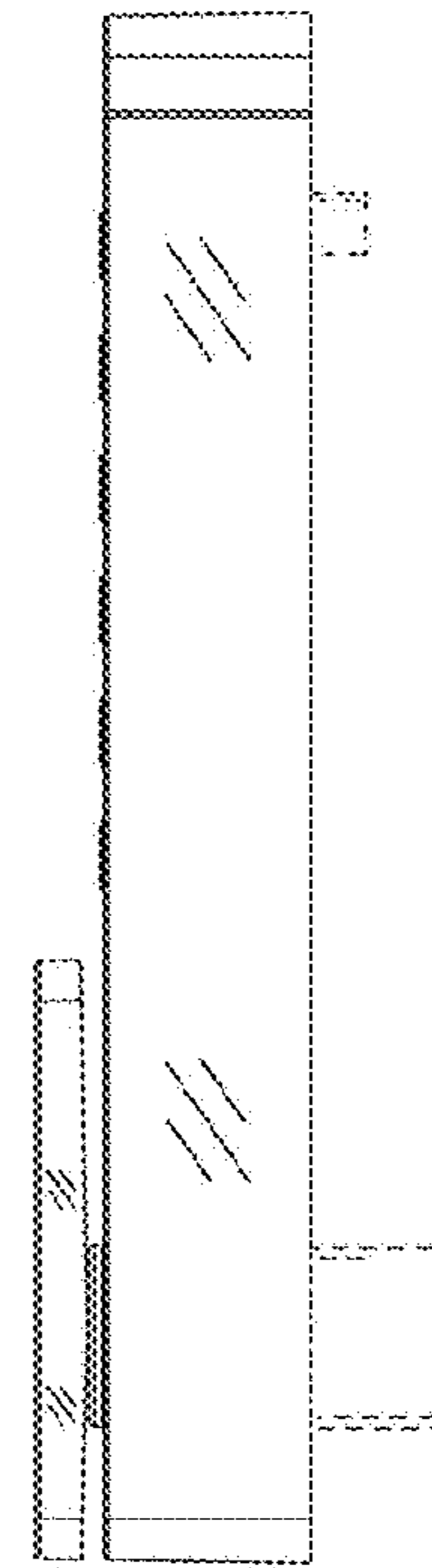


FIG. 6

