



US00D764235S

(12) **United States Design Patent**
Parker et al.

(10) **Patent No.:** **US D764,235 S**

(45) **Date of Patent:** **** Aug. 23, 2016**

(54) **TRAINER CUP**

- (71) Applicant: **Jackel International Limited**,
Northumberland (GB)
- (72) Inventors: **Richard Parker**, Newcastle Upon Tyne
(GB); **Peter Angus**, Newcastle Upon
Tyne (GB); **Matthew O'Brien**,
Newcastle Upon Tyne (GB); **James Roe**,
Glossop (GB); **Jason Roebuck**, Glossop
(GB)
- (73) Assignee: **Jackel International Limited**,
Cramlington Northumberland (GB)

(**) Term: **14 Years**

(21) Appl. No.: **29/516,580**

(22) Filed: **Feb. 4, 2015**

(30) **Foreign Application Priority Data**

Aug. 4, 2014 (EM) 001419139-0009
 Aug. 4, 2014 (EM) 001419139-0010

(51) **LOC (10) Cl.** **07-01**

(52) **U.S. Cl.**
USPC **D7/534; D7/533; D7/510**

(58) **Field of Classification Search**
 USPC D7/509–516, 523, 533, 534, 535, 326,
 D7/543, 548, 300, 312, 314, 316, 318, 319,
 D7/320, 598, 589, 396.2, 507, 300.2, 529;
 215/229; D24/197, 198, 199; 220/703,
 220/714, 710, 710.5, 212.5; D9/436, 440,
 D9/447
 CPC A47G 19/22; A47G 19/2266; A47G
 19/2272; A61J 9/00; A61J 9/06; A61J 9/08;
 A61J 9/085

See application file for complete search history.

(56) **References Cited**

U.S. PATENT DOCUMENTS

D476,849	S	*	7/2003	Randolph	D7/510
D515,867	S	*	2/2006	Randolph	D7/392.1
D520,809	S	*	5/2006	Randolph	D7/392.1
D642,435	S	*	8/2011	Schofield	D24/197
D642,865	S	*	8/2011	Schofield	D24/197
D642,866	S	*	8/2011	Schofield	D24/197
D679,948	S	*	4/2013	Meyer	D24/197
D683,185	S	*	5/2013	Thomas	D7/510
D684,426	S	*	6/2013	Bottomley	D7/510
D730,697	S	*	6/2015	Johnson	D7/510
D734,095	S	*	7/2015	Thomas	D24/197

* cited by examiner

Primary Examiner — Marianne Pandozzi

Assistant Examiner — Jae Liang

(74) *Attorney, Agent, or Firm* — Olson & Cepuritis, Ltd.

(57) **CLAIM**

The ornamental design for a trainer cup, as shown and described.

DESCRIPTION

FIG. 1 is a front perspective view of a trainer cup showing our new design;

FIG. 2 is a rear perspective view thereof;

FIG. 3 is a front elevational view thereof;

FIG. 4 is a rear elevational view thereof;

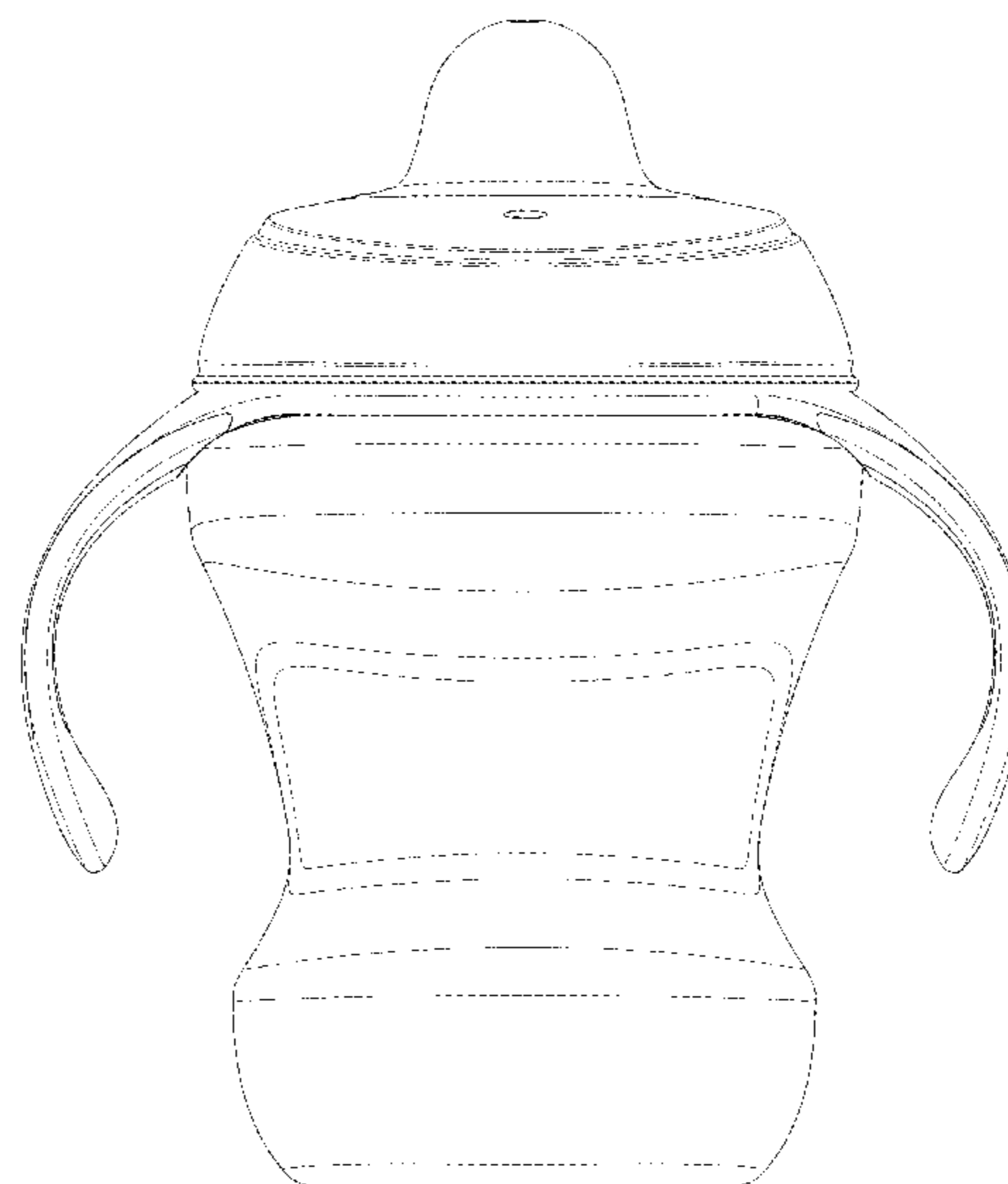
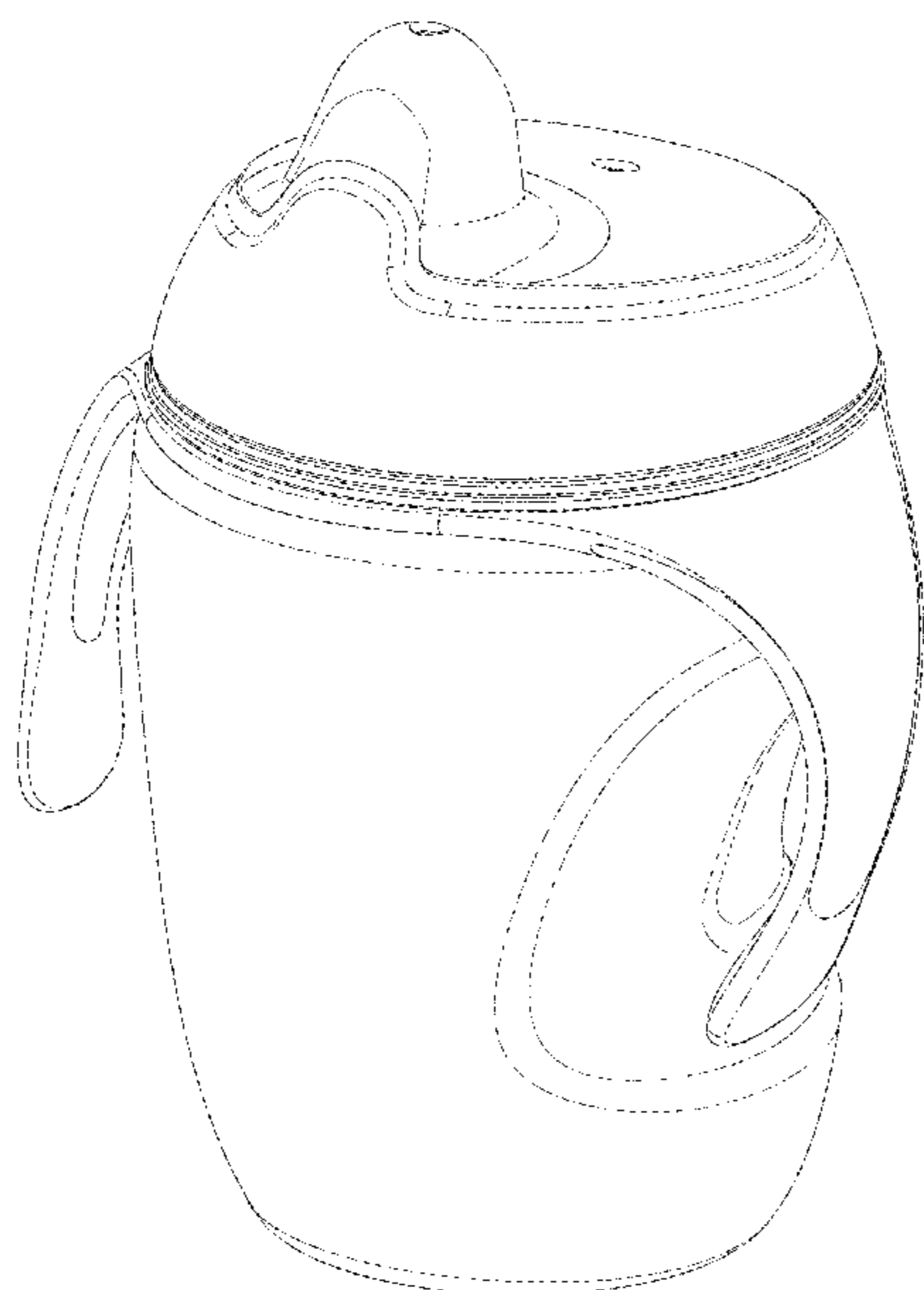
FIG. 5 is a right side elevational view thereof; the left side elevational view being a mirror image thereof;

FIG. 6 is a top plan view thereof; and,

FIG. 7 is a bottom plan view thereof.

The broken lines in the drawing depict portions of the trainer cup that form no part of the claimed design.

1 Claim, 7 Drawing Sheets



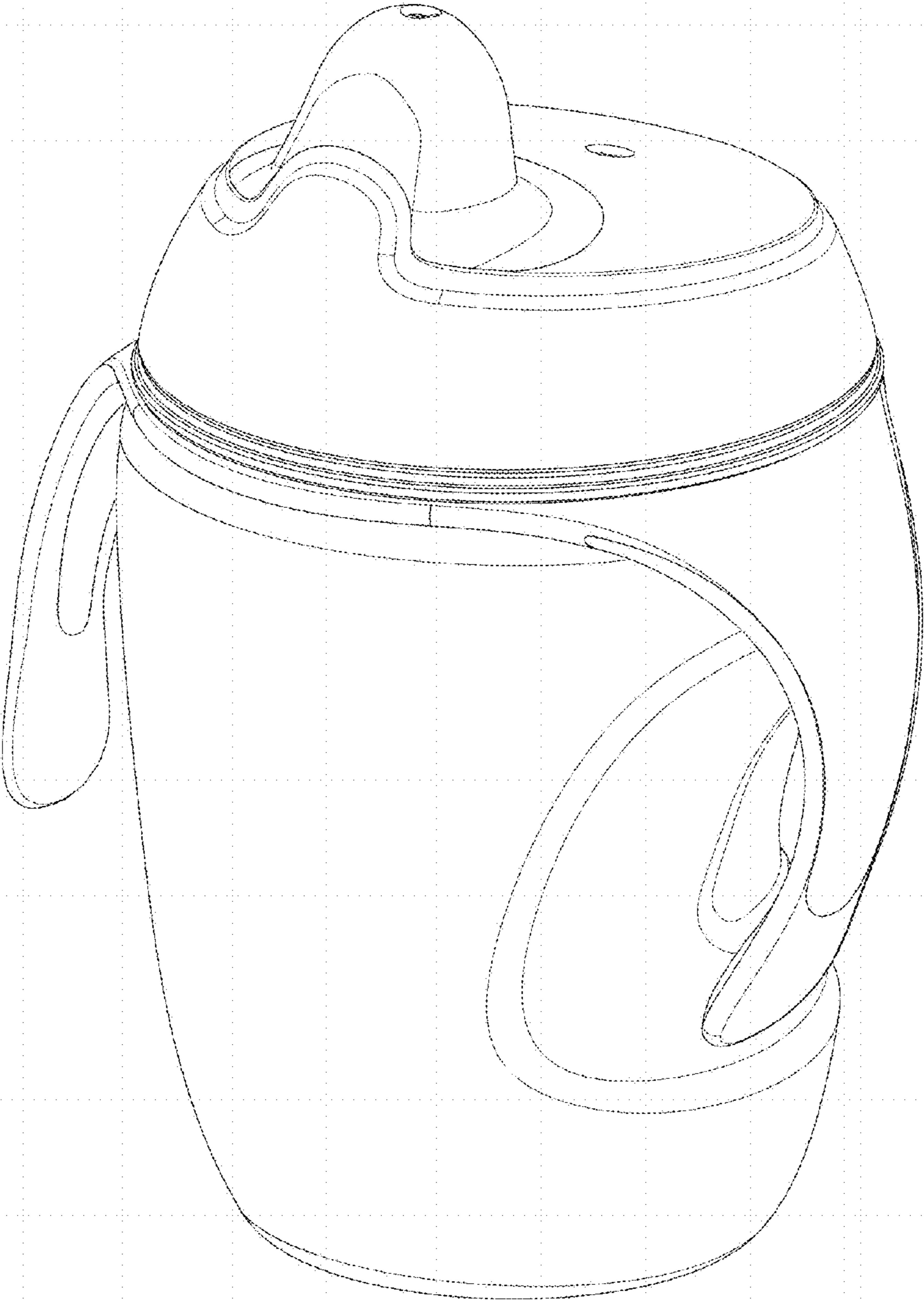


FIG. 1



FIG. 2

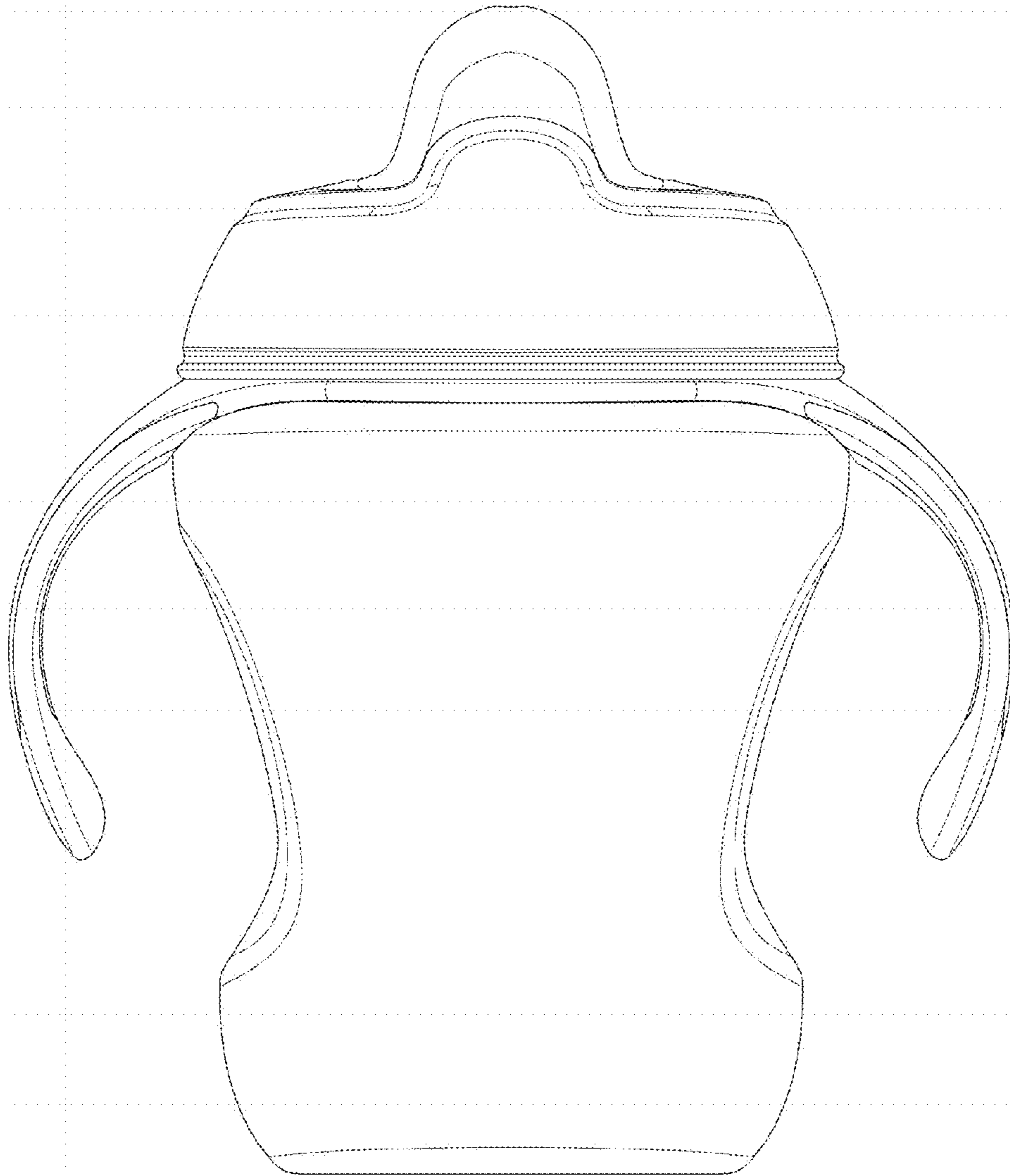


FIG. 3



FIG. 4

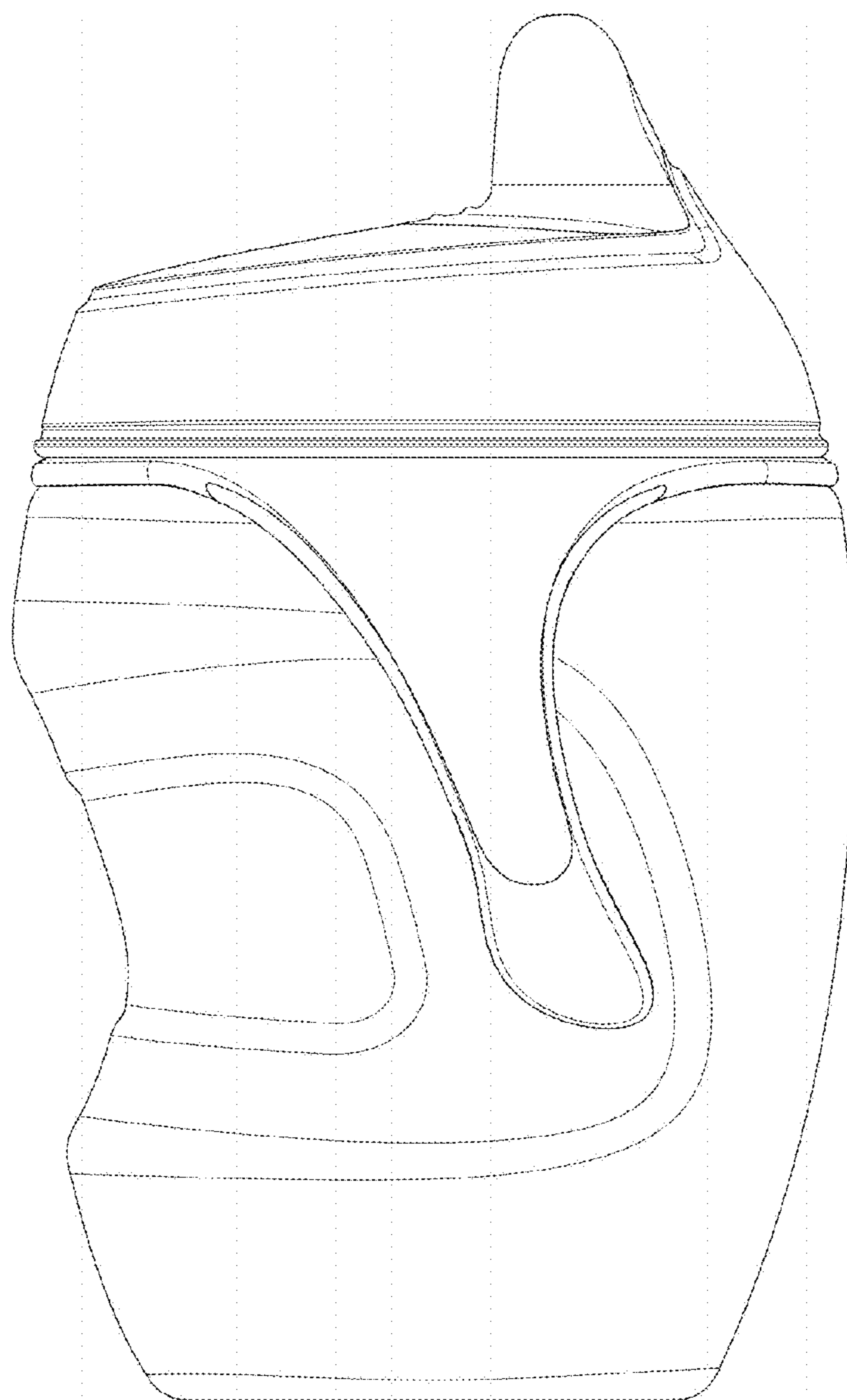


FIG. 5

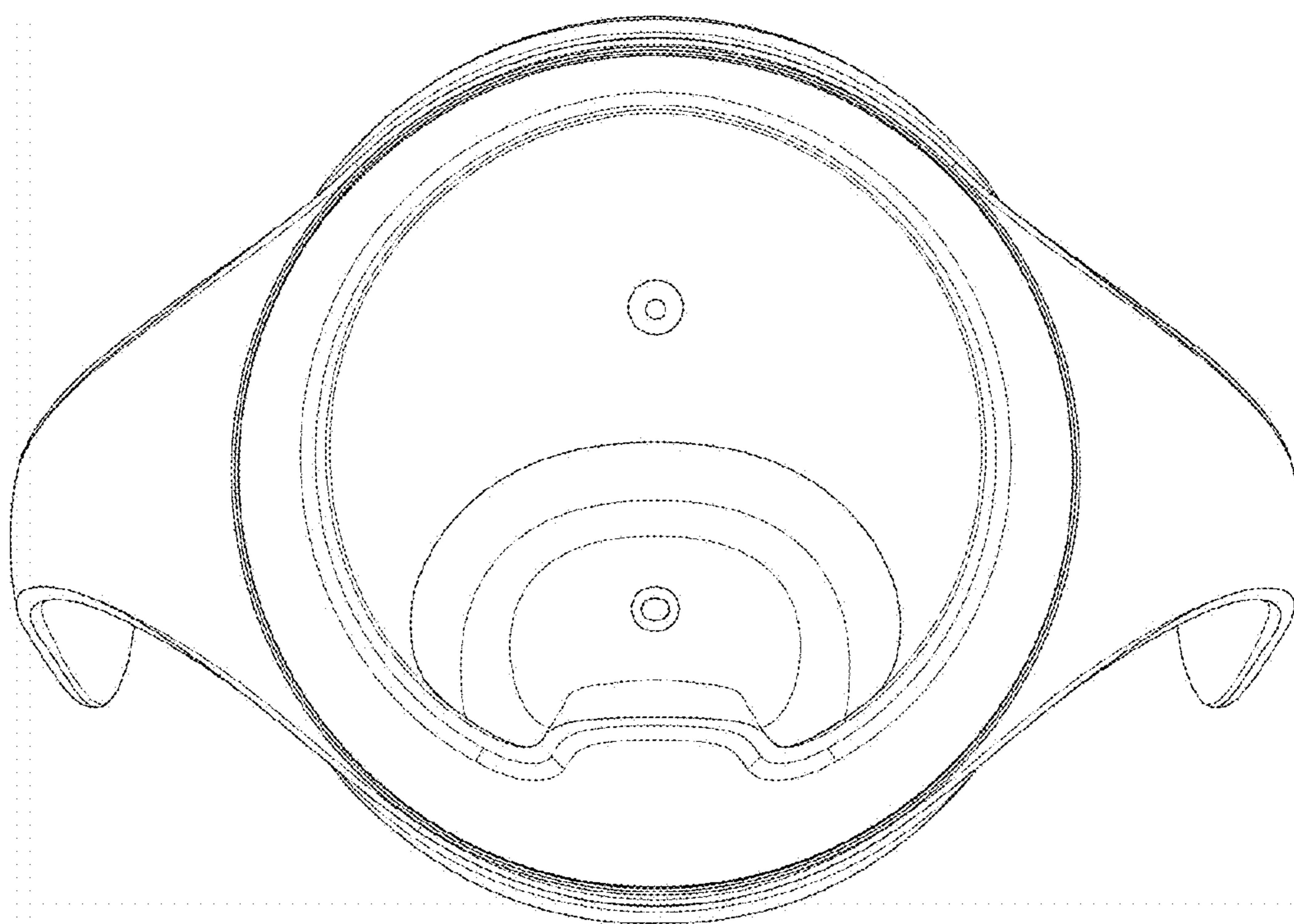


FIG. 6

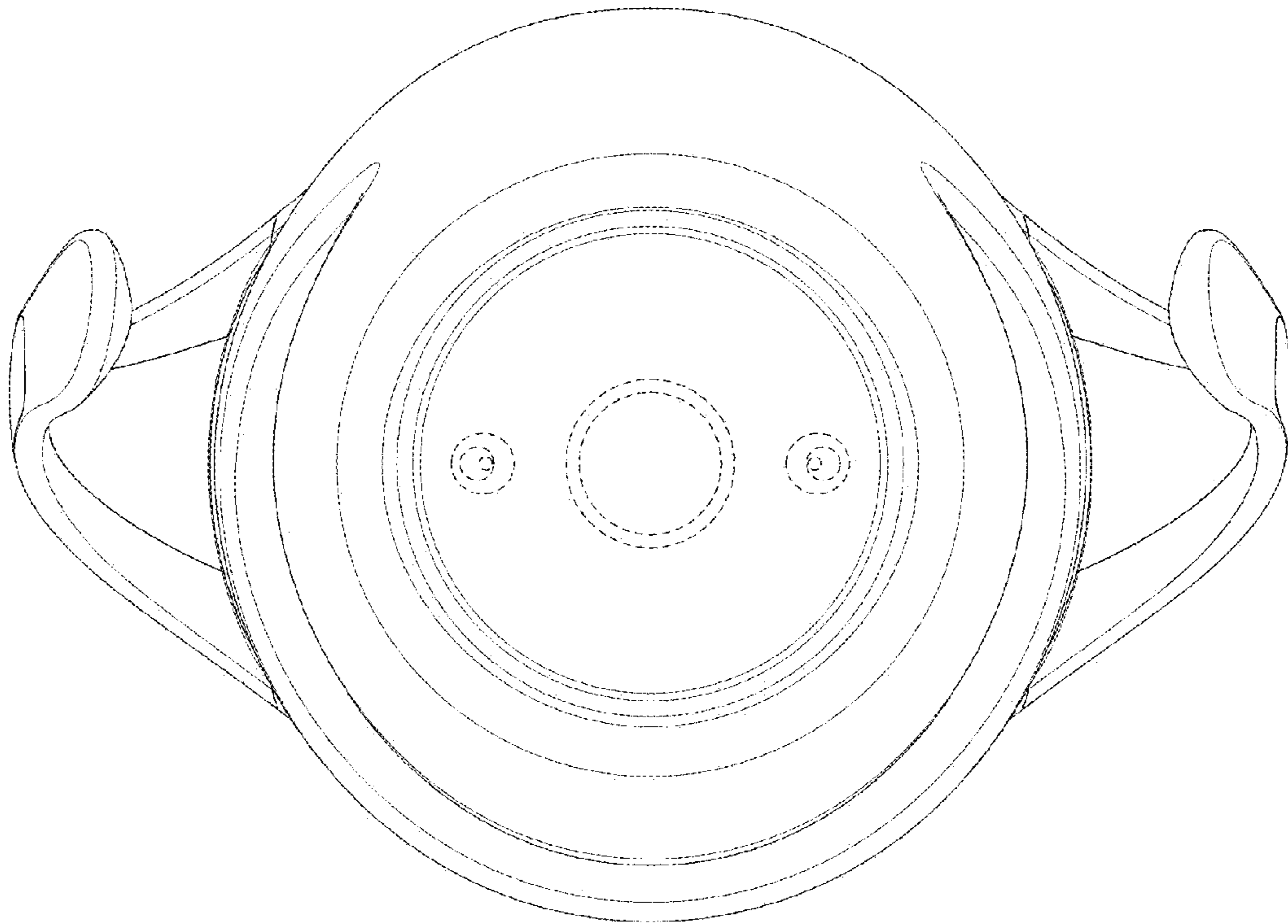


FIG. 7