



US00D764234S

(12) **United States Design Patent**
Lee et al.

(10) **Patent No.:** **US D764,234 S**

(45) **Date of Patent:** **** *Aug. 23, 2016**

(54) **BEVERAGE VESSEL**

(71) Applicant: **Mark One Lifestyle, Inc.**, San Francisco, CA (US)

(72) Inventors: **Justin Lee**, Ajax (CA); **Yves Behar**, San Francisco, CA (US); **Eunice Joung**, San Francisco, CA (US); **Erik Kreider**, San Francisco, CA (US); **Mirko Ihrig**, San Francisco, CA (US); **Mark A. Berman**, San Francisco, CA (US); **Nicholas Barnes**, San Francisco, CA (US); **Michael Brand**, Solvang, CA (US)

(73) Assignee: **Mark One Lifestyle, Inc.**, San Francisco, CA (US)

(*) Notice: This patent is subject to a terminal disclaimer.

(**) Term: **14 Years**

(21) Appl. No.: **29/491,985**

(22) Filed: **May 27, 2014**

(51) **LOC (10) Cl.** **07-01**

(52) **U.S. Cl.**
USPC **D7/531; D7/509**

(58) **Field of Classification Search**
USPC D7/507-515, 523, 531, 533, 538, 300.1, D7/300, 591, 596, 391, 396.1, 396.2, 414, D7/213, 400, 396.6, 900, 395, 631, 633, D7/593; D9/516, 570, 651, 905, 552, 197, D9/435, 440; 220/703, 592.16, 592.17; 206/216, 217; D8/34; D23/335, 336, D23/262, 260; D3/202
CPC A47G 19/22; A47G 19/2227; A47G 2019/225; A47G 19/2272; A47G 19/2288; A45F 3/20; B65D 1/265; A47J 43/27
See application file for complete search history.

(56) **References Cited**

U.S. PATENT DOCUMENTS

2,622,415	A *	12/1952	Smith et al.	62/457.3
2,776,691	A *	1/1957	Tupper	220/256.1
2,861,716	A *	11/1958	Kramer	220/703
D189,586	S *	1/1961	Nalle	D7/531
3,194,468	A *	7/1965	Baron	229/400
3,237,834	A *	3/1966	Davis et al.	229/400
D229,008	S *	11/1973	Bateman	D7/531
D236,310	S *	8/1975	Yamato	D7/514

(Continued)

OTHER PUBLICATIONS

Jun. 13, 2014 Vessyl: A smart Cup that Counts Liquid Calories by Dailyburn.com.*

Primary Examiner — Marianne Pandozzi

Assistant Examiner — Jae Liang

(74) *Attorney, Agent, or Firm* — Goodwin Procter LLP



(57) **CLAIM**

The ornamental design for a beverage vessel, as shown and described.

DESCRIPTION

FIG. 1 is a top perspective view of a first embodiment of a beverage vessel showing our new design; FIG. 2 is a bottom perspective view thereof; FIG. 3 is a front view thereof; FIG. 4 is a rear view thereof; FIG. 5 is a right side view thereof; FIG. 6 is a left side view thereof; FIG. 7 is a top view thereof; FIG. 8 is a bottom view thereof; FIG. 9 is a cross-sectional view thereof taken along line 9-9 of FIG. 7; FIG. 10 is a top perspective view of a second embodiment of a beverage vessel; and, FIG. 11 is a front view thereof. The broken line showing in the figure drawings are included for the purpose of illustration and form no part of the claimed design.

1 Claim, 8 Drawing Sheets



(56)

References Cited

U.S. PATENT DOCUMENTS

D309,553 S * 7/1990 Daenen et al. D7/591
D335,729 S * 5/1993 Brusing D34/1
D338,302 S * 8/1993 Shafer D34/1
D359,417 S * 6/1995 Chen D7/510
D380,647 S * 7/1997 Durand D7/531
D489,573 S * 5/2004 Li D7/530
D490,651 S * 6/2004 Cintron et al. D7/509
D493,668 S * 8/2004 Hsu D7/531

D529,341 S * 10/2006 Hsu D7/523
D573,390 S * 7/2008 Ablo D7/300
D622,104 S * 8/2010 Ross D7/523
8,432,249 B2 * 4/2013 Bailey-VanKuren
et al. 340/3.71
D722,249 S * 2/2015 Valderrama et al. D7/396.2
D728,314 S * 5/2015 Carstensen et al. D7/510
2005/0029265 A1 * 2/2005 Morgan et al. 220/254.9
2013/0175278 A1 * 7/2013 Kah, Jr. 220/592.2
2014/0124513 A1 * 5/2014 Shearer 220/592.17

* cited by examiner

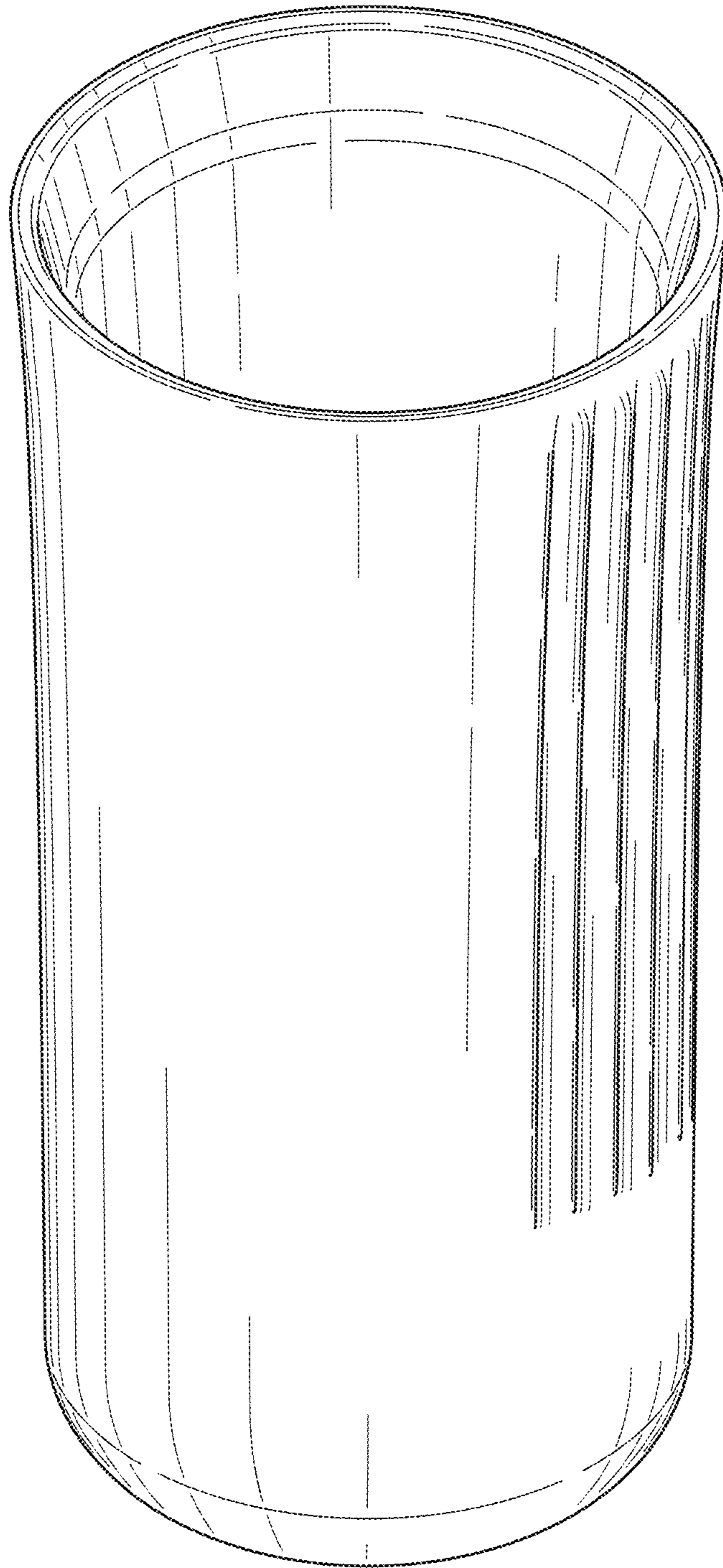


FIG. 1




FIG. 2

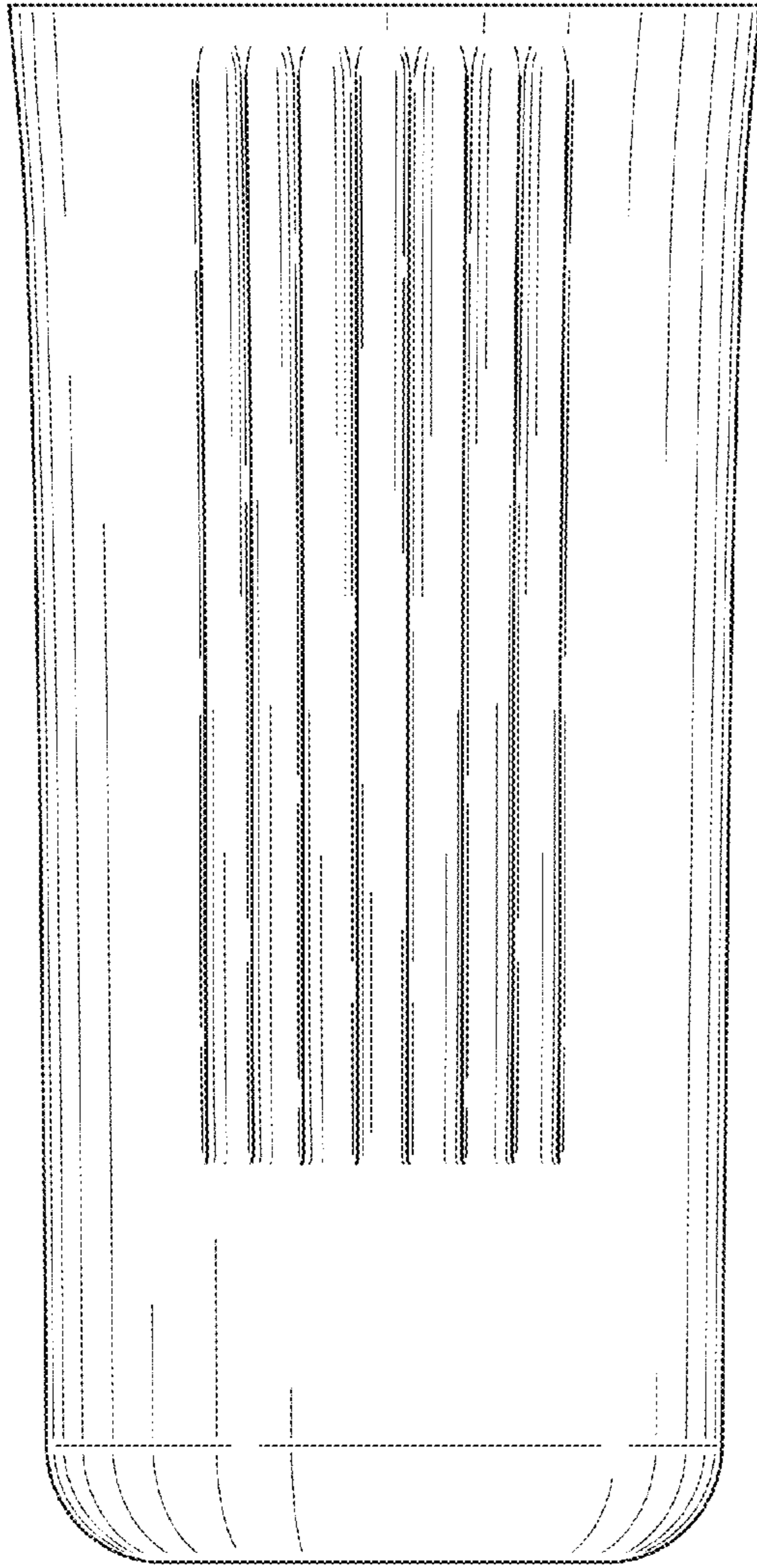


FIG. 3

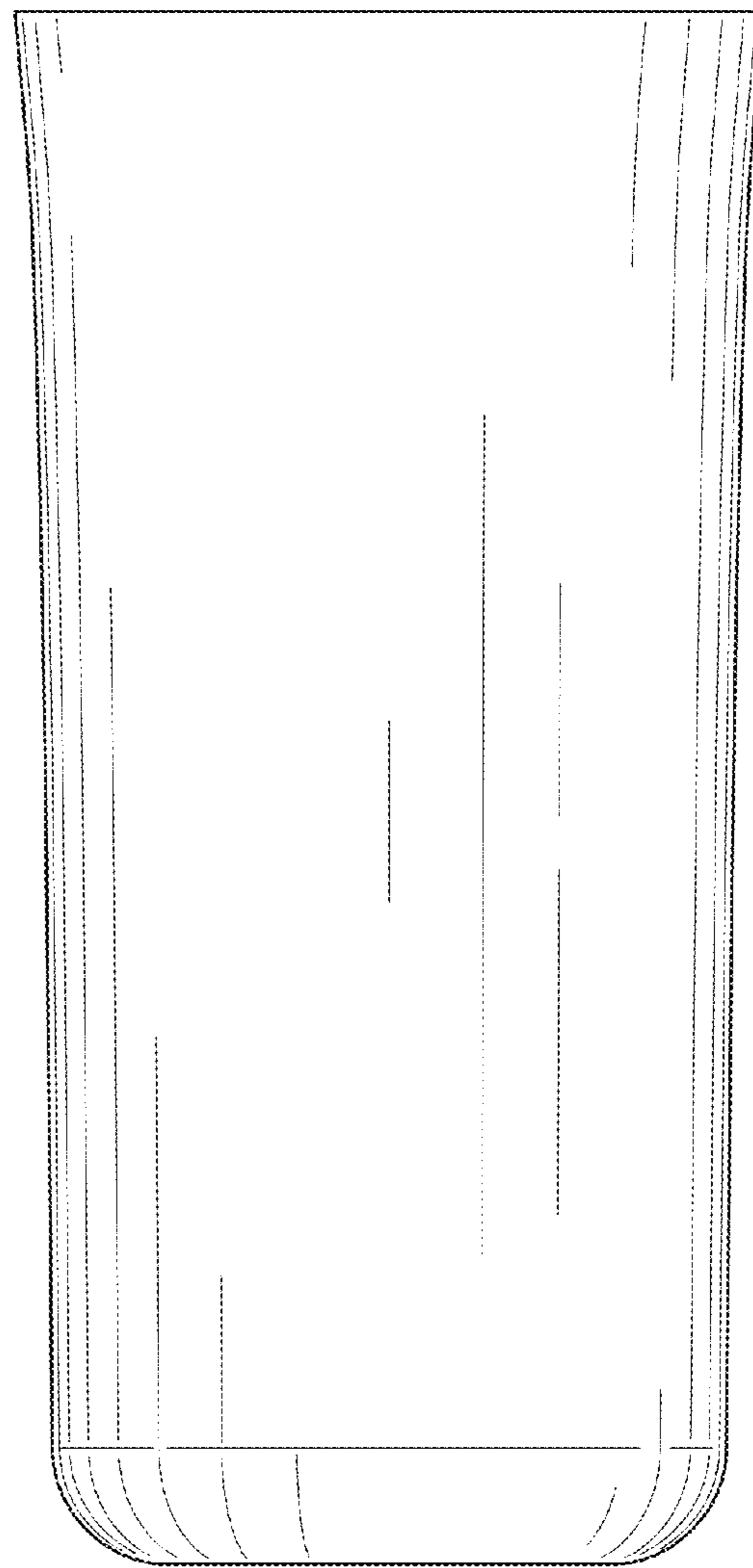


FIG. 4

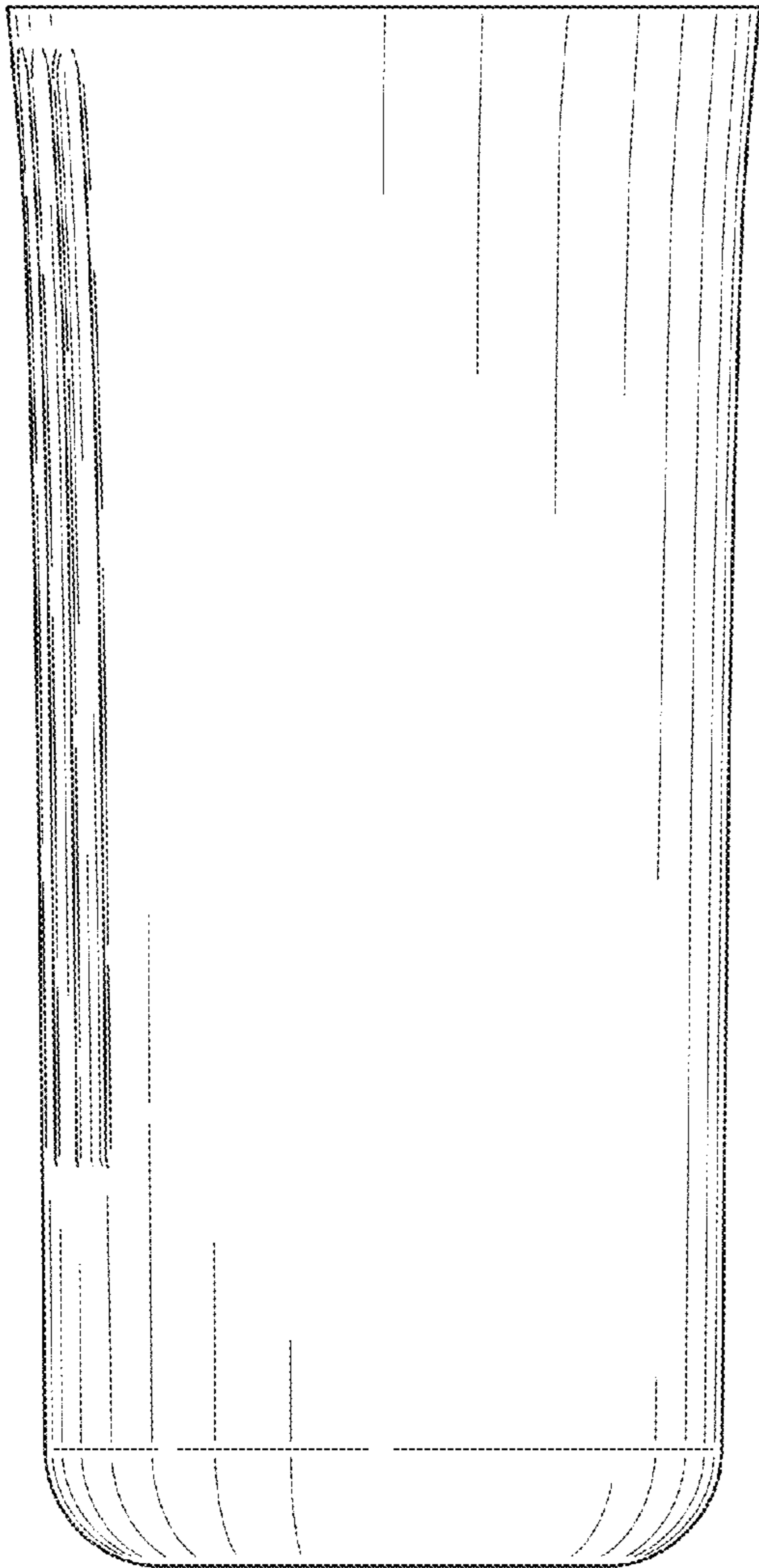


FIG. 5

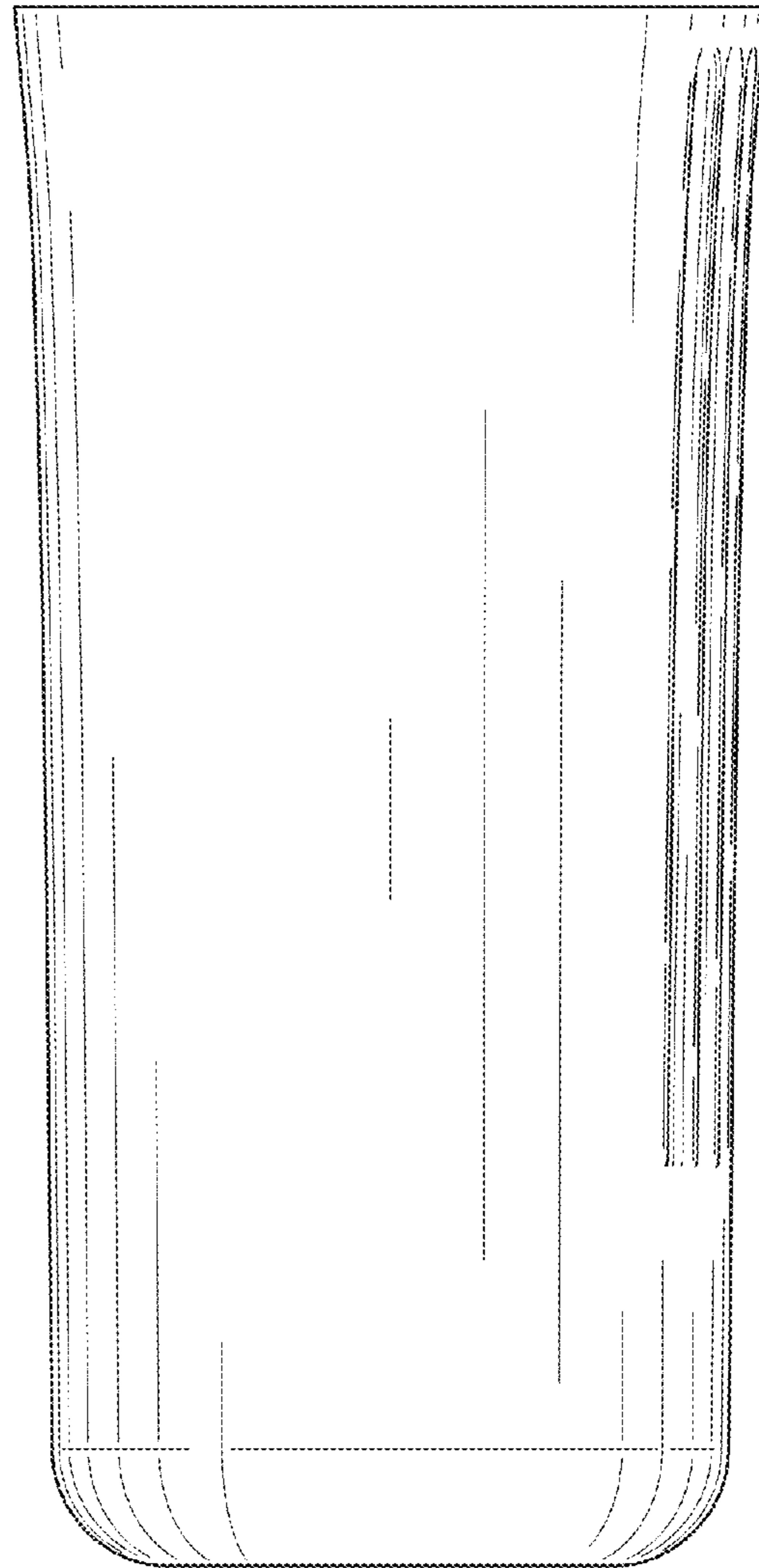


FIG. 6




FIG. 7

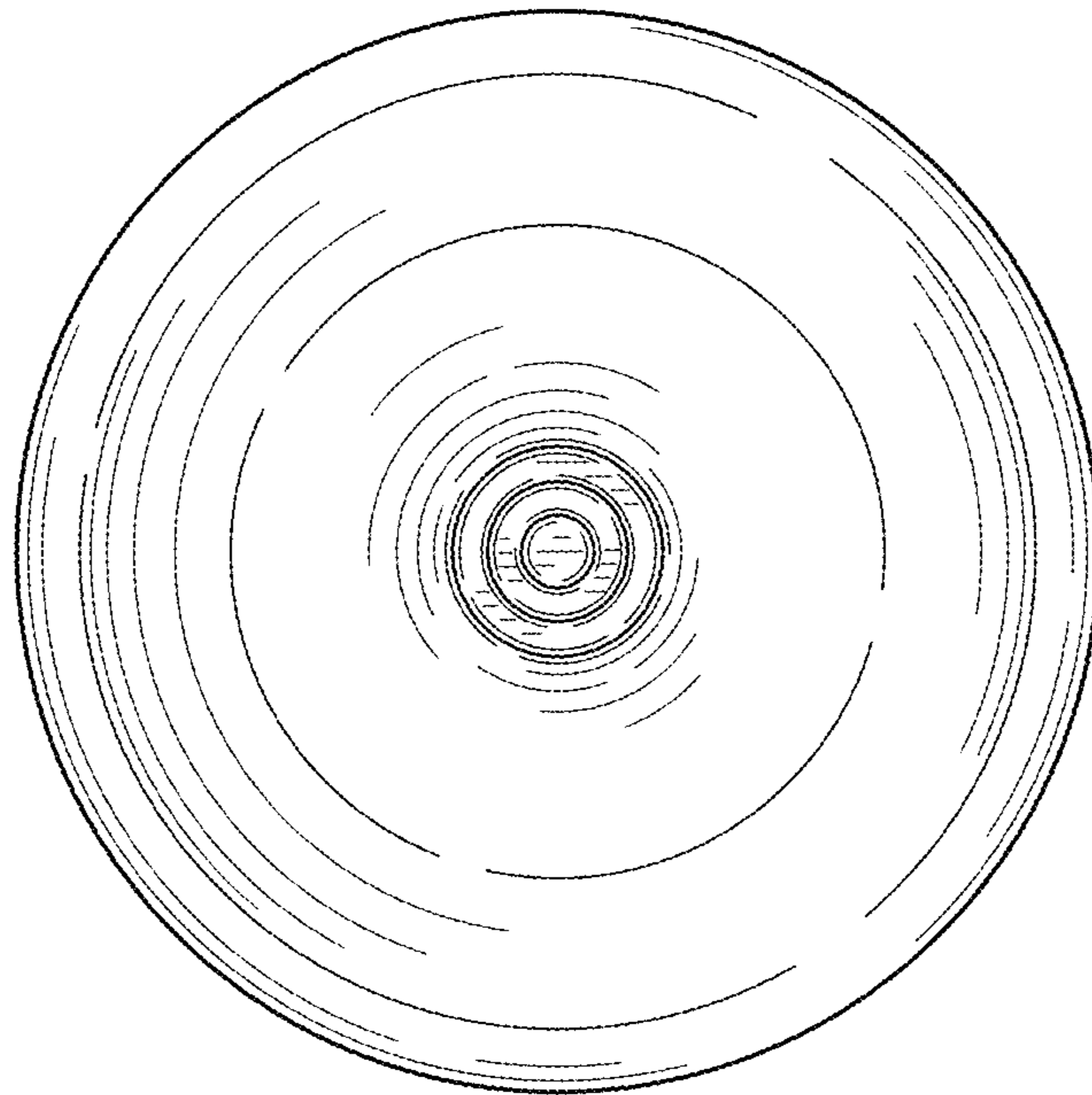


FIG. 8

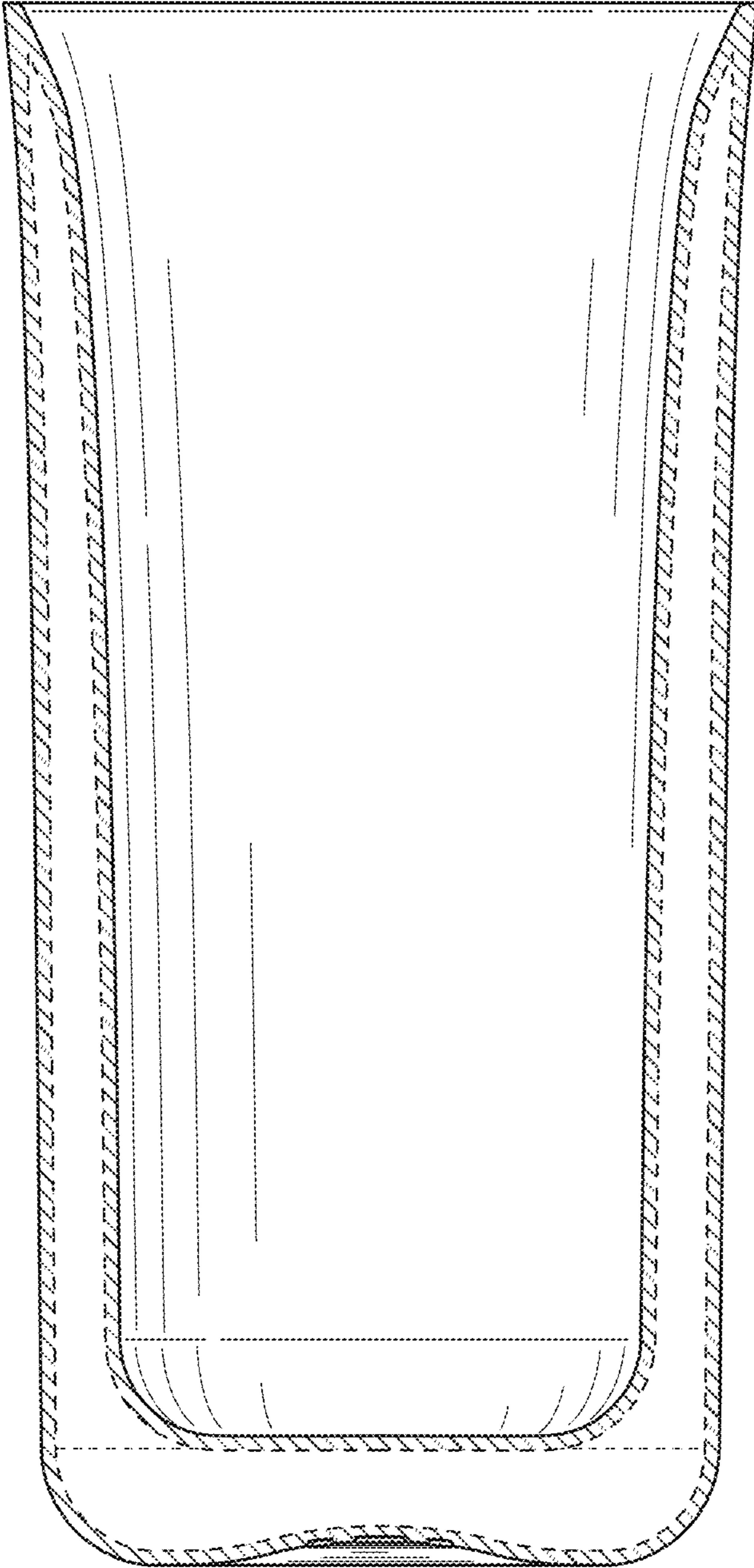


FIG. 9

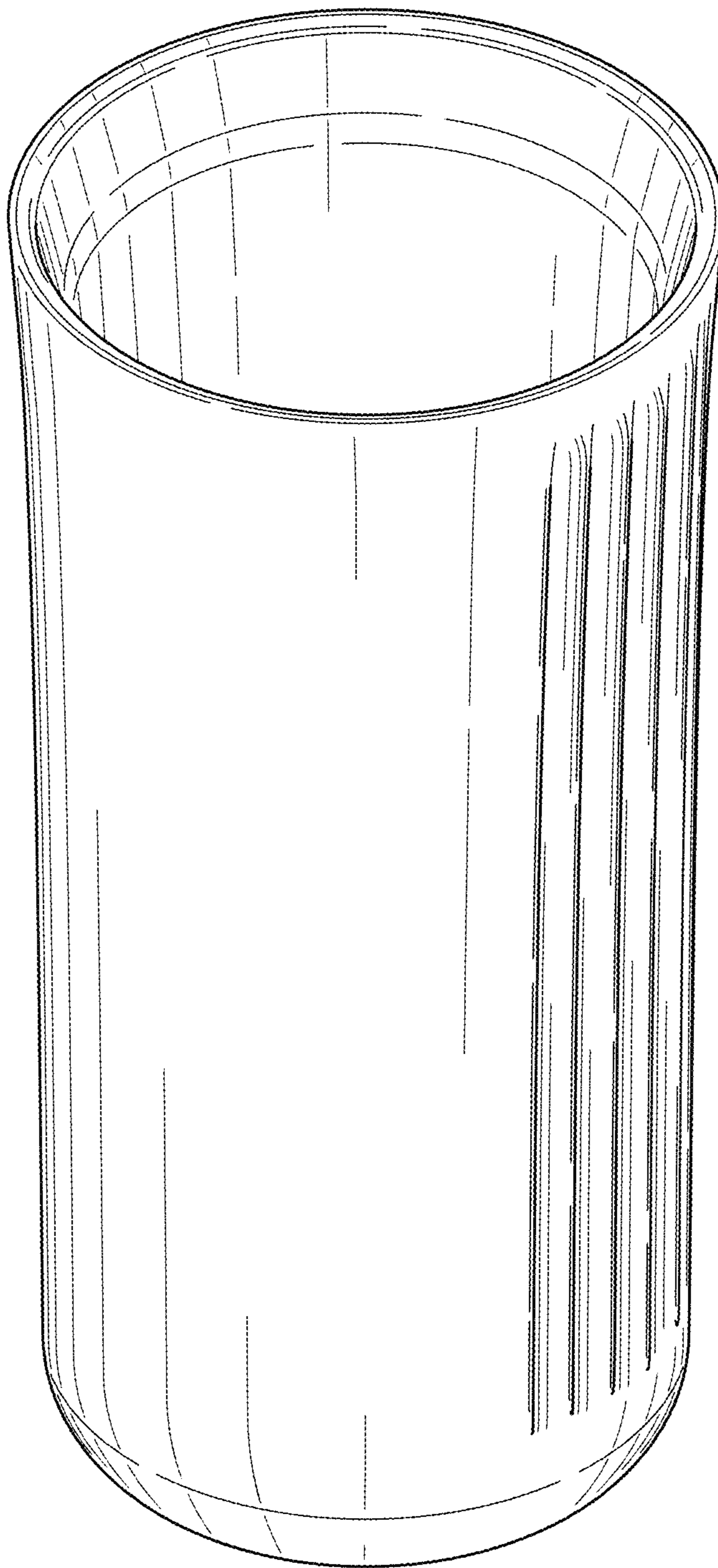


FIG. 10

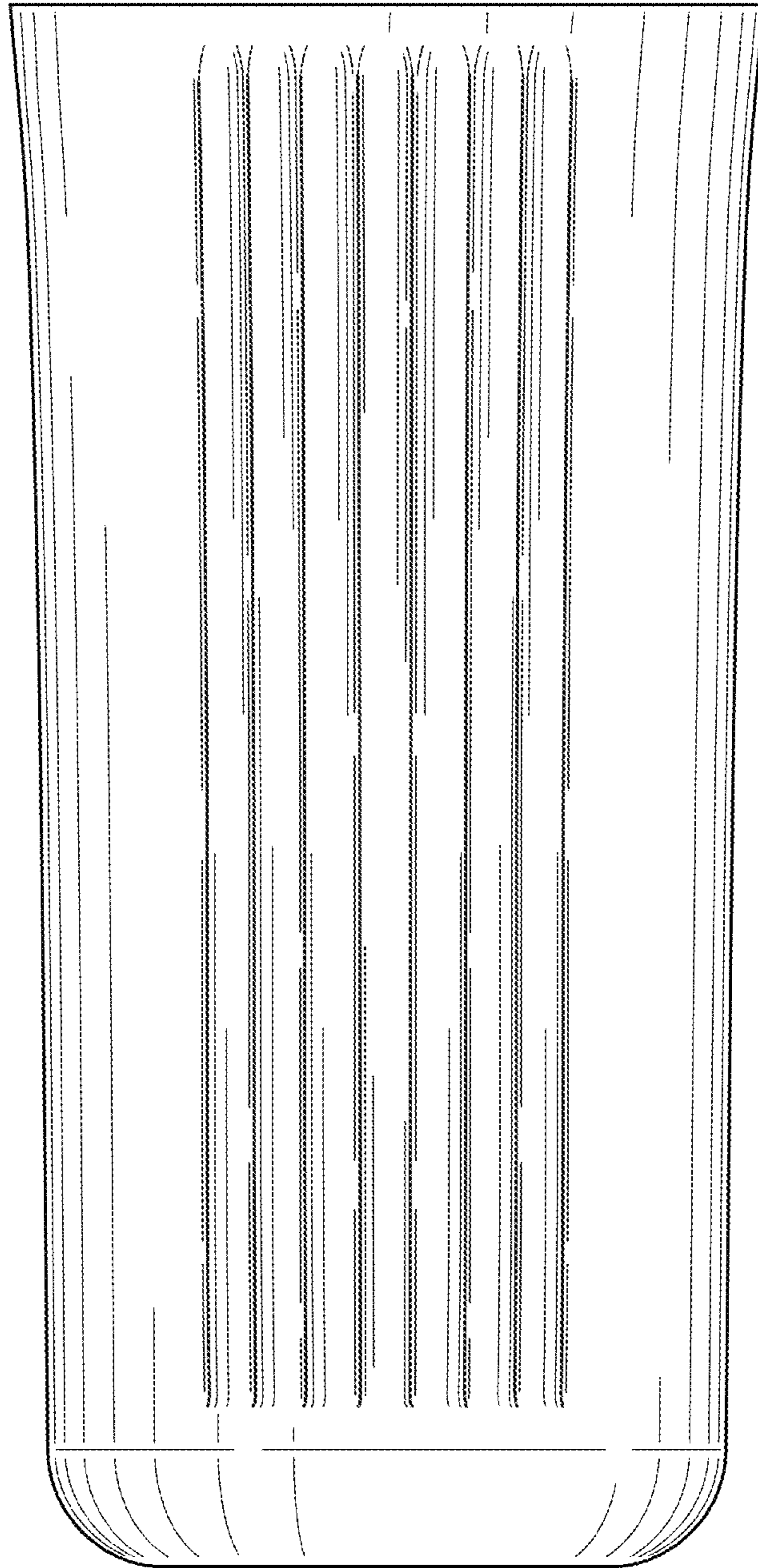


FIG. 11