



US00D764221S

(12) **United States Design Patent**
Johnson

(10) **Patent No.:** **US D764,221 S**
(45) **Date of Patent:** **** Aug. 23, 2016**

(54) **MICROWAVE BOWL FOR RICE**
(71) Applicant: **Christopher Johnson**, Wilton, CA (US)
(72) Inventor: **Christopher Johnson**, Wilton, CA (US)
(**) Term: **14 Years**
(21) Appl. No.: **29/519,632**
(22) Filed: **Mar. 6, 2015**
(51) **LOC (10) Cl.** **07-02**
(52) **U.S. Cl.**
USPC **D7/360; D7/354**
(58) **Field of Classification Search**
USPC D7/323, 354-363, 391, 393-396, 409,
D7/543, 545
CPC A23L 1/0128; A47G 19/12; A47J 27/00;
A47J 27/002; A47J 27/08; A47J 27/21;
A47J 27/58; A47J 36/025; A47J 36/06;
A47J 36/08; A47J 36/12; A47J 37/00; A47J
37/10; A47J 37/101; A47J 37/103; A47J
37/12; A47J 37/1204; A47J 45/061; A47J
45/071; A47J 45/08; H05B 6/12
See application file for complete search history.

D466,762 S * 12/2002 Cote D7/543
D475,579 S * 6/2003 Jørgensen D7/545
D508,822 S * 8/2005 Smith D7/545
D515,873 S * 2/2006 Vendl D7/545
D517,372 S * 3/2006 Vendl D7/545
D520,303 S * 5/2006 Hayes D7/545
D521,319 S * 5/2006 Haataja D7/543
D524,604 S * 7/2006 Vendl D7/545
D567,029 S * 4/2008 Valderrama D7/545
D679,546 S * 4/2013 Chen D7/545
9,119,499 B2 * 9/2015 Johnson A23L 1/0128

* cited by examiner

Primary Examiner — Ricky Pham

(74) *Attorney, Agent, or Firm* — Heisler & Associates

(57) **CLAIM**

The ornamental design for a microwave bowl for rice, as shown and described.

DESCRIPTION

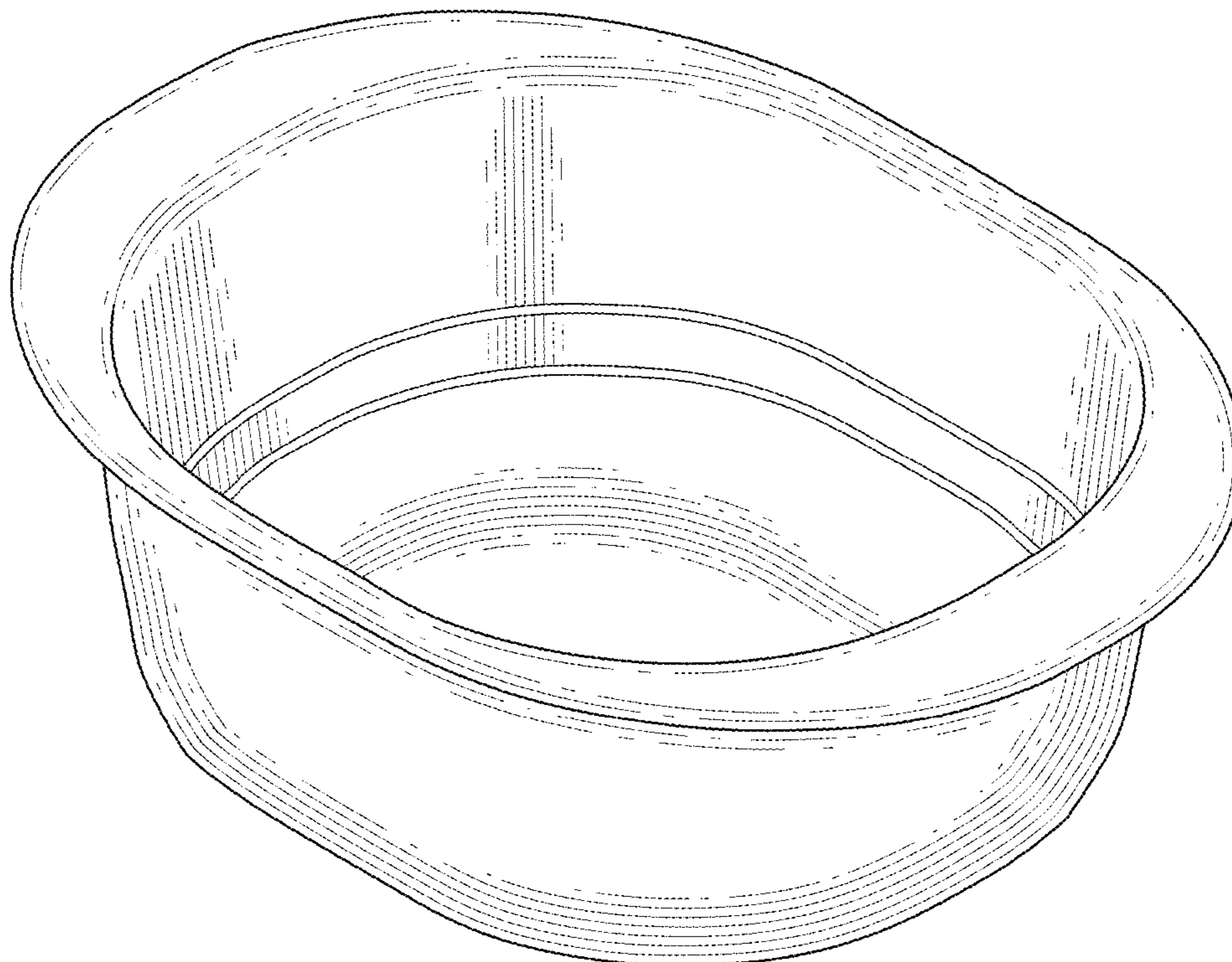
FIG. 1 is a perspective view of a microwave bowl for rice. FIG. 2 is an end view of the invention, the opposite end view being a mirror image. FIG. 3 is a front elevation view of the invention, the rear elevation view being a mirror image. FIG. 4 is a top plan view of the invention; and, FIG. 5 is a bottom plan view of the invention. In the drawings, the broken lines illustrate features that form no part of the claimed design.

1 Claim, 2 Drawing Sheets

(56) **References Cited**

U.S. PATENT DOCUMENTS

D370,598 S * 6/1996 Koch D7/543
D384,555 S * 10/1997 Bradley D7/360



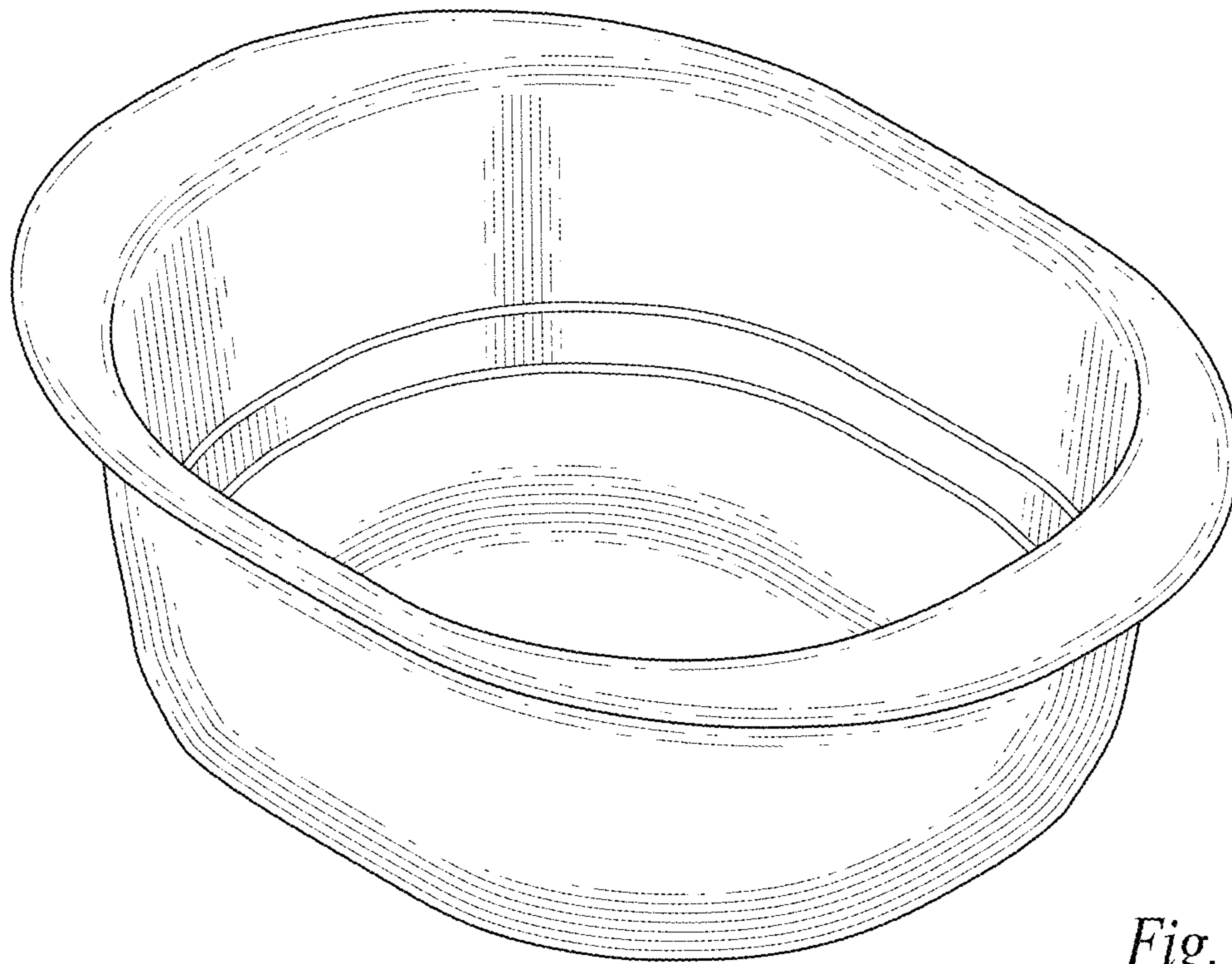


Fig. 1

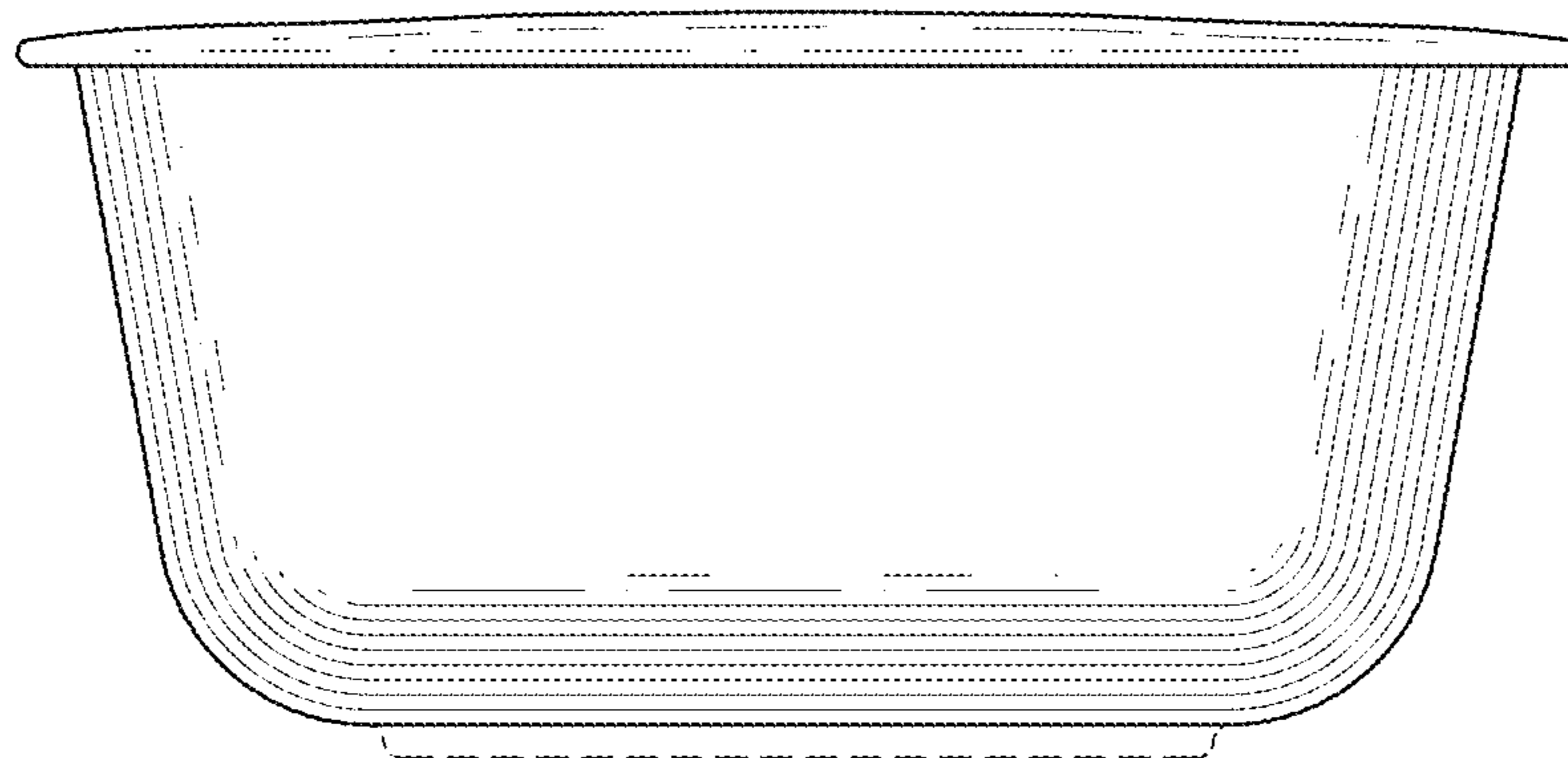


Fig. 2

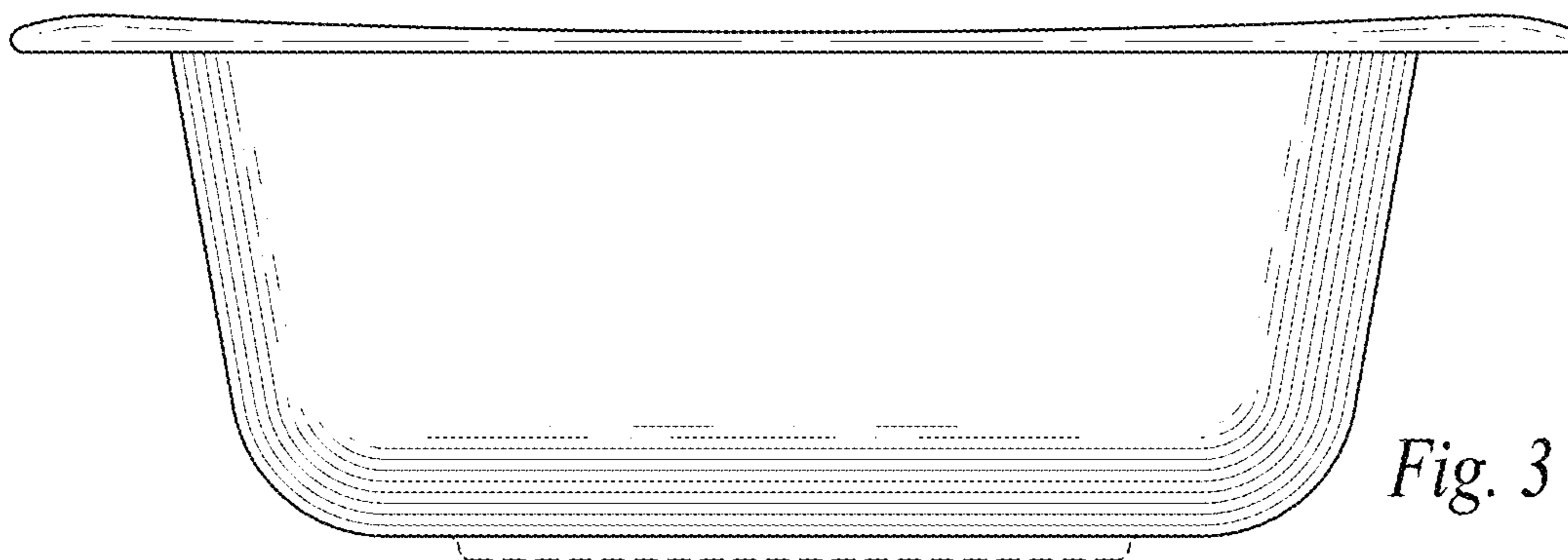


Fig. 3

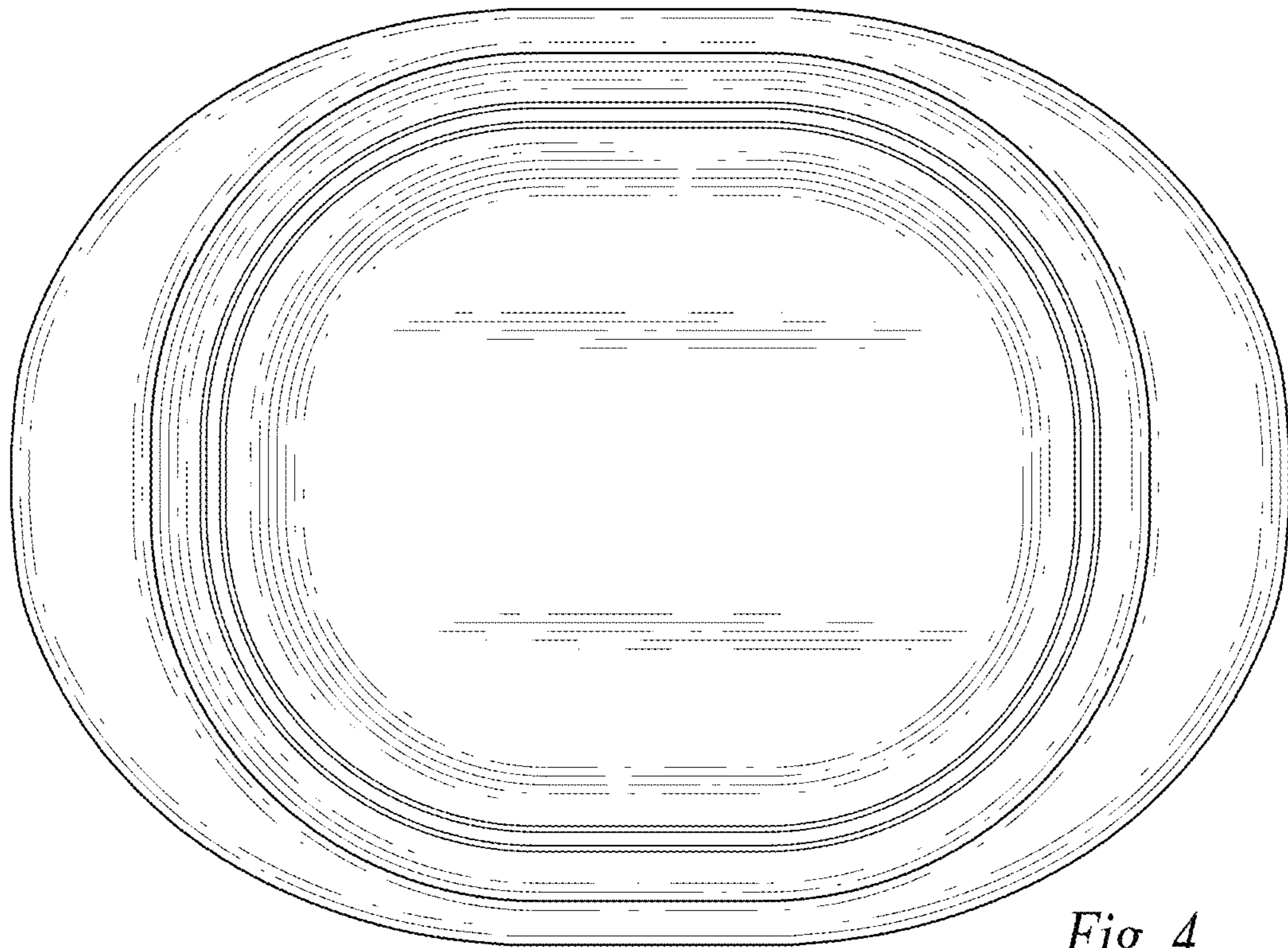


Fig. 4

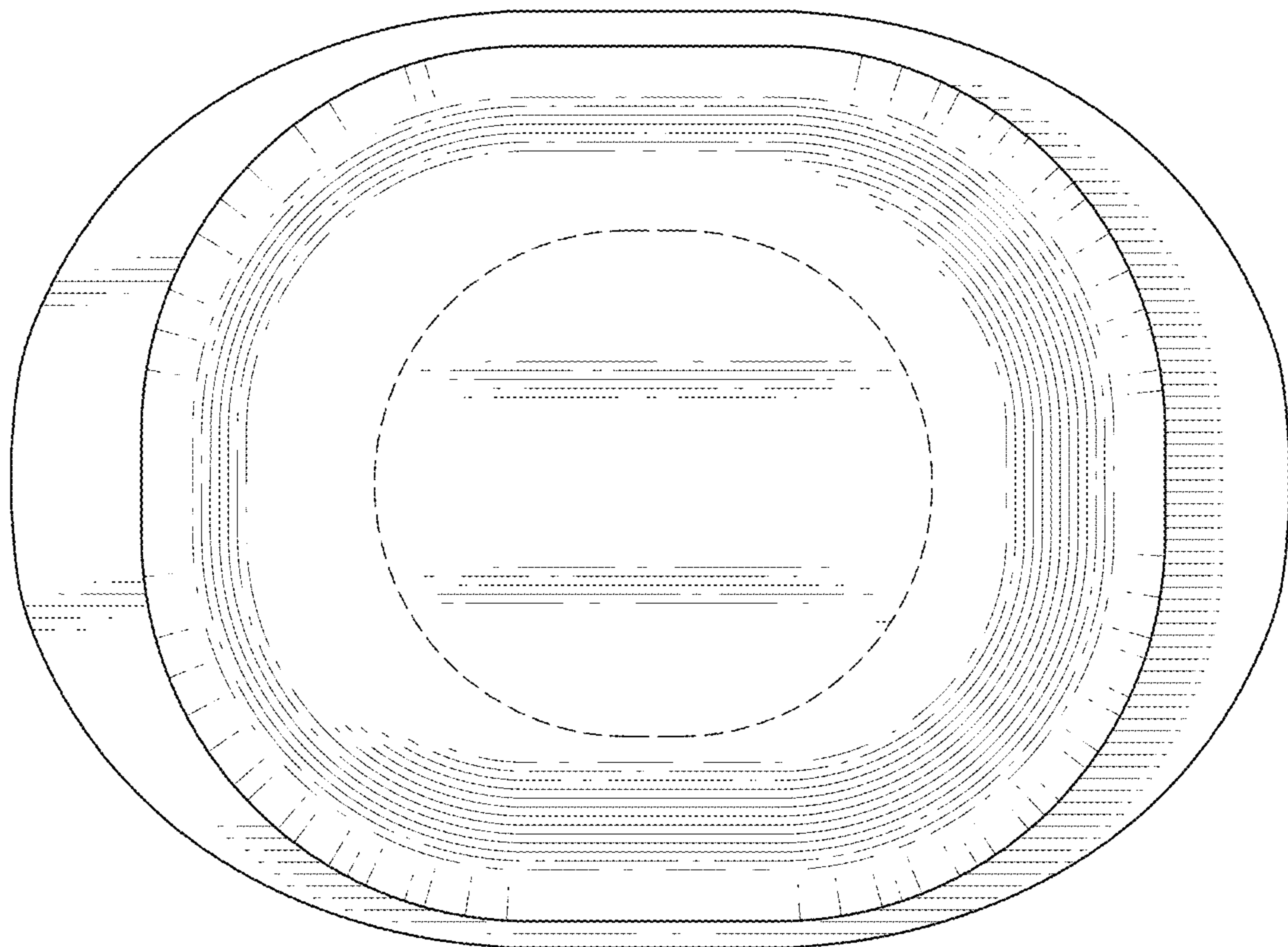


Fig. 5