



US00D764220S

(12) **United States Design Patent**  
**Kim et al.**

(10) **Patent No.:** **US D764,220 S**

(45) **Date of Patent:** **\*\* Aug. 23, 2016**

(54) **GAS COOKTOP**

(56) **References Cited**

(71) Applicant: **LG Electronics Inc.**, Seoul (KR)

U.S. PATENT DOCUMENTS

(72) Inventors: **Soo Yeon Kim**, Seoul (KR); **Mi Young Kim**, Seoul (KR); **Yoon Sang Kim**, Seoul (KR); **Song Yi Han**, Seoul (KR)

D468,161	S	*	1/2003	Goodwin	.....	D7/408
D495,202	S	*	8/2004	Becker	.....	D7/346
D580,225	S	*	11/2008	Geiger	.....	D7/408
D585,241	S	*	1/2009	Geiger	.....	D7/408
D628,431	S	*	12/2010	Funnell	.....	D7/346
D634,579	S	*	3/2011	Funnell, II	.....	D7/346
D634,580	S	*	3/2011	Funnell, II	.....	D7/346
D653,900	S	*	2/2012	Kim	.....	D7/340
D697,358	S	*	1/2014	Kim	.....	D7/340
D704,509	S	*	5/2014	Funnell, II	.....	D7/408

(73) Assignee: **LG Electronics Inc.**, Seoul (KR)

(\*\*) Term: **14 Years**

\* cited by examiner

(21) Appl. No.: **29/521,310**

(22) Filed: **Mar. 23, 2015**

*Primary Examiner* — Ricky Pham

(30) **Foreign Application Priority Data**

Nov. 6, 2014 (KR) ..... 30-2014-0053363

(74) *Attorney, Agent, or Firm* — Morgan, Lewis & Bockius LLP

(51) **LOC (10) Cl.** ..... **07-02**

(57) **CLAIM**

(52) **U.S. Cl.**  
USPC ..... **D7/346; D7/339; D7/340; D7/409**

We claim the ornamental design for a gas cooktop, as shown and described.

(58) **Field of Classification Search**  
USPC ..... D7/323, 328–330, 339–349, 390, D7/402–409

**DESCRIPTION**

CPC ..... A21B 2/00; A47J 37/00; A47J 37/06; A47J 37/0611; A47J 37/08; A47J 37/0807; A47J 37/0814; A47J 37/0835; A47J 37/0842; A47J 37/085; A47J 37/0864; A47J 37/0878; A47J 37/0885; A47J 37/0892; F24C 7/00; F24C 7/002; F24C 7/046; F24C 7/067; F24C 15/02; F24C 15/04; F24C 5/10; F24C 15/102

FIG. 1 is a perspective view of a gas cooktop showing our new design;

FIG. 2 is a front elevation view thereof;

FIG. 3 is a rear elevation view thereof;

FIG. 4 is a left-side elevation view thereof;

FIG. 5 is a right-side elevation view thereof;

FIG. 6 is a top plan view thereof; and,

FIG. 7 is a bottom plan view thereof.

See application file for complete search history.

**1 Claim, 4 Drawing Sheets**

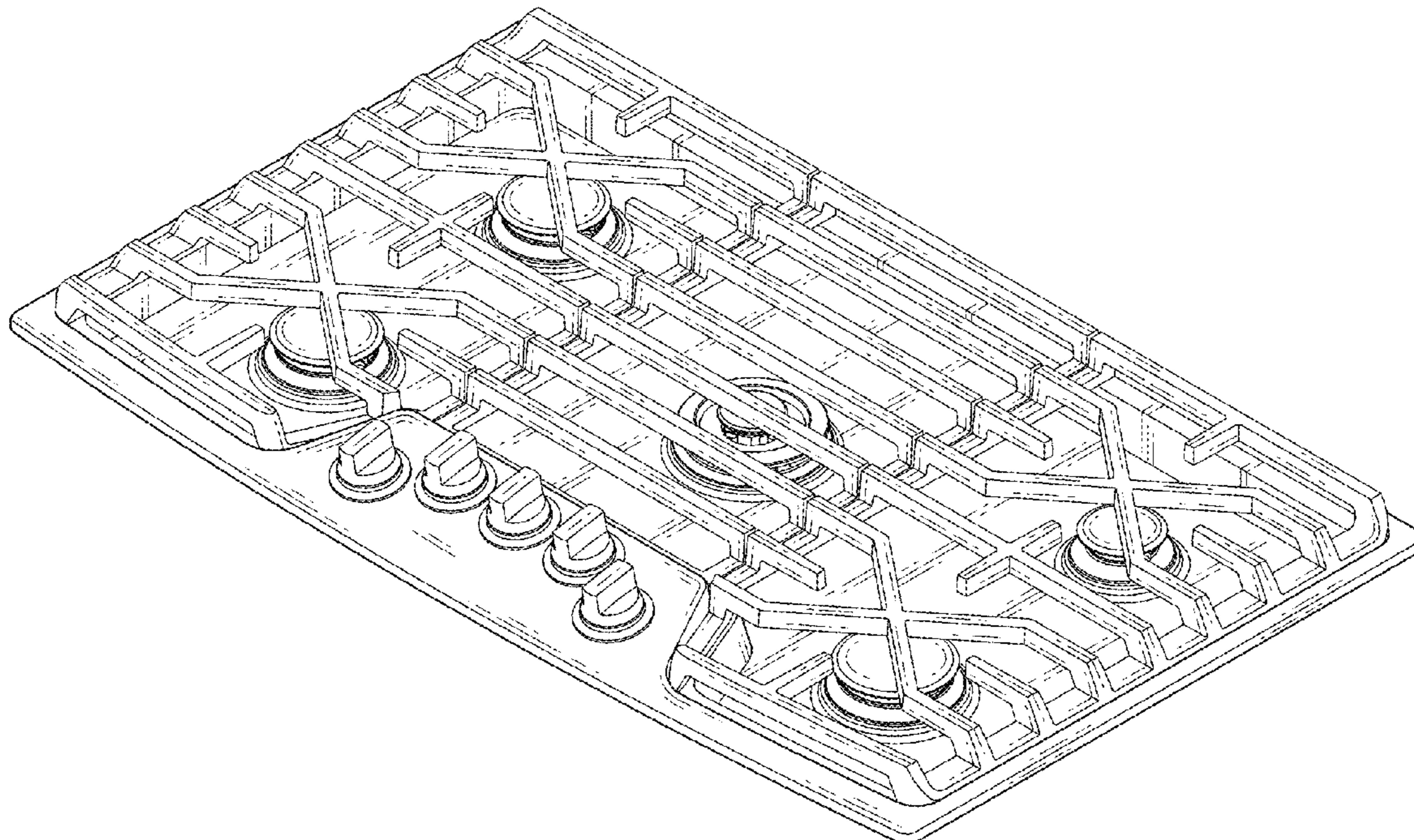


FIG. 1

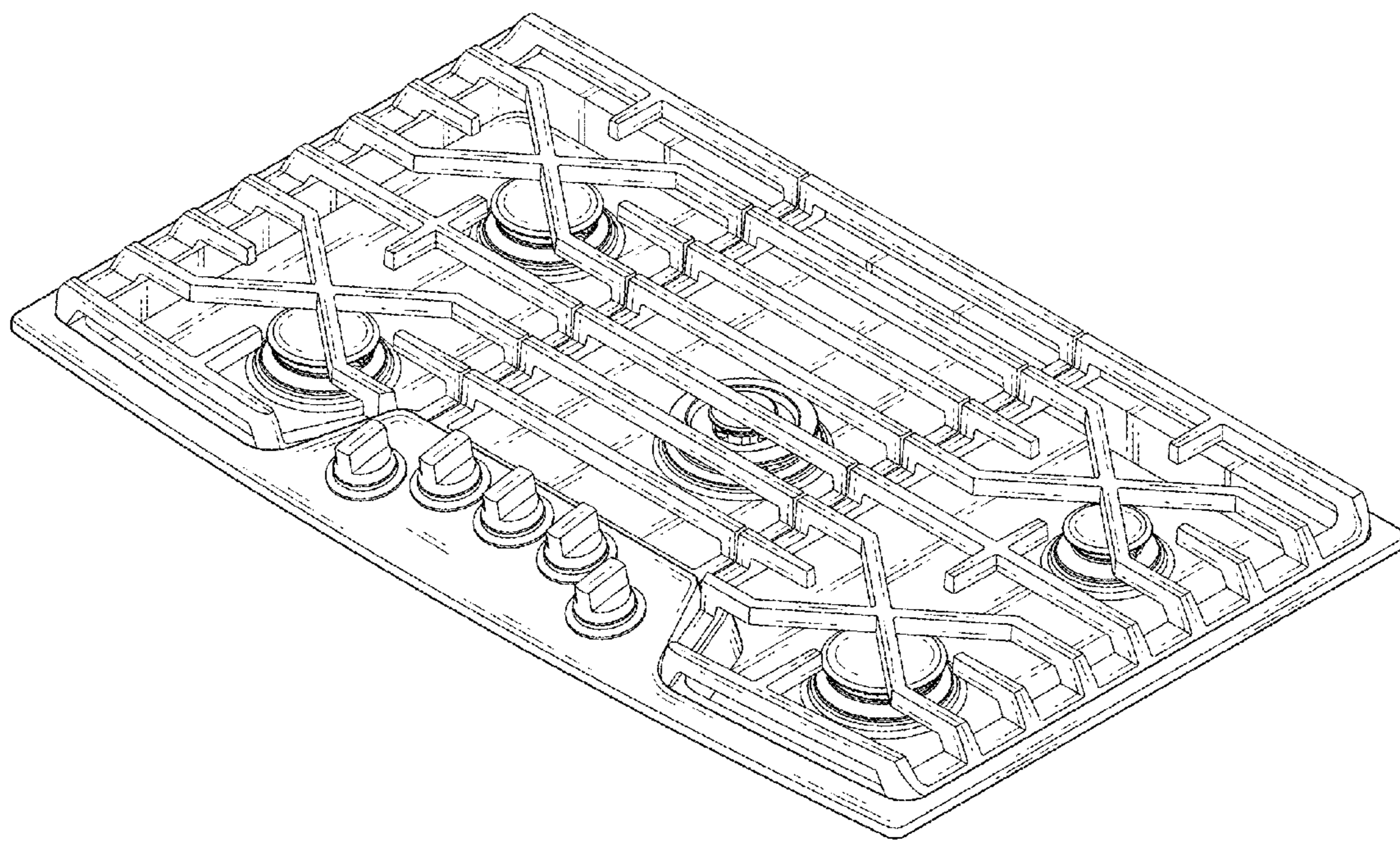


FIG. 2

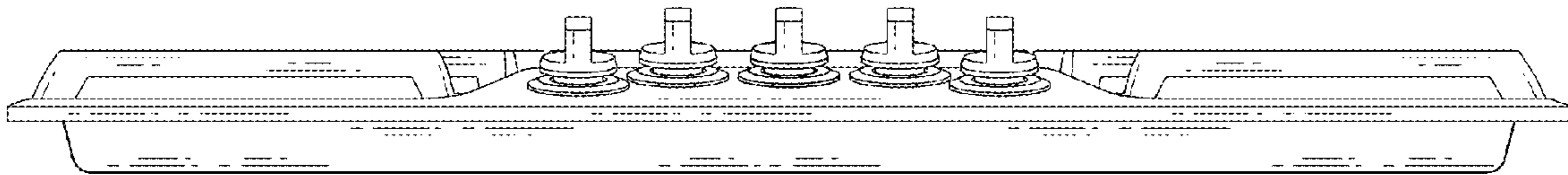


FIG. 3




FIG. 4

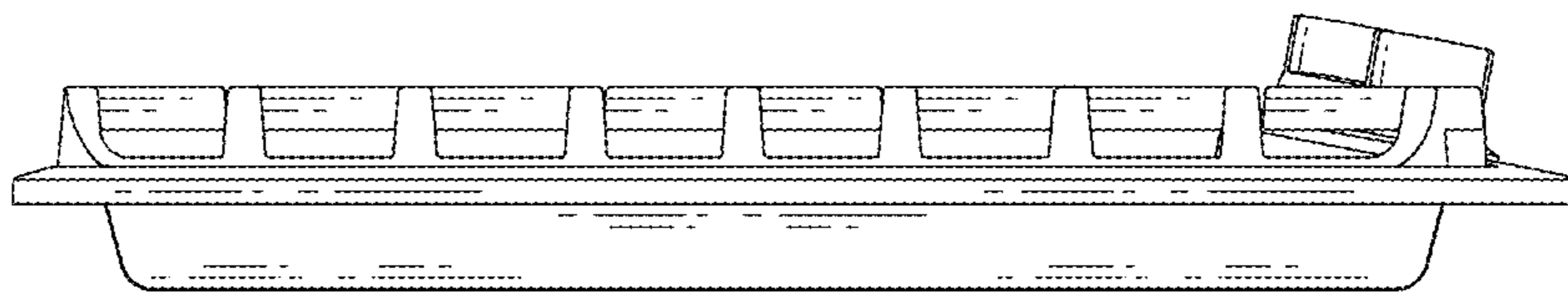


FIG. 5

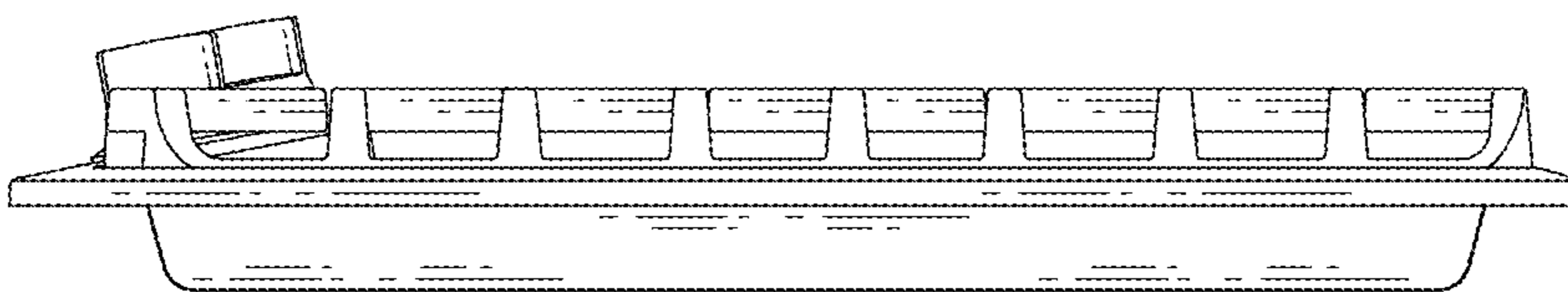


FIG. 6

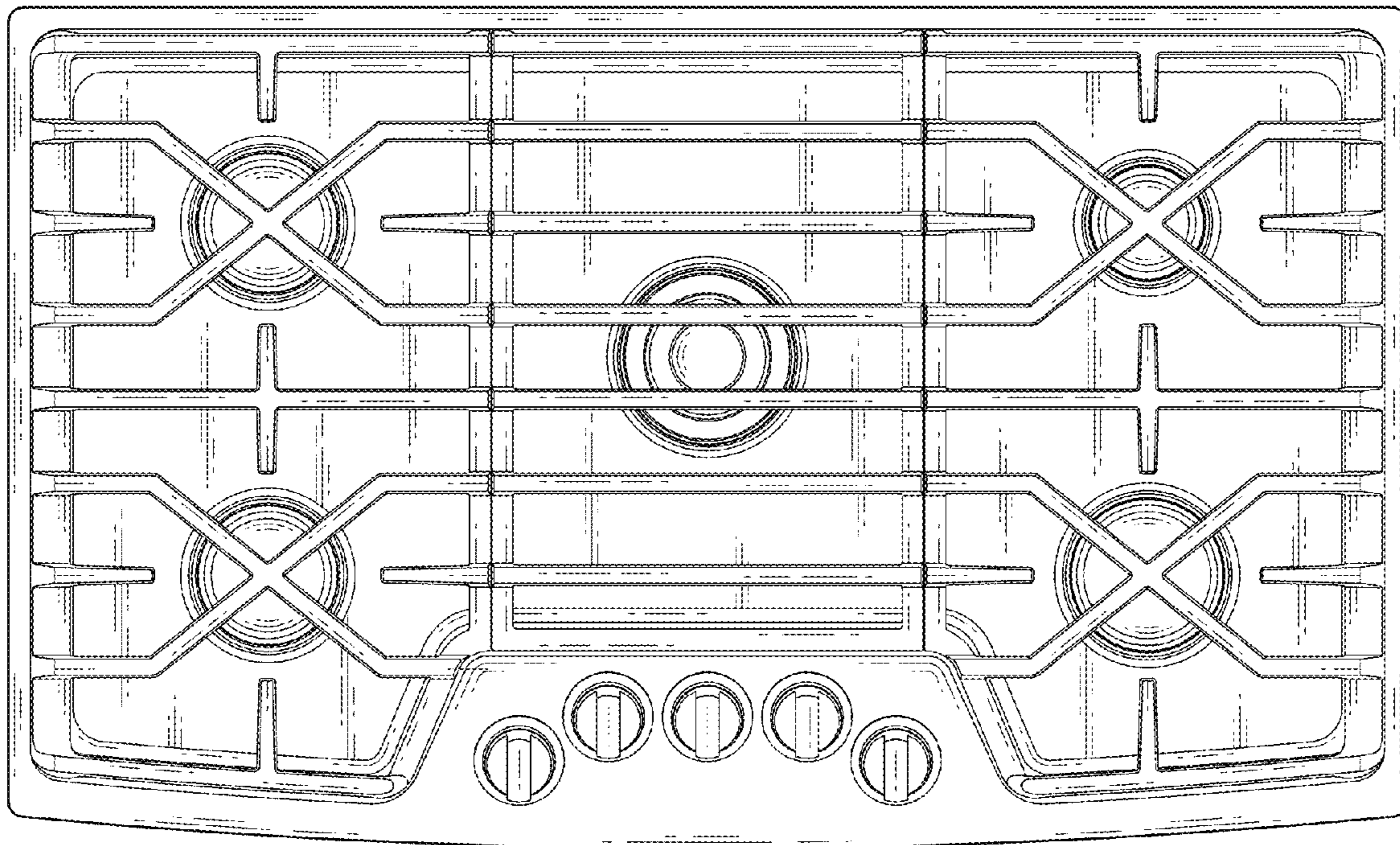


FIG. 7

