



US00D764197S

(12) **United States Design Patent**
Yoshida

(10) **Patent No.:** **US D764,197 S**

(45) **Date of Patent:** **** Aug. 23, 2016**

(54) **STOOL**

(71) Applicant: **OKAMURA CORPORATION**,
Yokohama-shi, Kanagawa (JP)

(72) Inventor: **Ryousuke Yoshida**, Yokohama (JP)

(73) Assignee: **Okamura Corporation**, Kanagawa (JP)

(**) Term: **14 Years**

(21) Appl. No.: **29/520,512**

(22) Filed: **Mar. 16, 2015**

(30) **Foreign Application Priority Data**

Sep. 18, 2014 (JP) 2014-020588

(51) **LOC (10) Cl.** **06-01**

(52) **U.S. Cl.**
USPC **D6/352**

(58) **Field of Classification Search**
USPC D6/334–335, 349–355, 358, 360,
D6/362–365, 370, 374, 381, 691, 691.1,
D6/691.4, 692, 693, 694, 694.2
CPC A47C 9/00; A47C 9/02; A47C 9/002;
A47C 9/007; A47C 9/025; A47C 9/10;
A47C 11/00; A47C 12/00; A47C 13/00;
A47C 16/02; A47C 5/02; A47C 5/04; A47C
5/043; A47C 7/00–7/006; A47C 7/02; A47B
3/00; A47B 3/02; A47B 3/04; A47B 3/12
See application file for complete search history.

(56) **References Cited**

U.S. PATENT DOCUMENTS

D264,898 S *	6/1982	Baker	D6/364
D406,470 S *	3/1999	Lin	D6/349
D419,340 S *	1/2000	Swensson	D6/696.1
D421,535 S *	3/2000	Swensson	D6/696.1
D548,493 S *	8/2007	Diekman	D6/349
D581,703 S *	12/2008	Diekman	D6/349
D610,359 S *	2/2010	Young-il	D6/355
D670,508 S *	11/2012	Barber	D6/364
D681,356 S *	5/2013	Iwasaki	D6/349
D681,967 S *	5/2013	Schoolmeester	D6/349
D746,075 S *	12/2015	Lievore	D6/364

* cited by examiner

Primary Examiner — Vy Koenig

(74) *Attorney, Agent, or Firm* — Sughrue Mion, PLLC

(57) **CLAIM**

The ornamental design for a stool, as shown and described.

DESCRIPTION

FIG. 1 is a perspective view of a stool.
FIG. 2 is a front elevation view thereof.
FIG. 3 is a rear elevation view thereof.
FIG. 4 is a right side elevation view thereof. A left side
elevation view is a mirror image of the right side elevation
view.
FIG. 5 is a top plan view thereof; and,
FIG. 6 is a bottom plan view thereof.

1 Claim, 6 Drawing Sheets




FIG. 1




FIG. 2

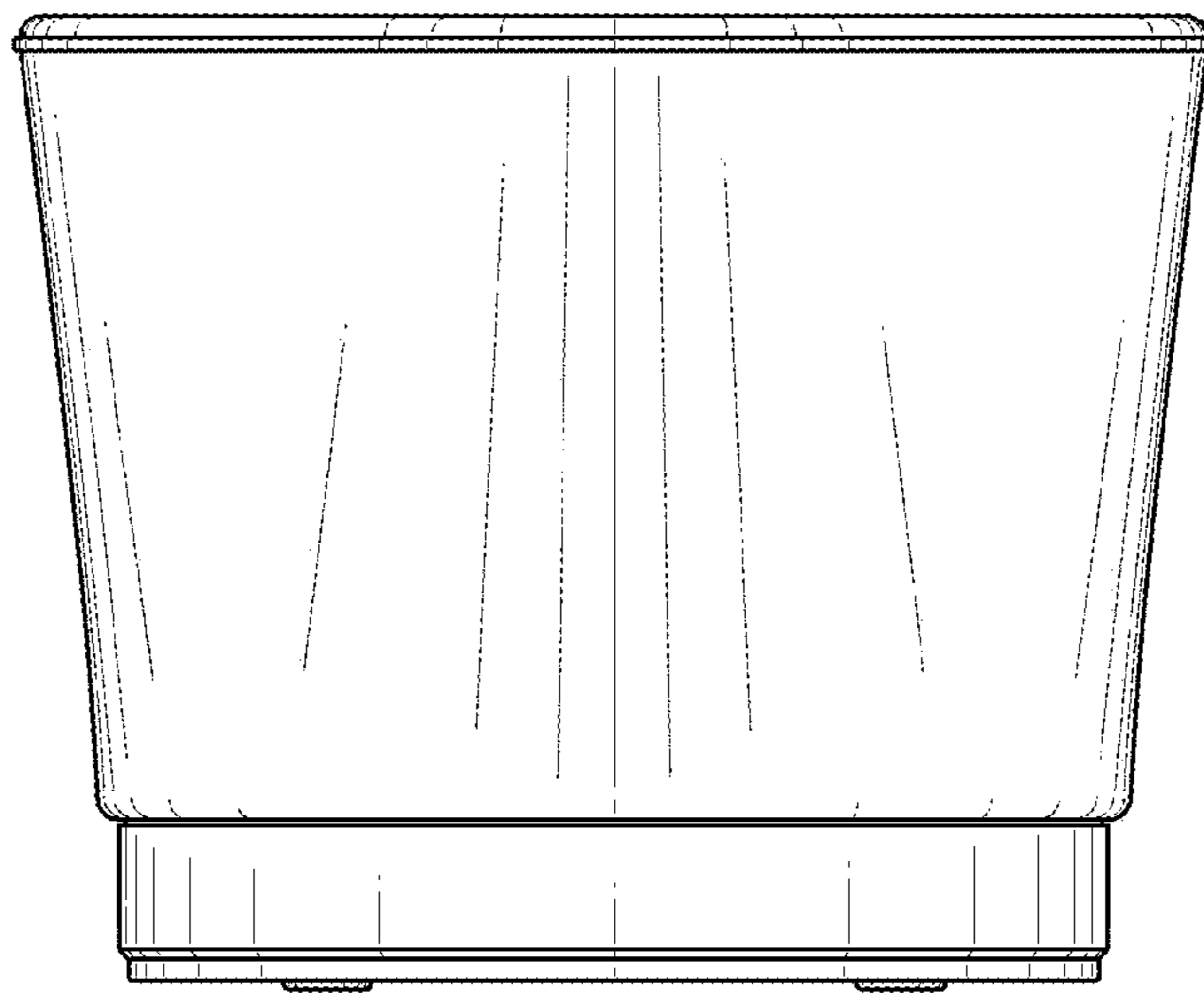


FIG. 3

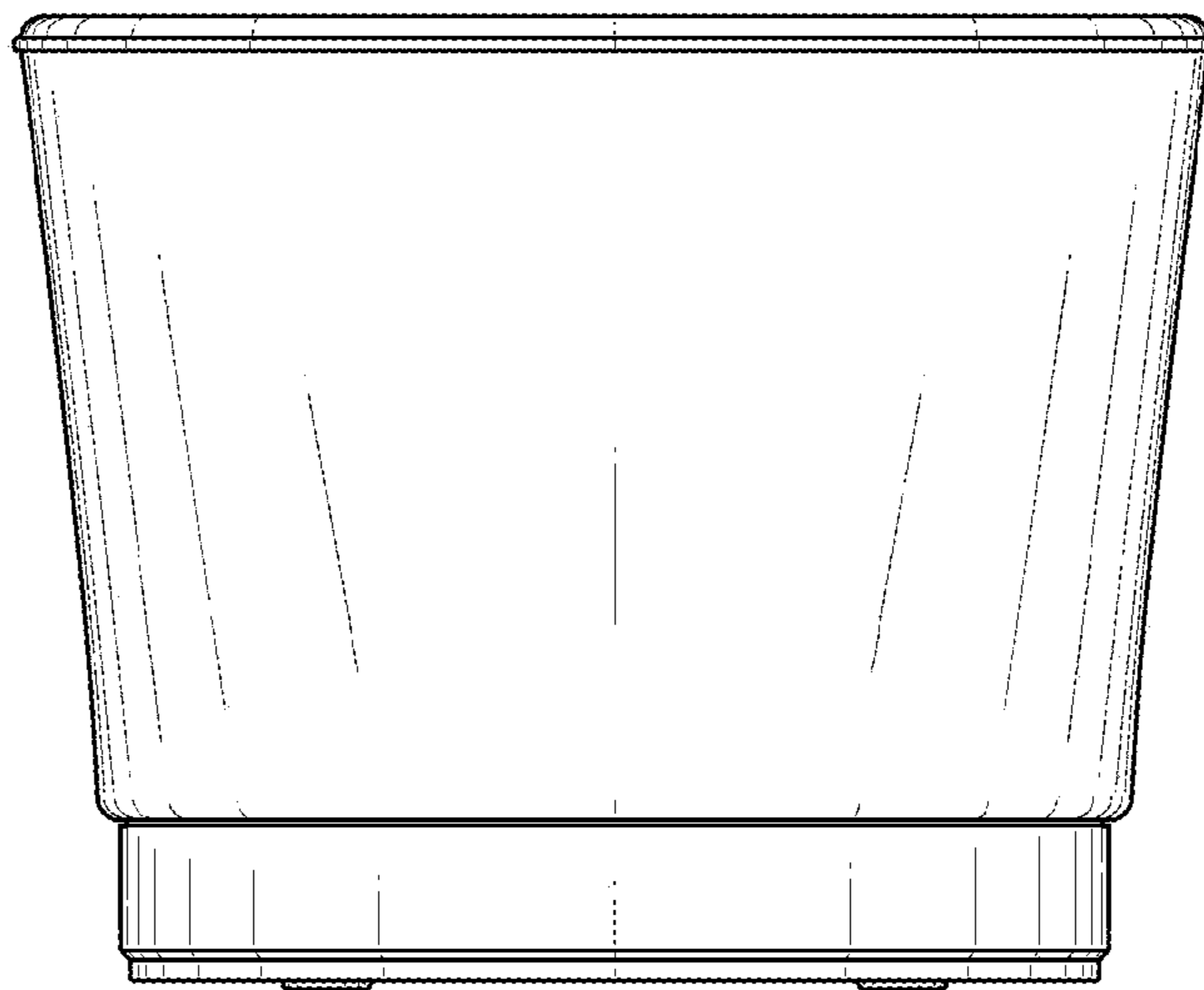


FIG. 4

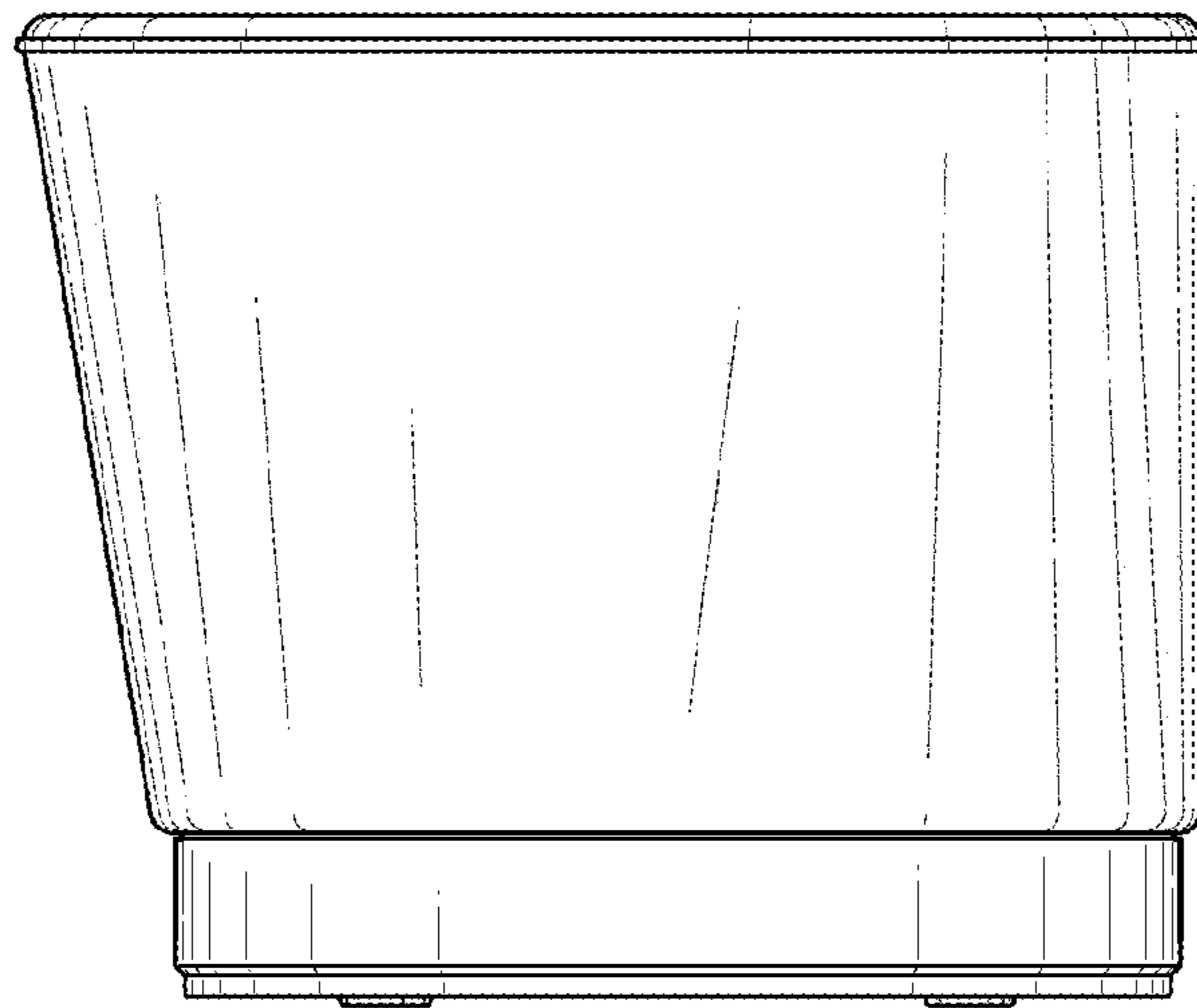


FIG. 5

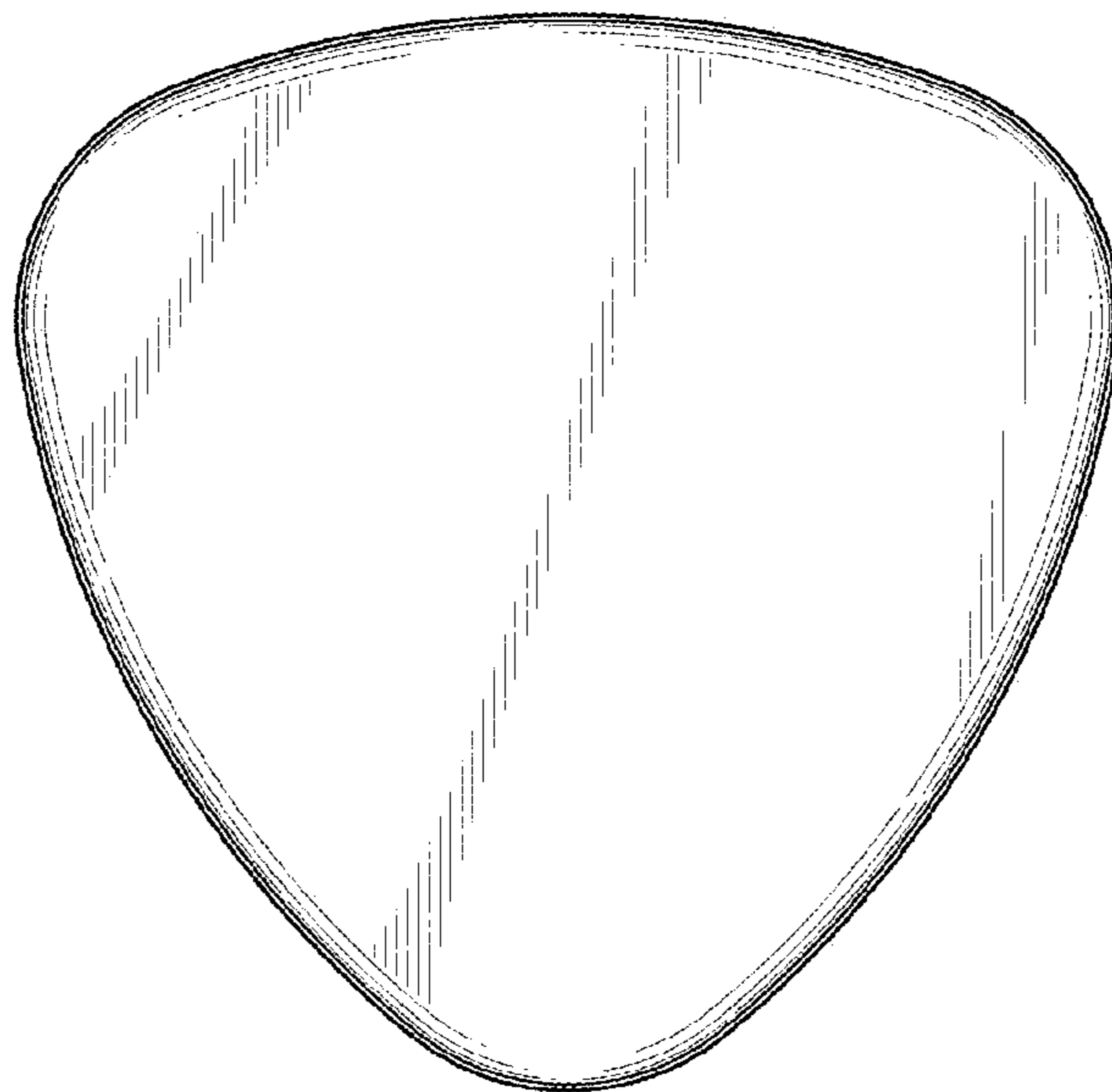


FIG. 6

