

US00D764195S

(12) **United States Design Patent**
Donley

(10) **Patent No.:** **US D764,195 S**
(45) **Date of Patent:** **** Aug. 23, 2016**

- (54) **CHAIR**
- (71) Applicant: **Erik Robert Donley**, Duluth, MN (US)
- (72) Inventor: **Erik Robert Donley**, Duluth, MN (US)
- (**) Term: **14 Years**
- (21) Appl. No.: **29/497,994**
- (22) Filed: **Jul. 30, 2014**

335,656 A	2/1886	Taylor
400,841 A	4/1889	Glocker
664,976 A	1/1901	Sheffy et al.
881,266 A	3/1908	Thompson et al.
2,164,631 A	7/1939	Abell
2,563,700 A	8/1951	Wolf
2,587,010 A	2/1952	Thompson
2,625,208 A	1/1953	Lee
2,629,429 A	2/1953	Baumfeld et al.
2,914,117 A	11/1959	Underwood
3,230,909 A	1/1966	Watson
3,262,405 A	7/1966	Sutton
3,338,189 A	8/1967	Xavier
3,427,074 A	2/1969	Whyte
D218,421 S	8/1970	Crandall
3,547,491 A	12/1970	Bovasso
3,602,160 A	8/1971	Heal et al.

Related U.S. Application Data

- (63) Continuation of application No. 13/451,900, filed on Apr. 20, 2012, now Pat. No. 8,820,841.

(51) **LOC (10) Cl.** **06-01**

(52) **U.S. Cl.**
USPC **D6/351**; D6/349

(58) **Field of Classification Search**
USPC D6/333, 335, 340, 344, 347, 349–355,
D6/358, 360, 362–365, 381, 406.6, 563,
D6/564, 588, 589, 597, 598, 601, 688, 692,
D6/716, 716.1

CPC A47C 1/14; A47C 3/00; A47C 3/04;
A47C 3/14; A47C 3/16; A47C 3/18; A47C
3/20; A47C 3/36; A47C 4/00; A47C 4/03;
A47C 4/28; A47C 4/30; A47C 4/38; A47C
4/42; A47C 4/48; A47C 5/02; A47C 5/04;
A47C 5/043; A47C 7/00–7/006; A47C 7/02;
A47C 9/00; A47C 9/02; A47C 9/002; A47C
9/007; A47C 9/025; A47C 9/10; A47C 11/00;
A47C 12/00; A47C 13/00; A47C 16/02;
A47B 7/00–7/02; A47B 45/00; A47B
47/04–47/045; A47B 3/00; A47B 3/02;
A47B 3/04; A47B 3/12

See application file for complete search history.

(56) **References Cited**

U.S. PATENT DOCUMENTS

- 176,392 A 4/1876 Wirth
- 216,629 A 6/1879 Powell

(Continued)

Primary Examiner — Vy Koenig

(74) *Attorney, Agent, or Firm* — Leanne Taveggia Farrell;
Westman, Champlin & Koehler, P.A.

(57) **CLAIM**

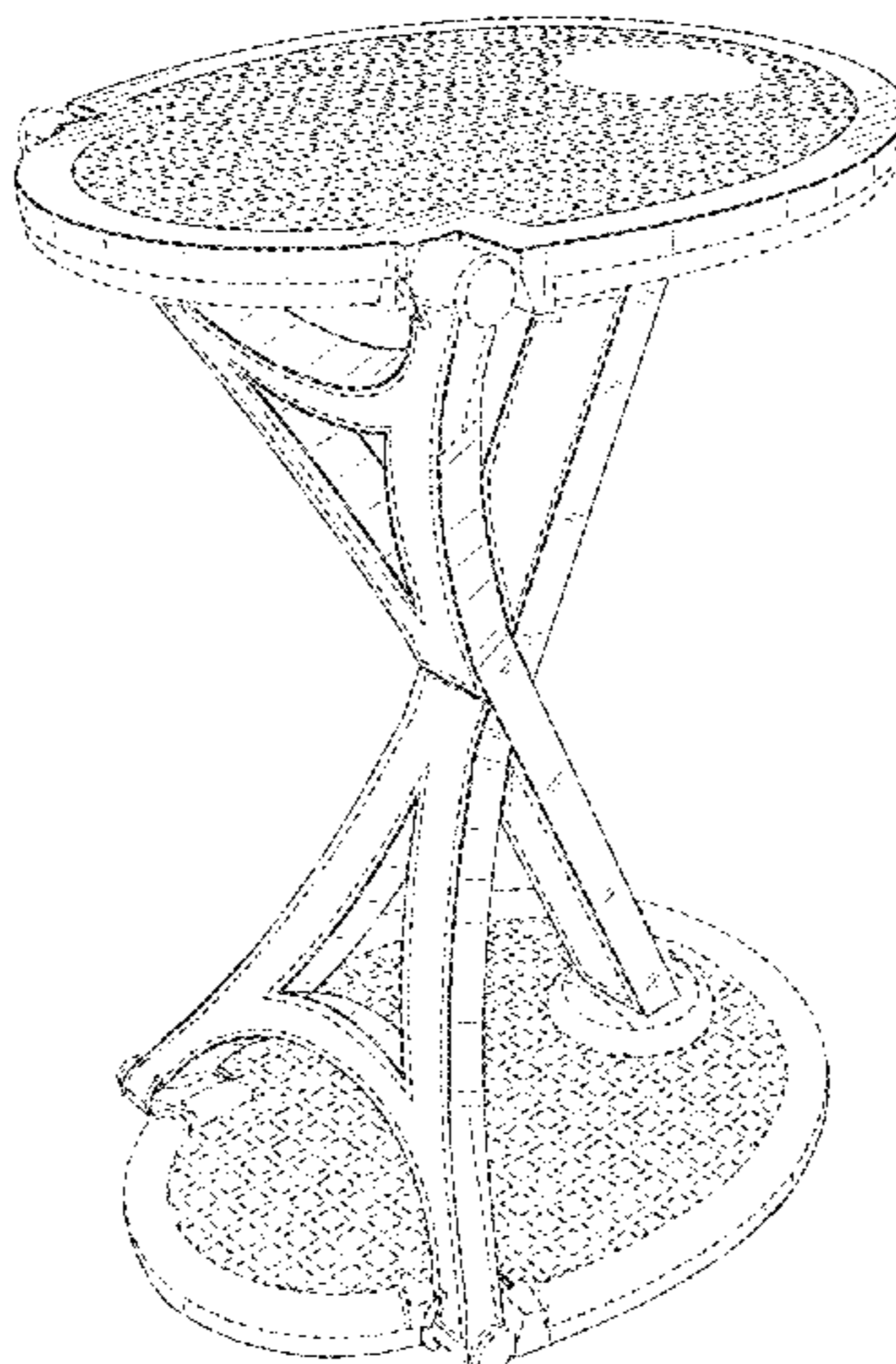
The ornamental design for a chair, as shown and described.

DESCRIPTION

FIG. 1 is a back perspective view of a chair showing my new design;
FIG. 2 is a front view thereof;
FIG. 3 is a back view thereof;
FIG. 4 is a left side view thereof;
FIG. 5 is a right side view thereof;
FIG. 6 is a top view thereof; and,
FIG. 7 is a bottom view thereof.

The dash-dash-dash broken lines shown in the drawings are included for purposes of illustrating portions of the chair that form no part of the claimed design. The long dash-short dash lines included at the angle corners on the top and bottom of the chair represent a boundary of the claim that form no part of the claimed design.

1 Claim, 7 Drawing Sheets



(56)

References Cited

U.S. PATENT DOCUMENTS

3,861,746 A	1/1975	Skinner		5,762,004 A	6/1998	Vashon et al.	
D234,476 S *	3/1975	Rosen	D6/352	5,813,721 A	9/1998	Arcidiacono	
4,077,668 A	3/1978	Puccinelli		6,109,695 A	8/2000	Kahwaji	
4,094,505 A	6/1978	Beall, Jr.		D431,938 S *	10/2000	Lewis	D6/349
4,190,001 A	2/1980	Cecala		6,257,660 B1	7/2001	Calvey	
4,379,554 A	4/1983	Schuyler et al.		D457,740 S	5/2002	Rosa	
4,544,203 A	10/1985	Younger et al.		D523,251 S	6/2006	Parpala	
4,592,287 A	6/1986	Thygeson		D553,371 S	10/2007	Haskell	
D284,529 S *	7/1986	Reed	D6/353	D555,918 S *	11/2007	Massaud	D6/349
4,712,837 A	12/1987	Swilley		D557,529 S *	12/2007	Cheng	D6/708
5,470,038 A	11/1995	Clark		8,002,651 B2	8/2011	Babolat	
5,584,254 A	12/1996	Williams		8,020,497 B2	9/2011	Ossorguine	
5,647,285 A	7/1997	Steward		D689,705 S *	9/2013	Gustafson	D6/353
5,690,379 A	11/1997	Cayssials		D699,454 S *	2/2014	Starck	D6/349
				D720,143 S *	12/2014	Barber	D6/349
				D737,526 S *	8/2015	Hong	D30/118
				D739,167 S *	9/2015	Barber	D6/692

* cited by examiner

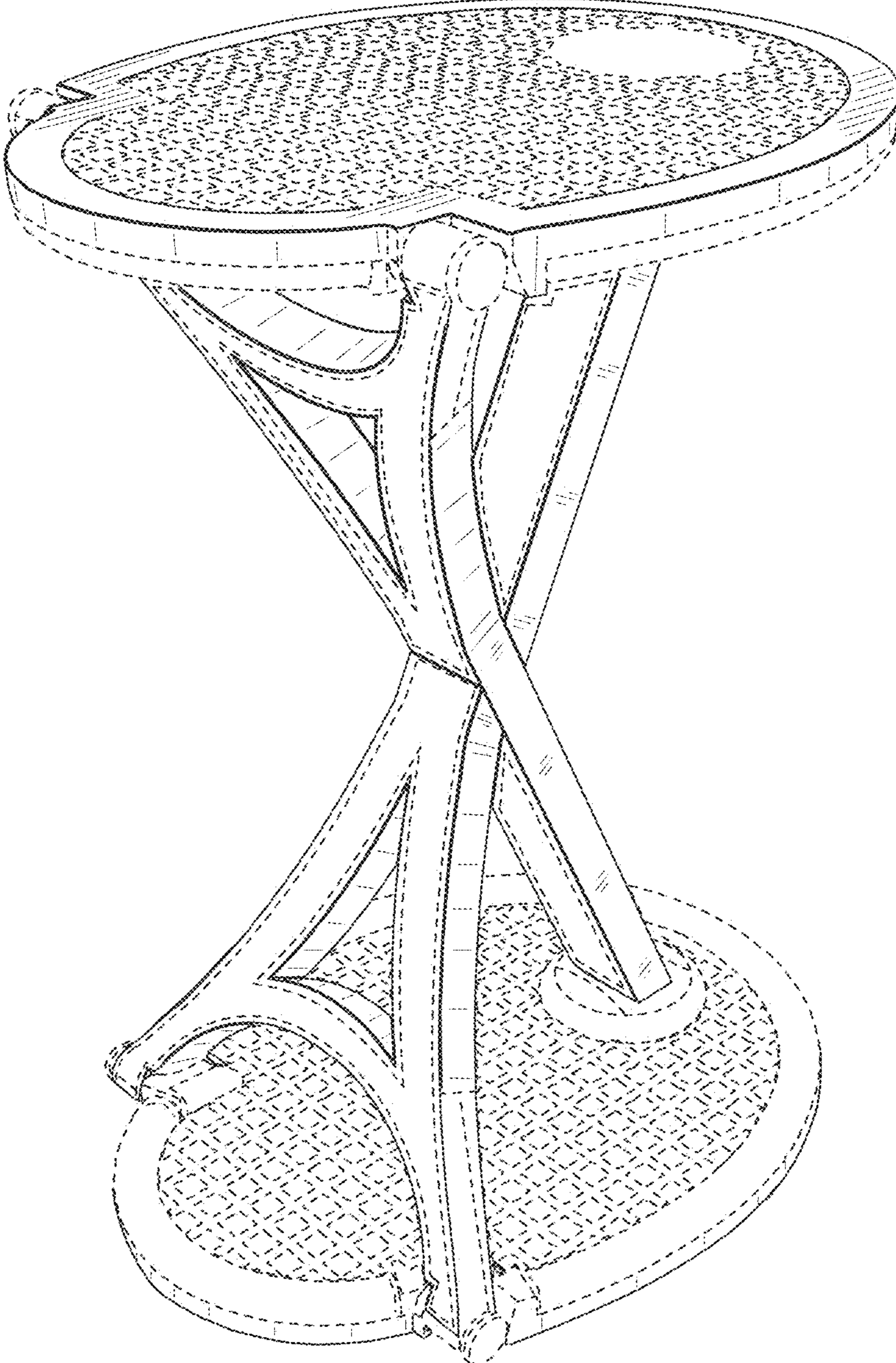


Fig. 1

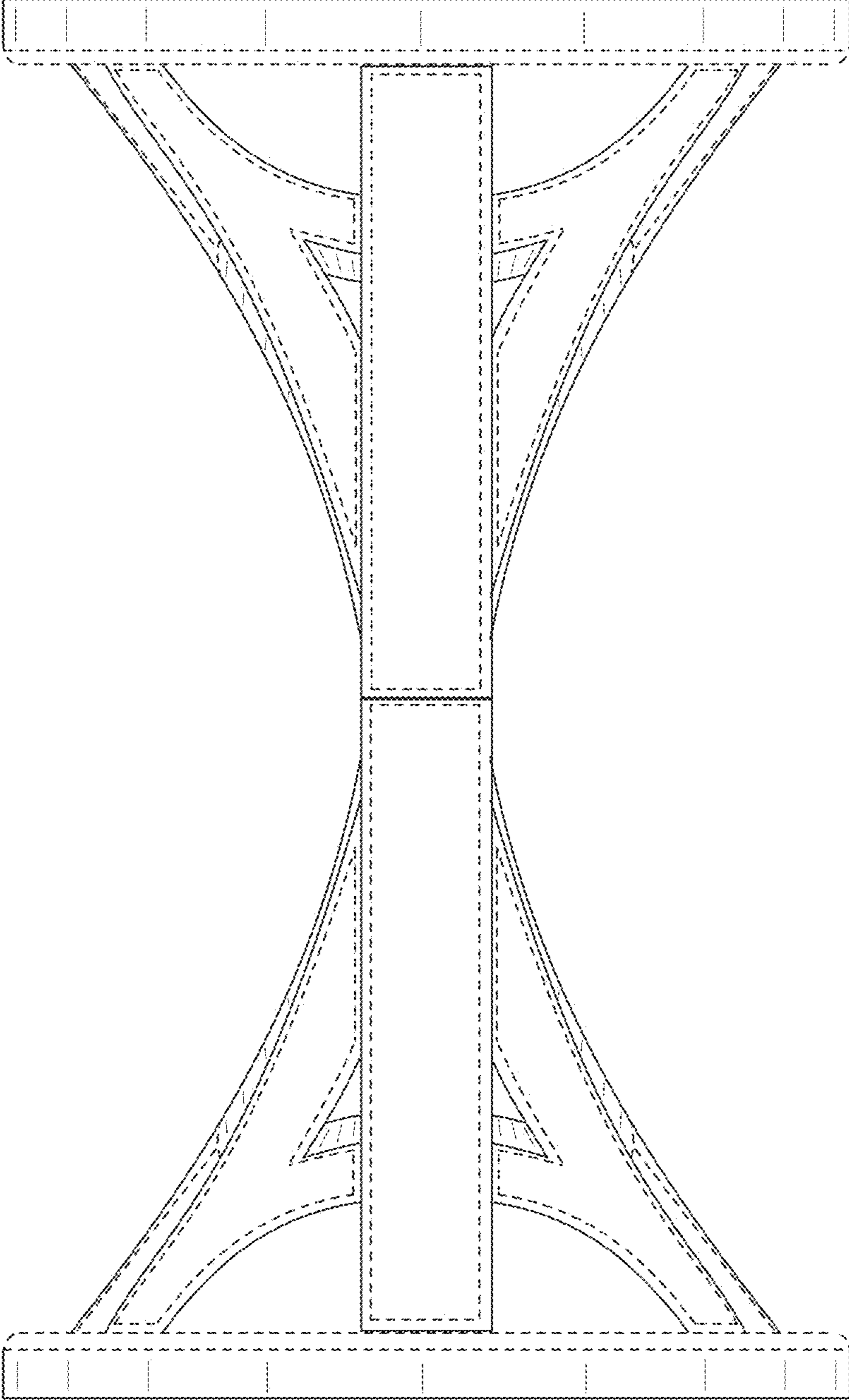


Fig. 2

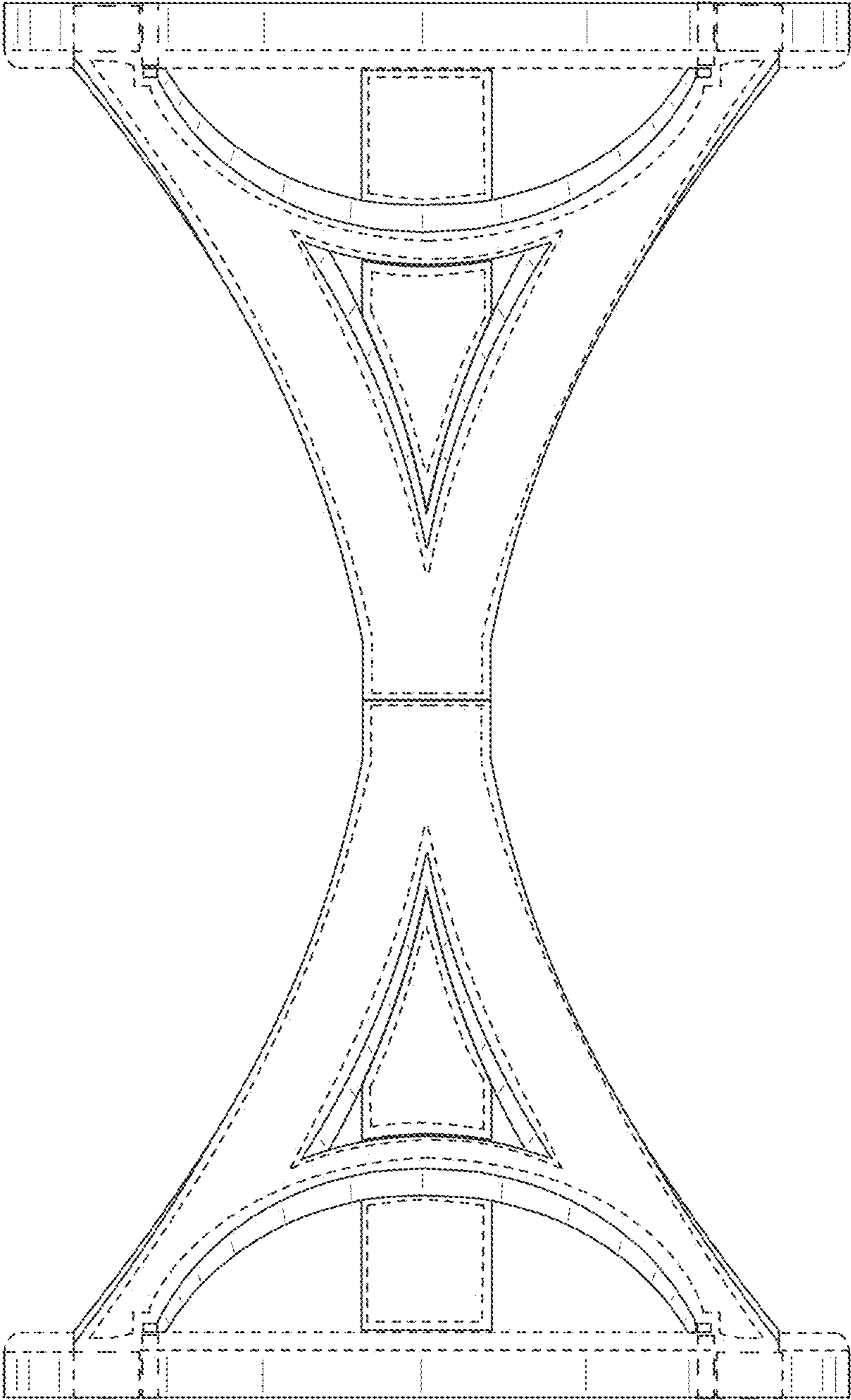


Fig. 3

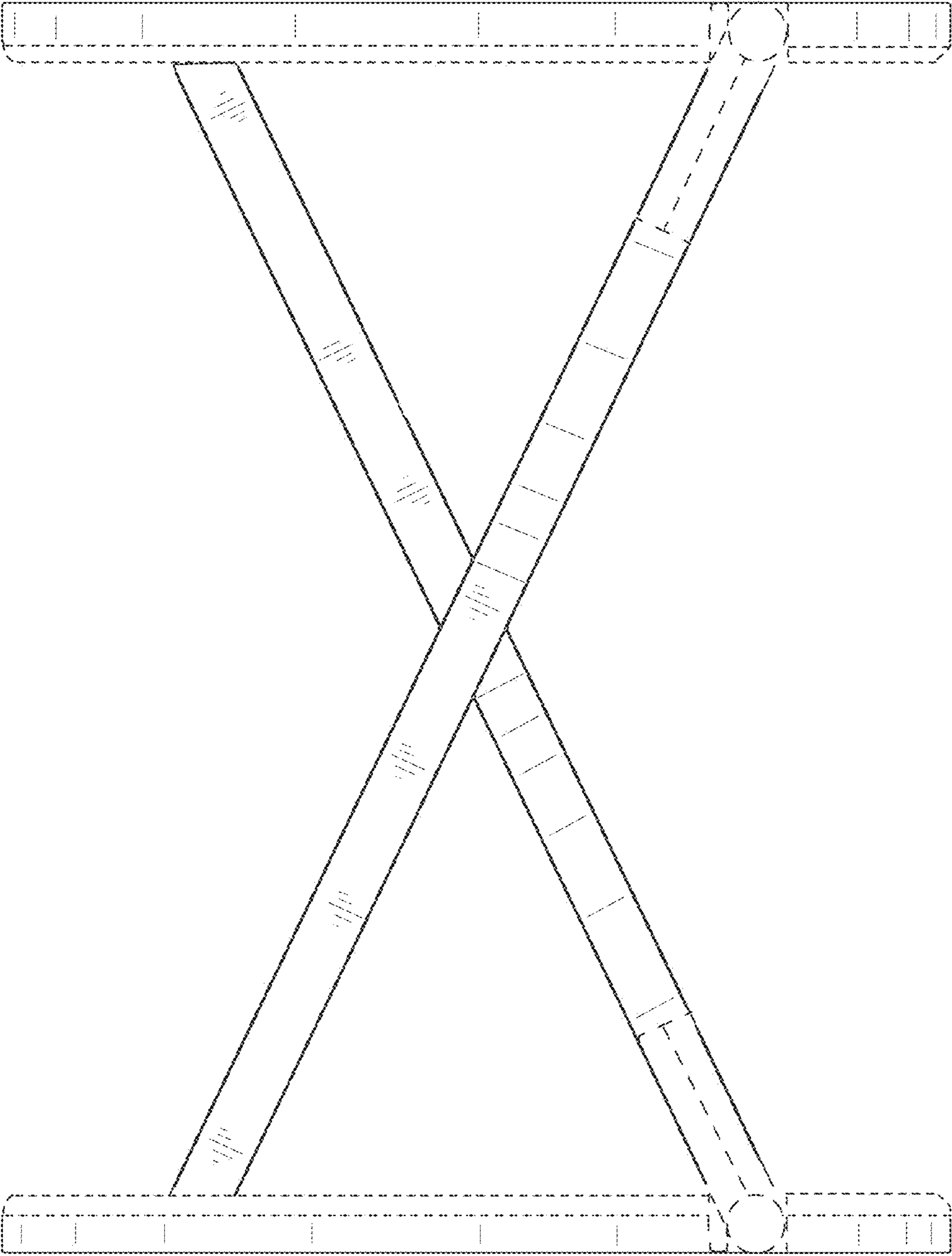


Fig. 4

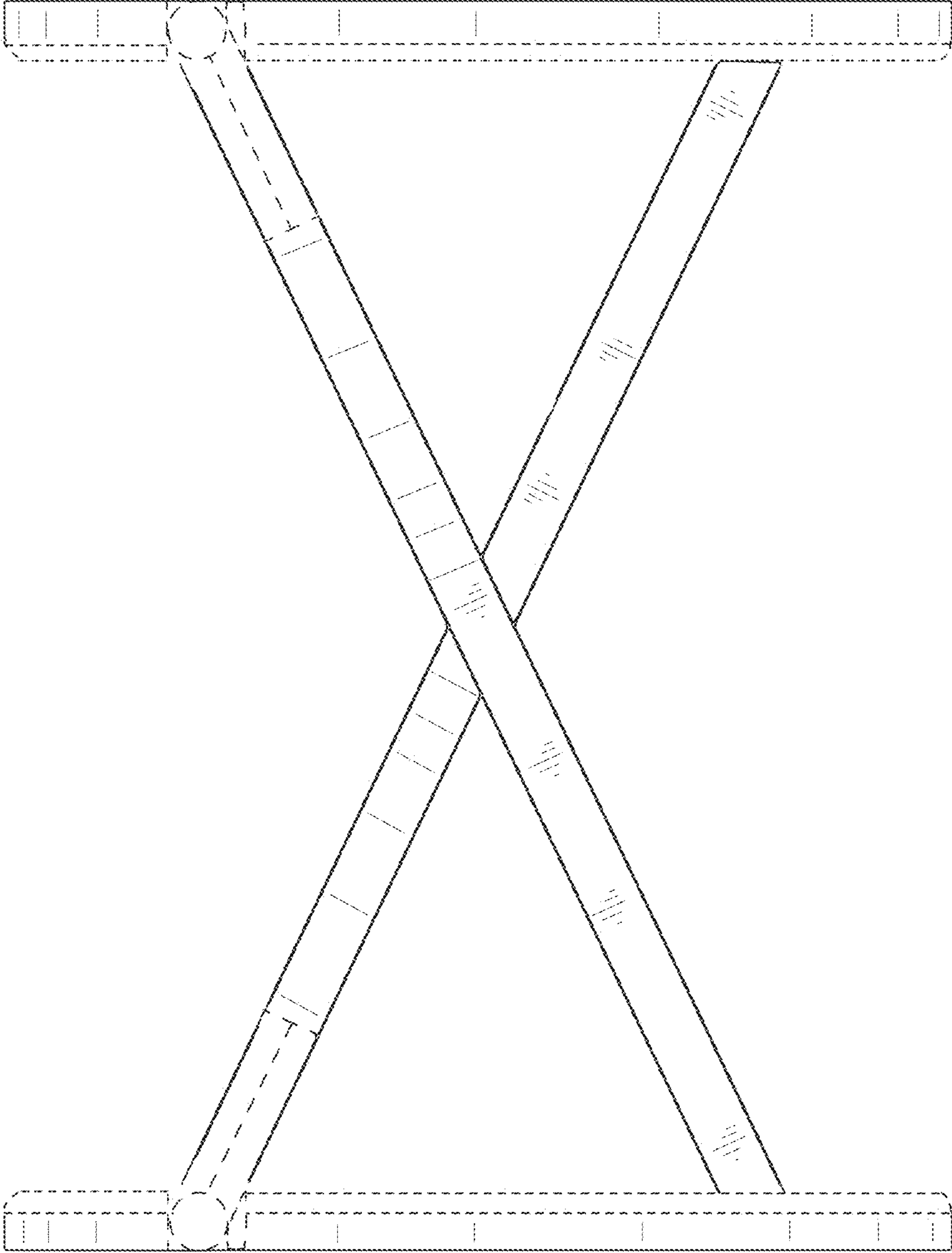


Fig. 5

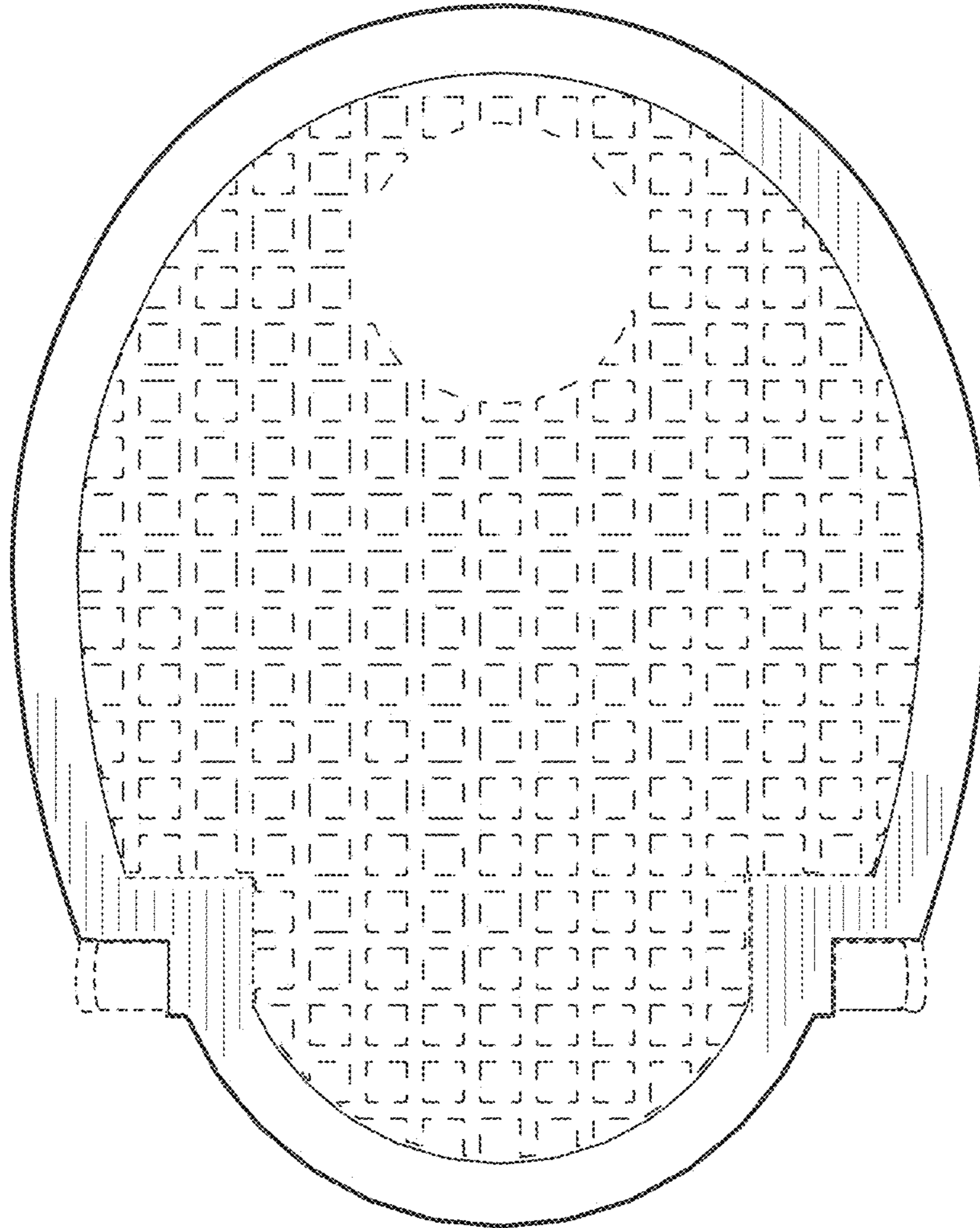


Fig. 6

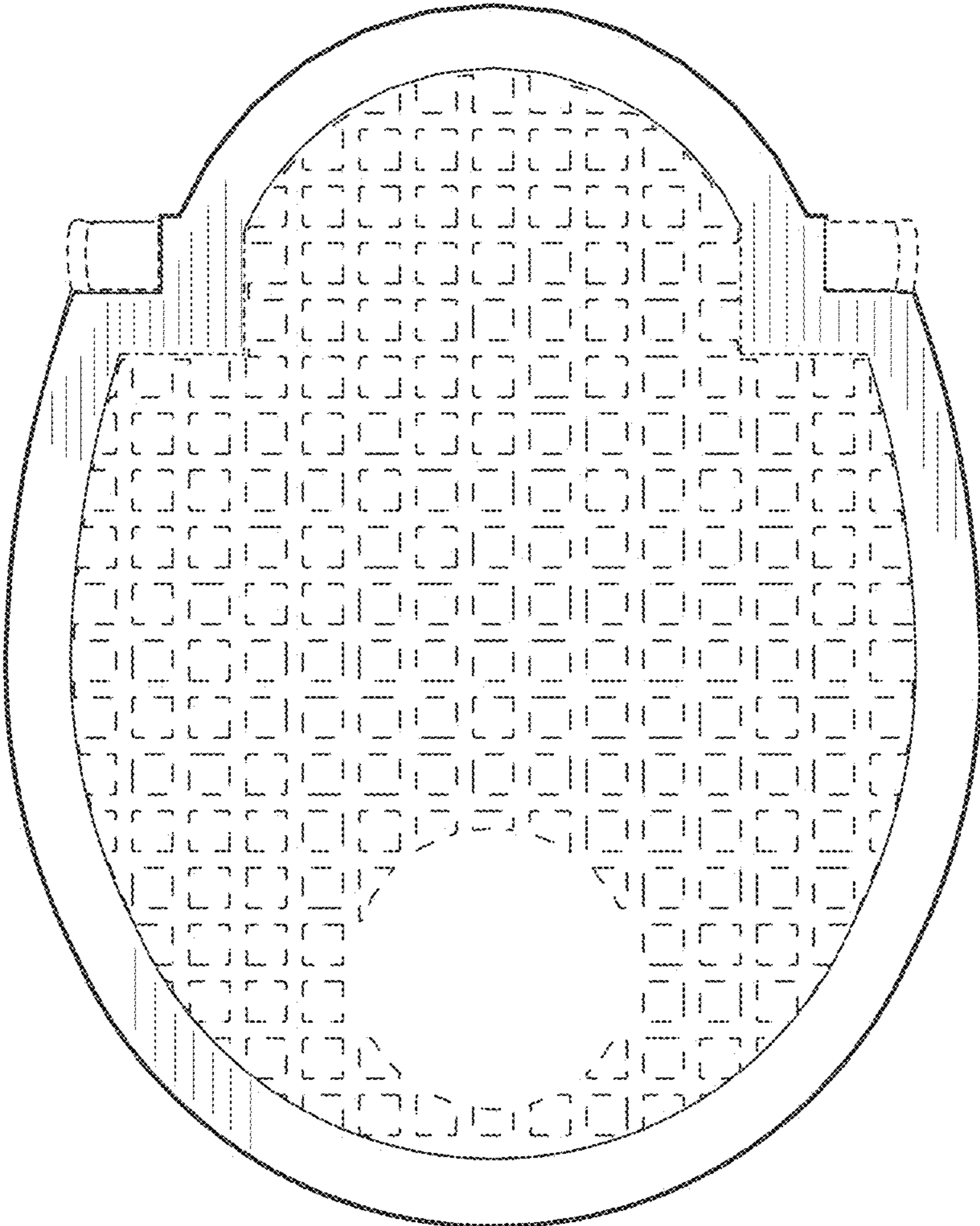


Fig. 7