

US00D764162S

(12) **United States Design Patent**
Seda

(10) **Patent No.:** **US D764,162 S**

(45) **Date of Patent:** **** Aug. 23, 2016**

(54) **INSULATED COVER WITH BOTTOM FOR ONE GALLON JUG**

(71) Applicant: **Haggai Seda**, Jacksonville, FL (US)

(72) Inventor: **Haggai Seda**, Jacksonville, FL (US)

(**) Term: **15 Years**

(21) Appl. No.: **29/531,098**

(22) Filed: **Jun. 23, 2015**

(51) **LOC (10) Cl.** **03-01**

(52) **U.S. Cl.**
USPC **D3/202**

(58) **Field of Classification Search**
USPC D3/201, 202, 229, 224, 226, 231, 233,
D3/269, 300, 315; D9/455, 706, 707, 711,
D9/751, 756; D7/507, 605, 607, 624.2
CPC B65D 2571/0066; B65D 2571/00716;
B65D 2571/00141; B65D 77/24; B65D
81/3876; B65D 23/102; A45C 11/20
See application file for complete search history.

(56) **References Cited**

U.S. PATENT DOCUMENTS

D340,583 S *	10/1993	Kahn	D3/202
D379,711 S *	6/1997	Fitzgerald	D3/202
D388,663 S *	1/1998	Rausch	D3/202
D399,049 S *	10/1998	Adams	D3/202
D404,564 S *	1/1999	Rausch	D3/229
D406,989 S *	3/1999	Rausch	D3/202

D415,390 S *	10/1999	Winnington-Ingram	D3/202
D447,862 S *	9/2001	Vagelatos	D3/202
D514,897 S *	2/2006	Hoffman	D7/607
D540,030 S *	4/2007	Schnackenberg	D3/202
D549,446 S *	8/2007	Lown	D3/202
D569,097 S *	5/2008	Leslie	D3/202
D615,364 S *	5/2010	Fryman	D3/229
D622,954 S *	9/2010	Porter-Young	D3/202
D691,790 S *	10/2013	Denzinger	D3/202
D729,590 S *	5/2015	Steiger	D7/607
2013/0048594 A1 *	2/2013	Young	B65D 81/3876 215/386

* cited by examiner

Primary Examiner — John Windmuller

Assistant Examiner — Steven Czyz

(74) *Attorney, Agent, or Firm* — L. Jack Gibney; Mitchell R. Ghaneie

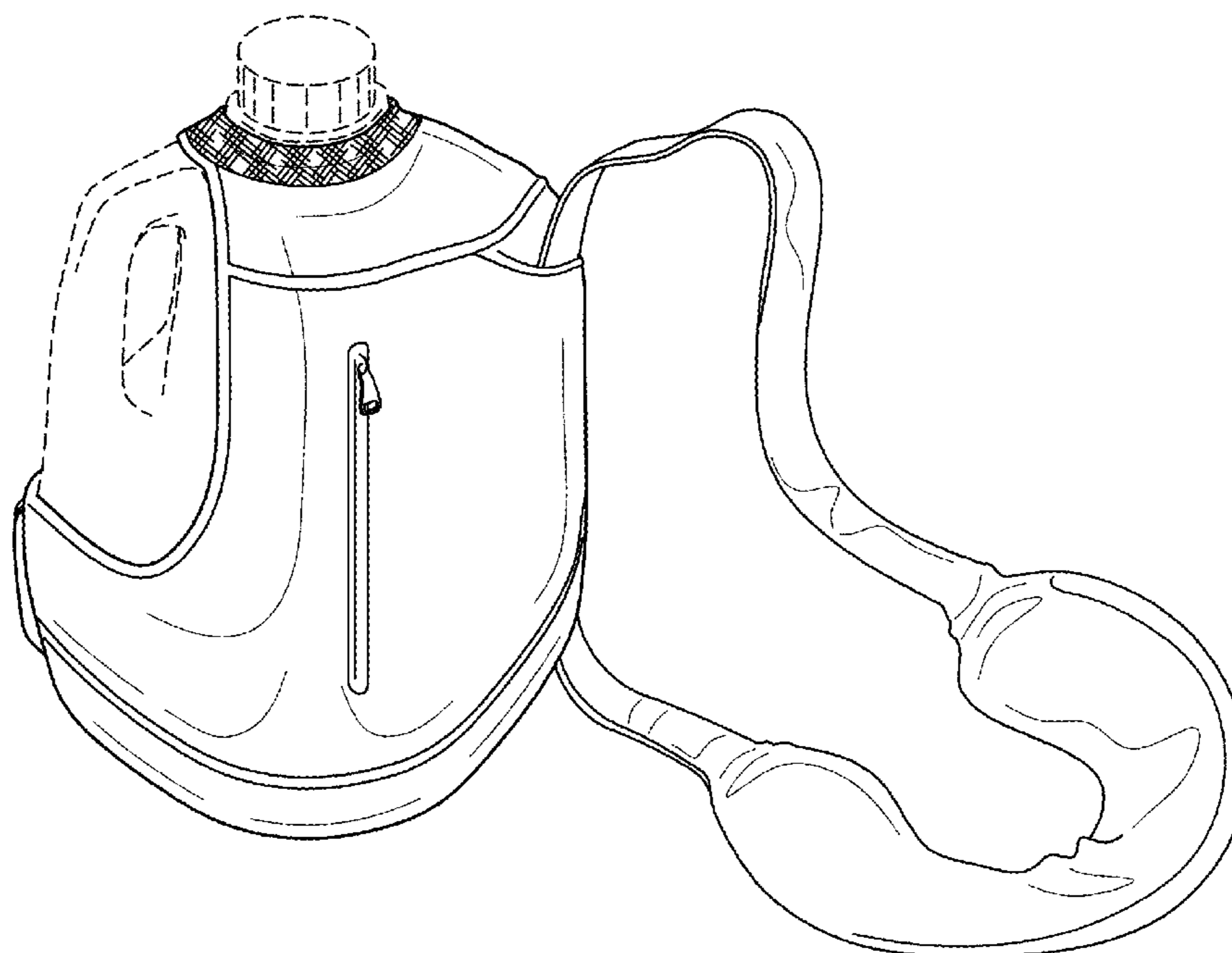
(57) **CLAIM**

The ornamental design for an insulated cover with bottom for one gallon jug, as shown and described.

DESCRIPTION

FIG. 1 is an isometric elevational view of an insulated cover with bottom for one gallon jug showing my new design; FIG. 2 is a front view thereof; FIG. 3 is a rear view thereof; FIG. 4 is an isometric view, shown with the strap broken-away for ease of disclosure; and, FIG. 5 is a cross-sectional view taken along line 5-5 of FIG. 2. The broken lines depict portions of the article and environment that form no part of the claimed design.

1 Claim, 5 Drawing Sheets



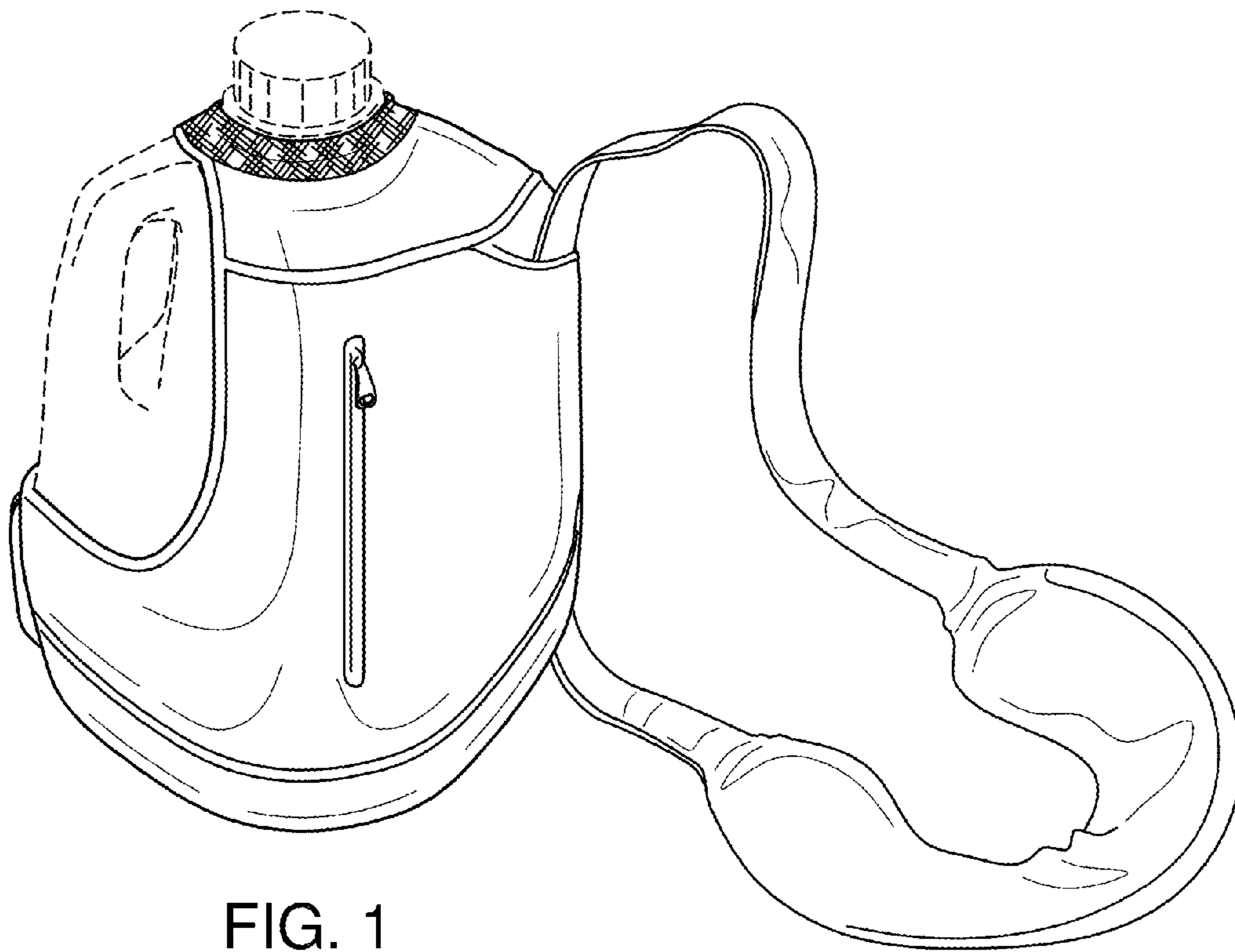
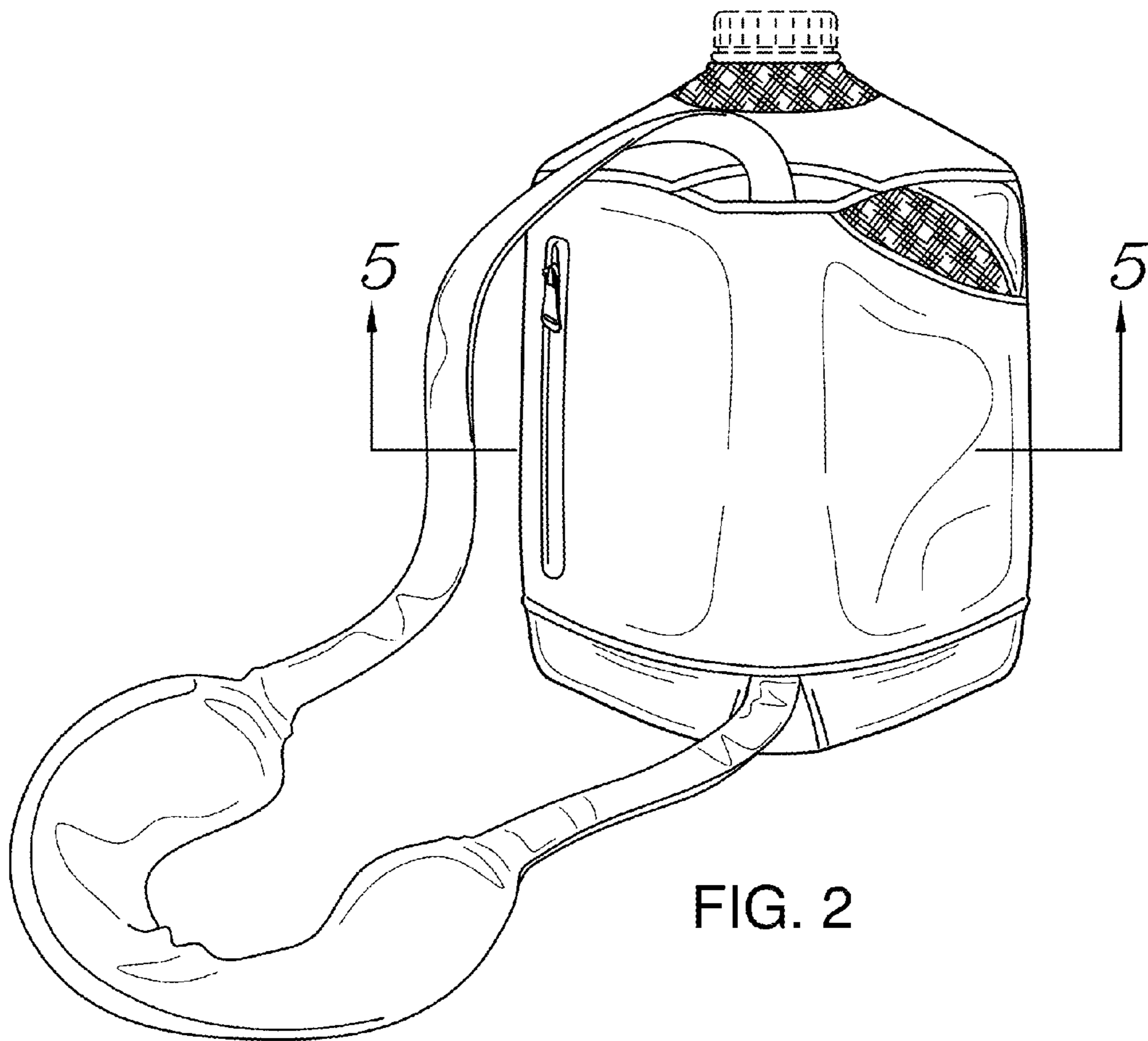


FIG. 1



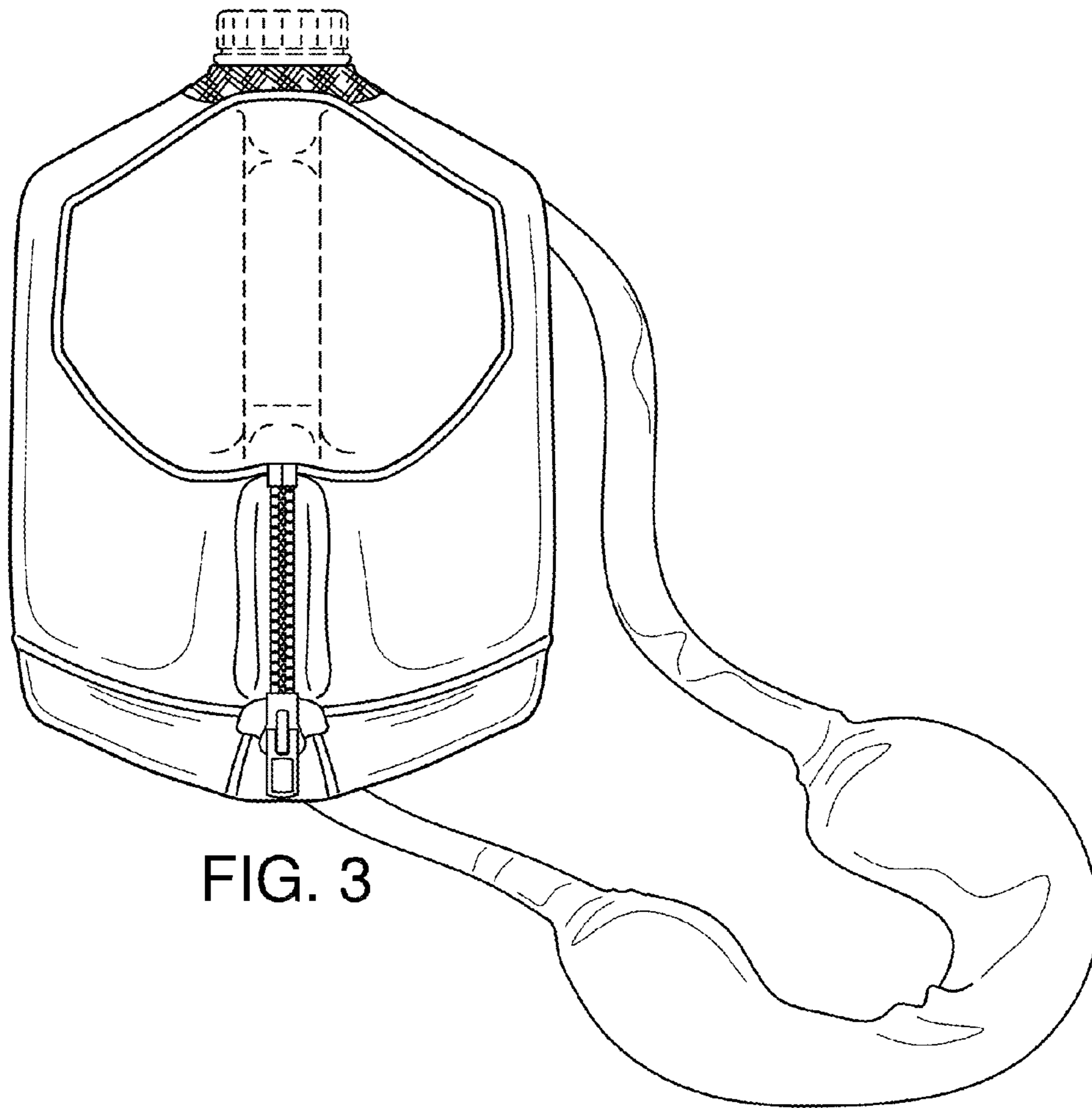


FIG. 3

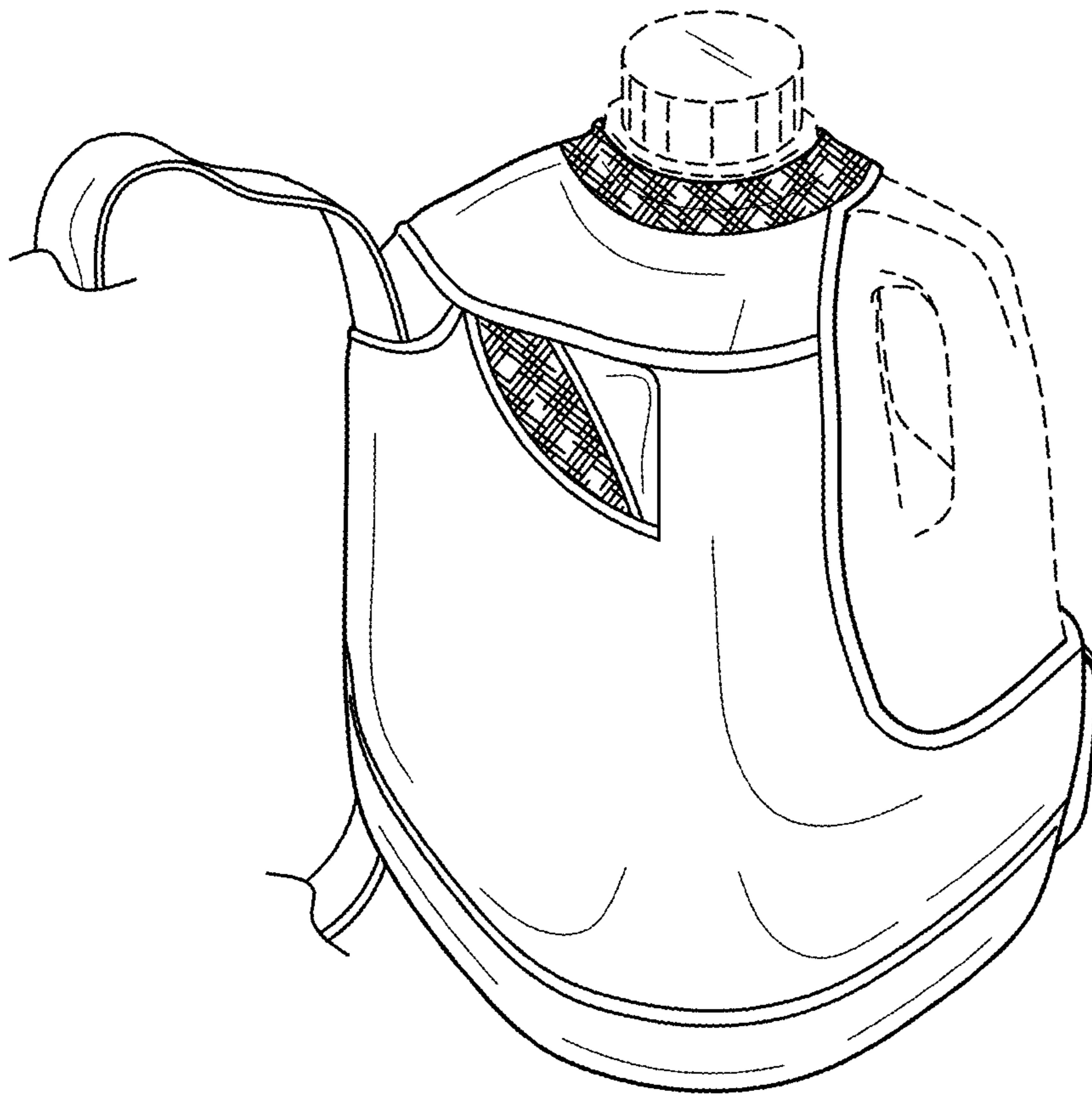


FIG. 4

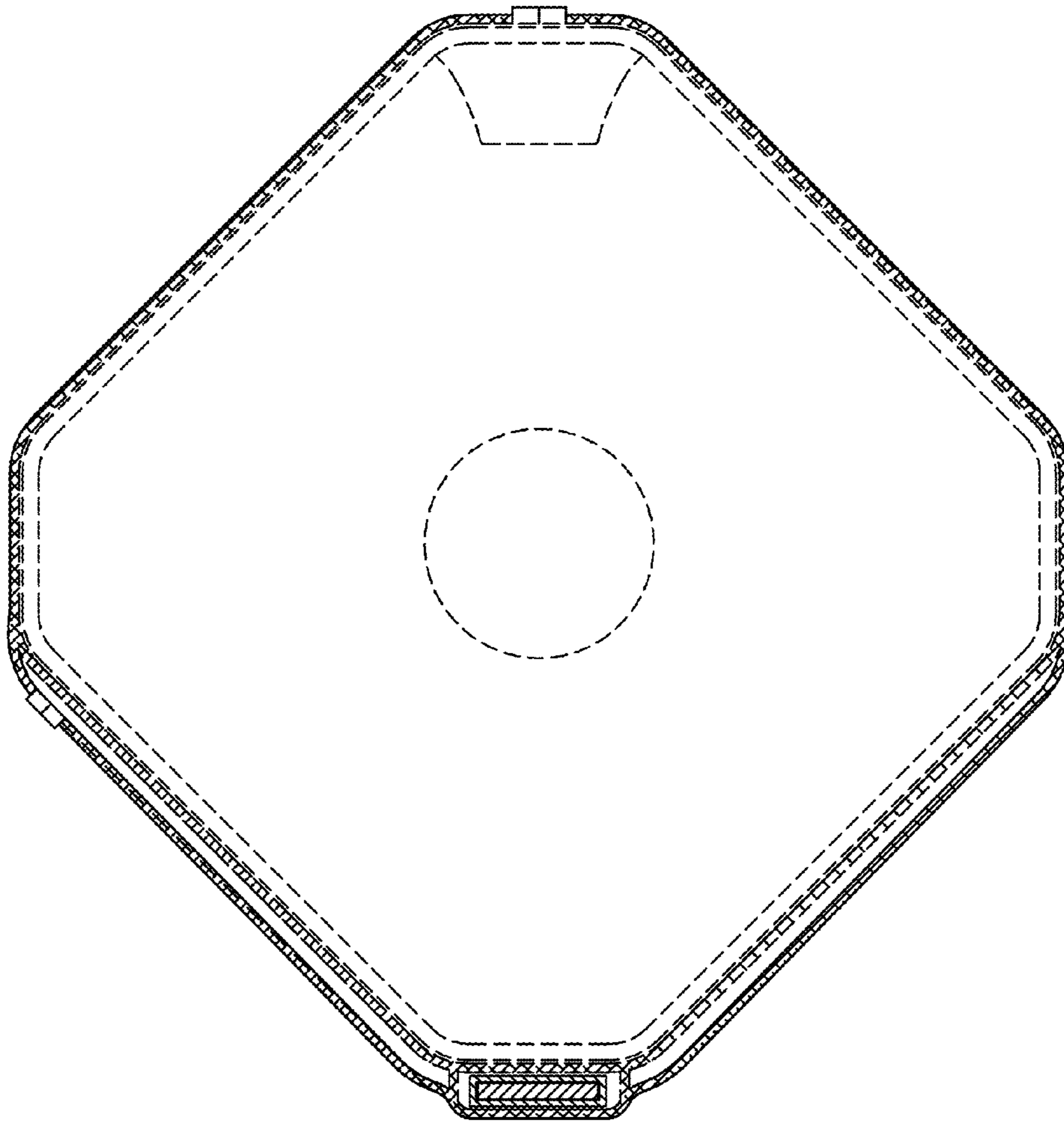


FIG. 5