



US00D764157S

(12) **United States Design Patent** (10) **Patent No.:** **US D764,157 S**
Bacon (45) **Date of Patent:** **** Aug. 23, 2016**

- (54) **GOLF SHOE UPPER**
- (71) Applicant: **Acushnet Company**, Fairhaven, MA
(US)
- (72) Inventor: **Jonathan G. Bacon**, East Taunton, MA
(US)
- (73) Assignee: **Acushnet Company**, Fairhaven, MA
(US)
- (**) Term: **14 Years**
- (21) Appl. No.: **29/525,890**
- (22) Filed: **May 4, 2015**
- (51) **LOC (10) Cl.** **02-99**
- (52) **U.S. Cl.**
USPC **D2/969**
- (58) **Field of Classification Search**
USPC D2/902, 906–908, 944, 969, 972–974
CPC A43B 13/181; A43B 13/141; A43B 13/186;
A43B 13/188; A43B 23/00; A43B 23/02;
A43B 5/00; A43B 23/26; A43B 1/04; A43B
11/14; A43B 7/00; A43C 1/00; A43C 1/04;
A43C 1/06
See application file for complete search history.

- D541,516 S * 5/2007 Lane, III D2/969
D546,546 S * 7/2007 Chang D2/972
D549,950 S * 9/2007 Hui D2/972
D552,339 S * 10/2007 Gay D2/972
D560,339 S 1/2008 Lane, III et al.
D560,341 S 1/2008 Mochen
D561,453 S 2/2008 Lane, III et al.
D565,283 S * 4/2008 Smith D2/902
D571,997 S 7/2008 Teeter et al.

(Continued)

Primary Examiner — Dominic Simone
(74) *Attorney, Agent, or Firm* — Daniel W. Sullivan

(57) **CLAIM**
The ornamental design for a golf shoe upper, as shown and described.

DESCRIPTION

FIG. 1 is a top perspective view of the golf shoe upper of this invention;
FIG. 2 is a top plan view of the golf shoe upper of this invention;
FIG. 3 is a lateral side elevation view of the golf shoe upper of this invention;
FIG. 4 is a medial side elevation view of the golf shoe upper of this invention;
FIG. 5 is a bottom plan view of the golf shoe upper of this invention;
FIG. 6 is a front elevation view of the golf shoe upper of this invention; and,
FIG. 7 is a rear elevation view of the golf shoe upper of this invention.
In FIGS. 1-7, the broken lines on the top surface of the shoe represent thread stitching. The broken lines showing a FJ logo form no part of the claimed design. Also, the different stippling shown on the top surface of the shoe indicates a contrast in texture between the respective areas of the top surface and is not surface shading. The broken lines on the bottom surface of the shoe showing a shoe outsole including cleats form no part of the claimed design.

- (56) **References Cited**
- U.S. PATENT DOCUMENTS
- D90,235 S * 7/1933 Daniels D2/972
D448,148 S * 9/2001 Matis D2/969
D499,875 S * 12/2004 Lozano D2/972
D511,882 S 11/2005 Robinson, Jr. et al.
D512,556 S 12/2005 Lane, III et al.
D512,822 S 12/2005 Robinson, Jr. et al.
D513,663 S 1/2006 Lane, III et al.
D513,857 S * 1/2006 Hlavacs D2/972
D524,016 S * 7/2006 Robinson, Jr. D2/902
D525,768 S 8/2006 Robinson, Jr. et al.
D533,706 S * 12/2006 Lane, III D2/906
D541,025 S 4/2007 Mochen

1 Claim, 4 Drawing Sheets



(56)

References Cited

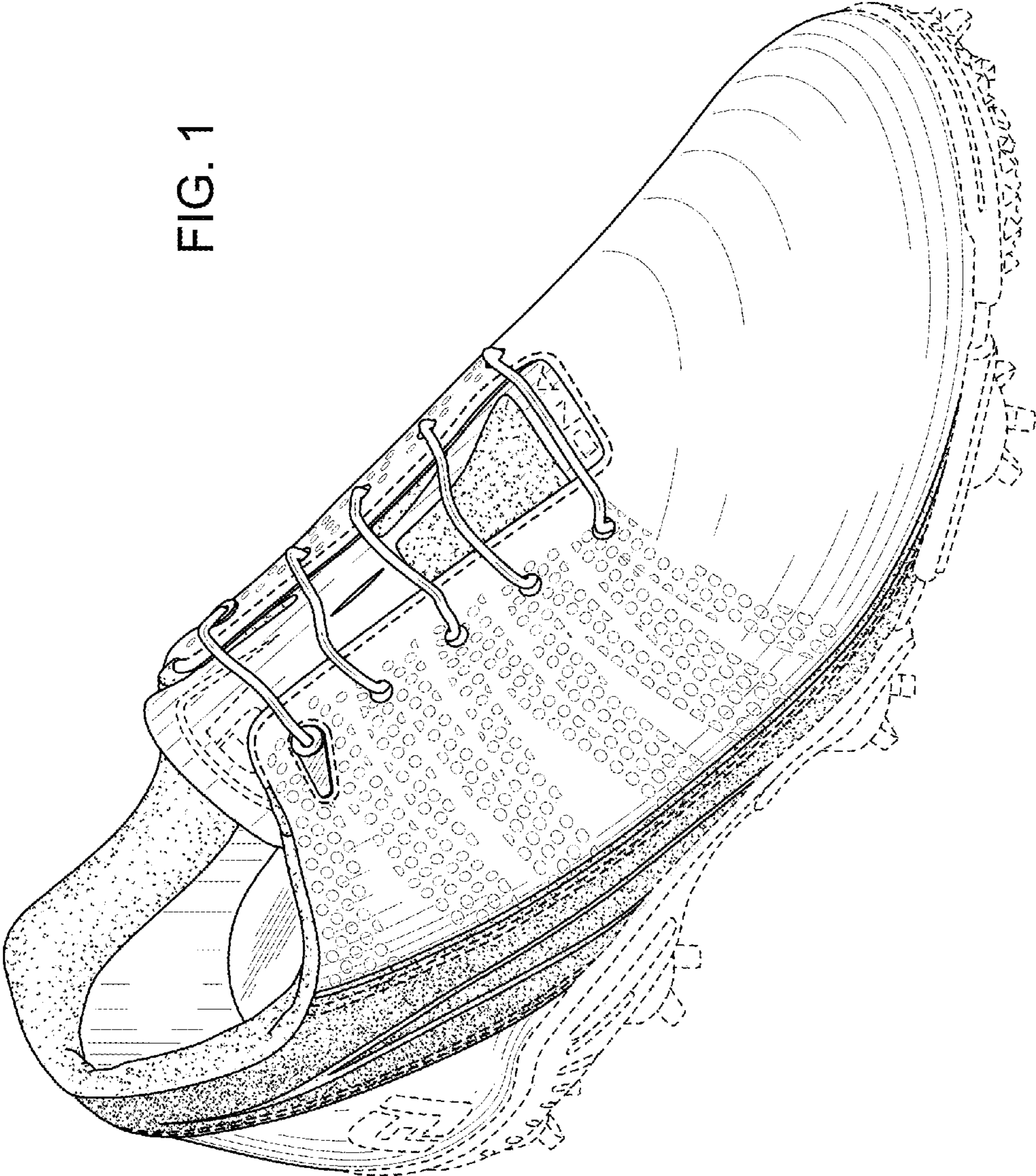
U.S. PATENT DOCUMENTS

D609,450 S * 2/2010 Dombrow D2/969
D628,786 S 12/2010 Lane, III
D630,831 S 1/2011 Lane, III
D636,582 S * 4/2011 Petrie D2/972
D654,680 S * 2/2012 Mochen D2/906
D654,681 S * 2/2012 Bacon D2/906
D661,478 S 6/2012 Lane

D674,588 S * 1/2013 Minami D2/972
D675,424 S * 2/2013 Williams, Jr. D2/972
D693,109 S * 11/2013 Taylor D2/972
D694,506 S * 12/2013 Anceresi D2/972
D707,438 S * 6/2014 Taylor D2/972
D714,043 S * 9/2014 O'Connor D2/972
D722,759 S 2/2015 Weddle
D722,760 S 2/2015 Lane
D726,401 S 4/2015 Teeter
D728,205 S 5/2015 Weddle et al.

* cited by examiner

FIG. 1



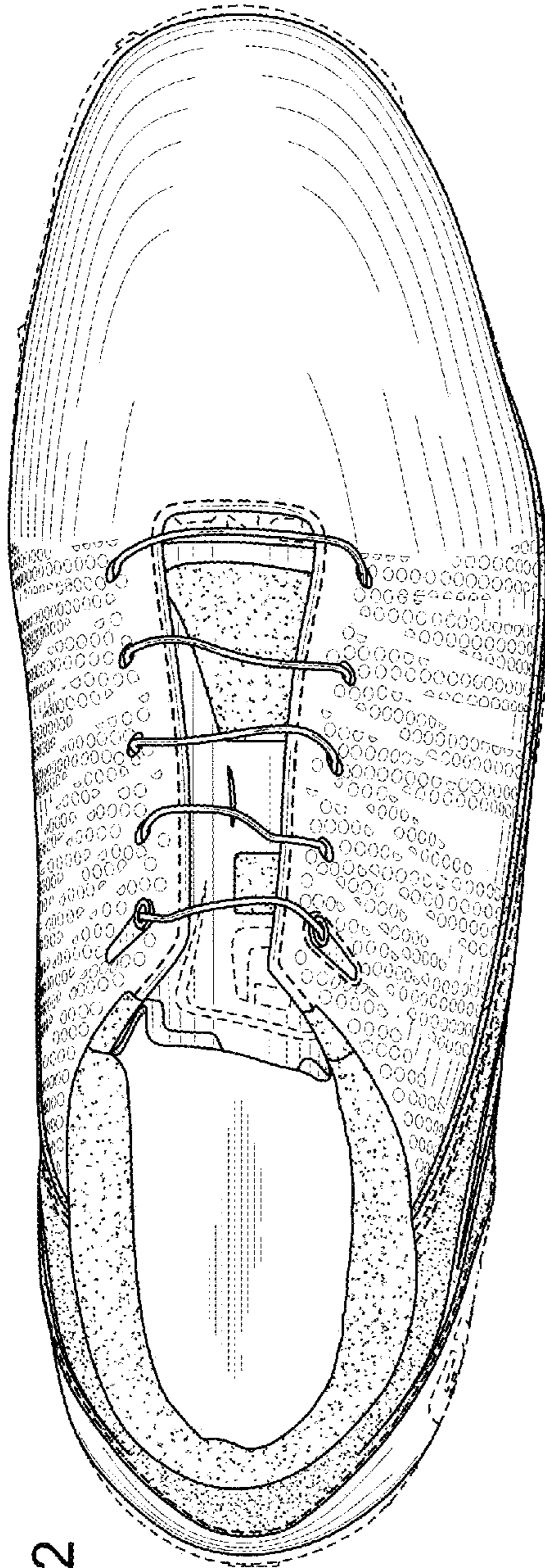


FIG. 2

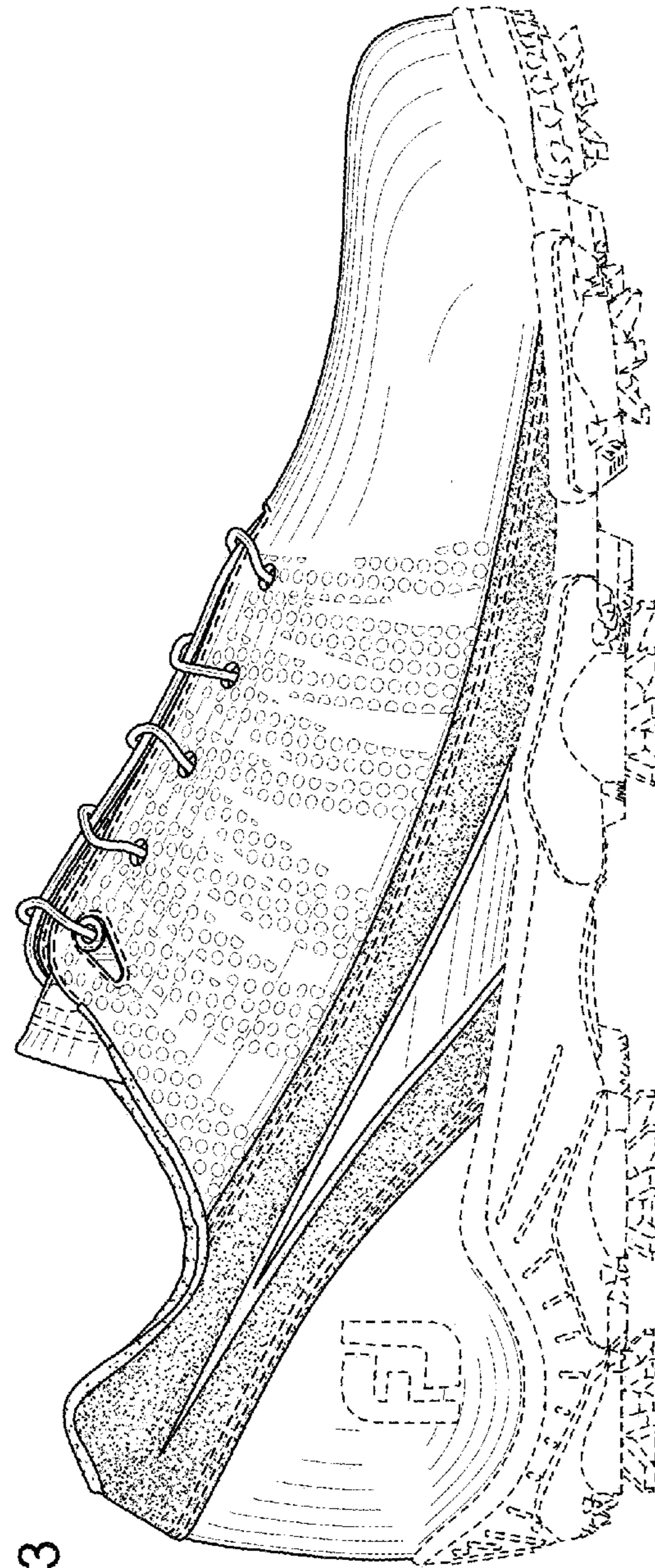


FIG. 3

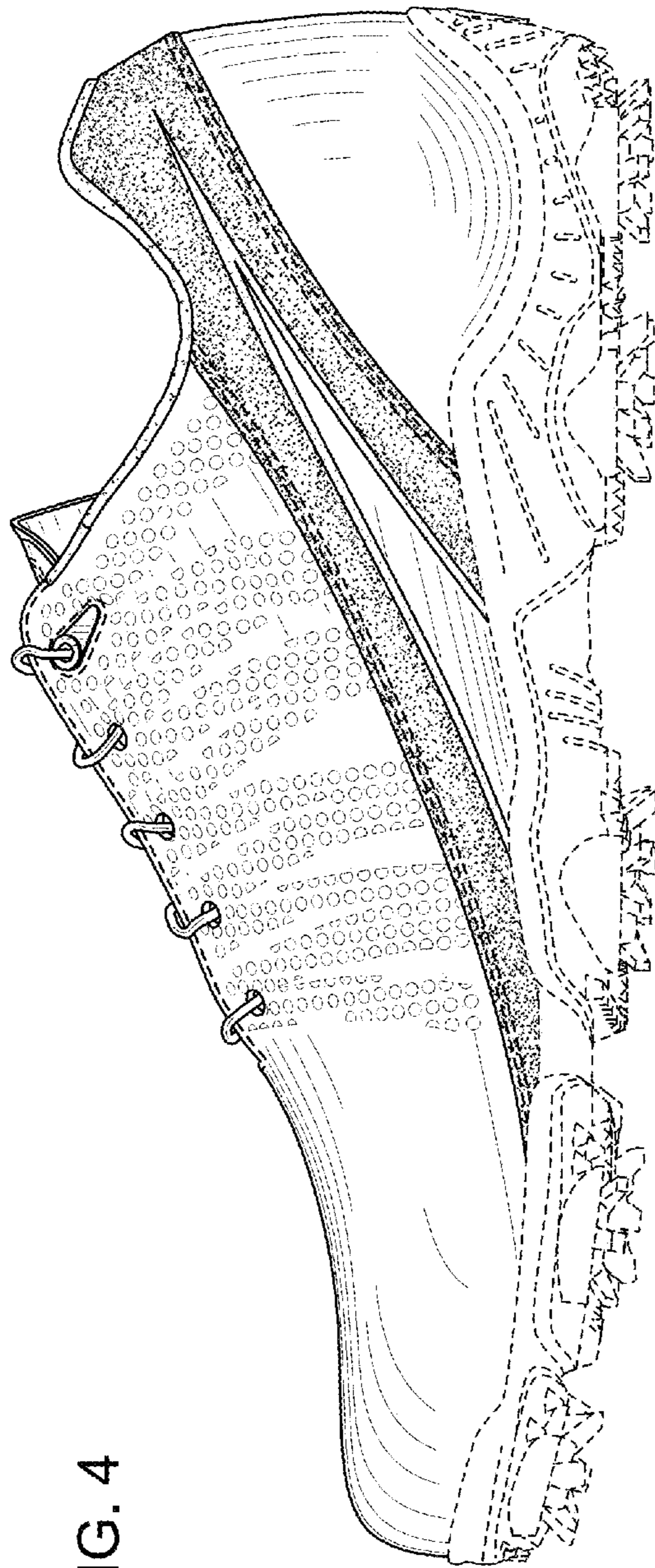


FIG. 4

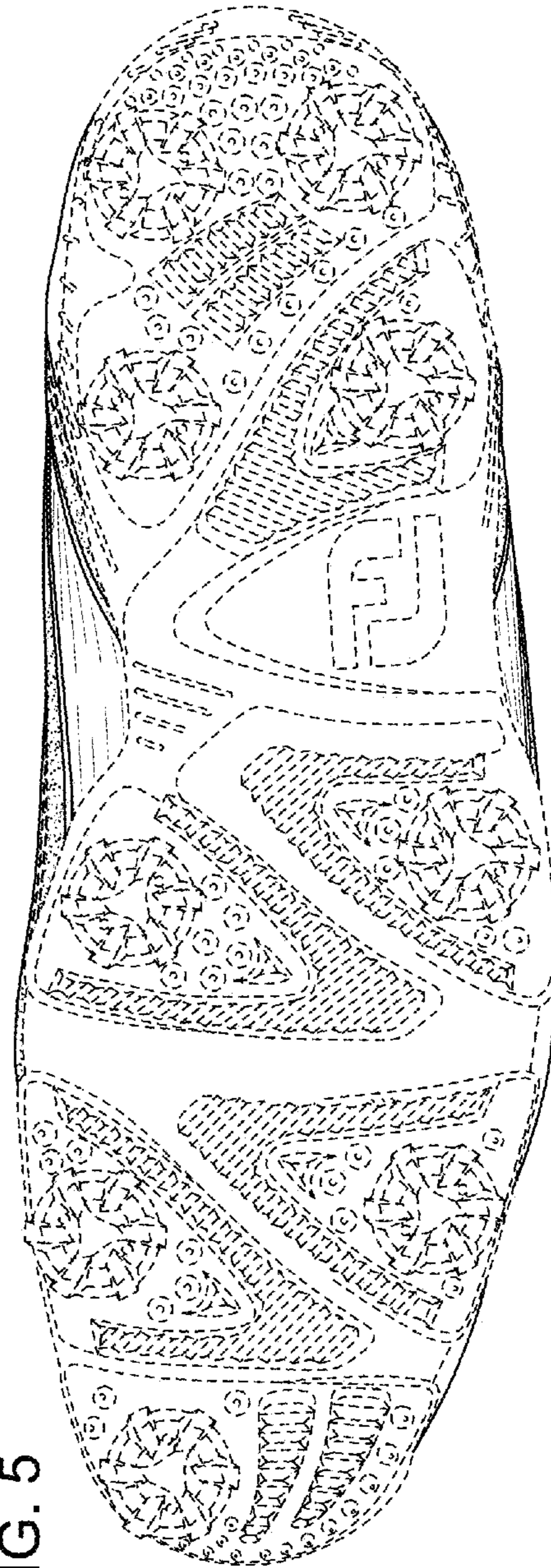


FIG. 5

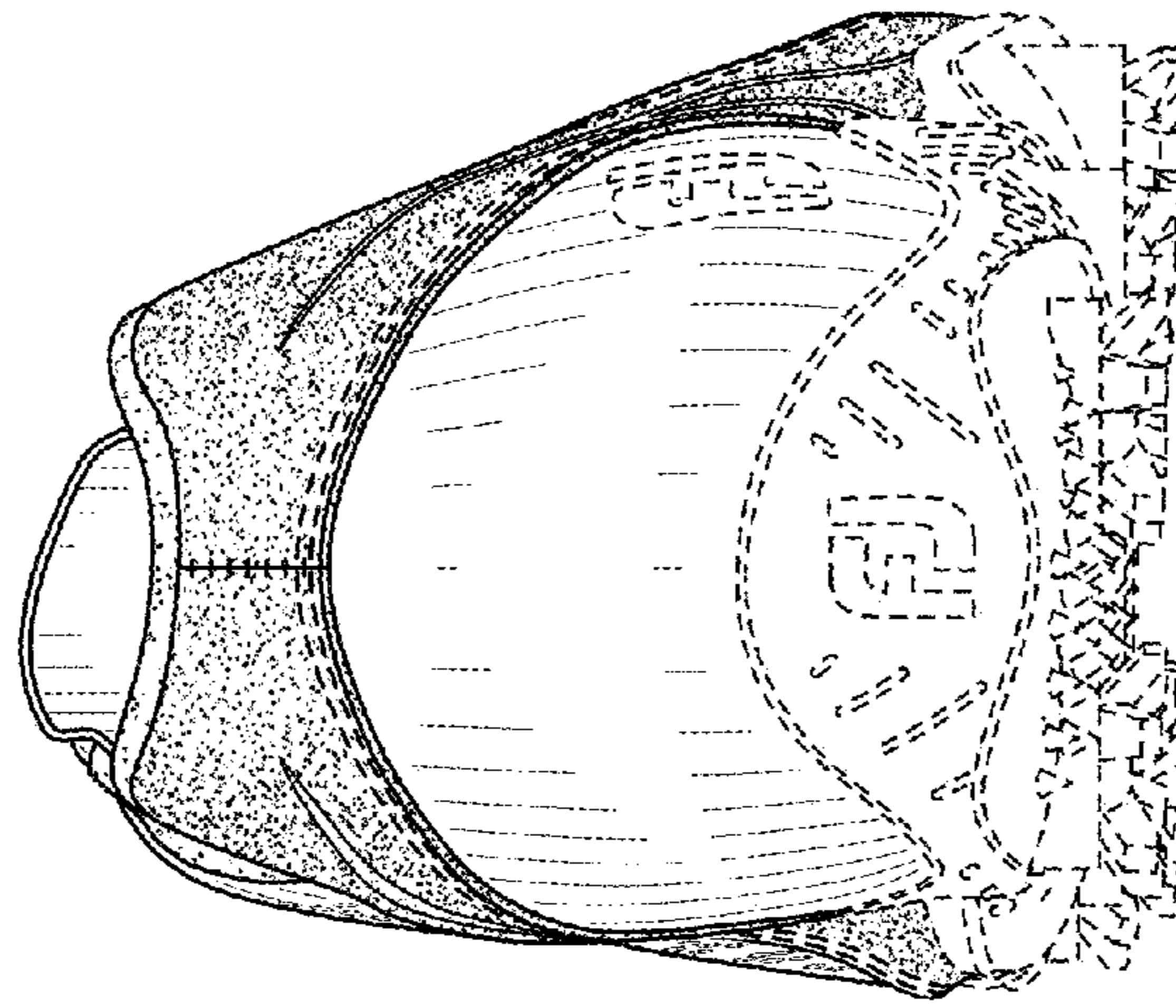


FIG. 6

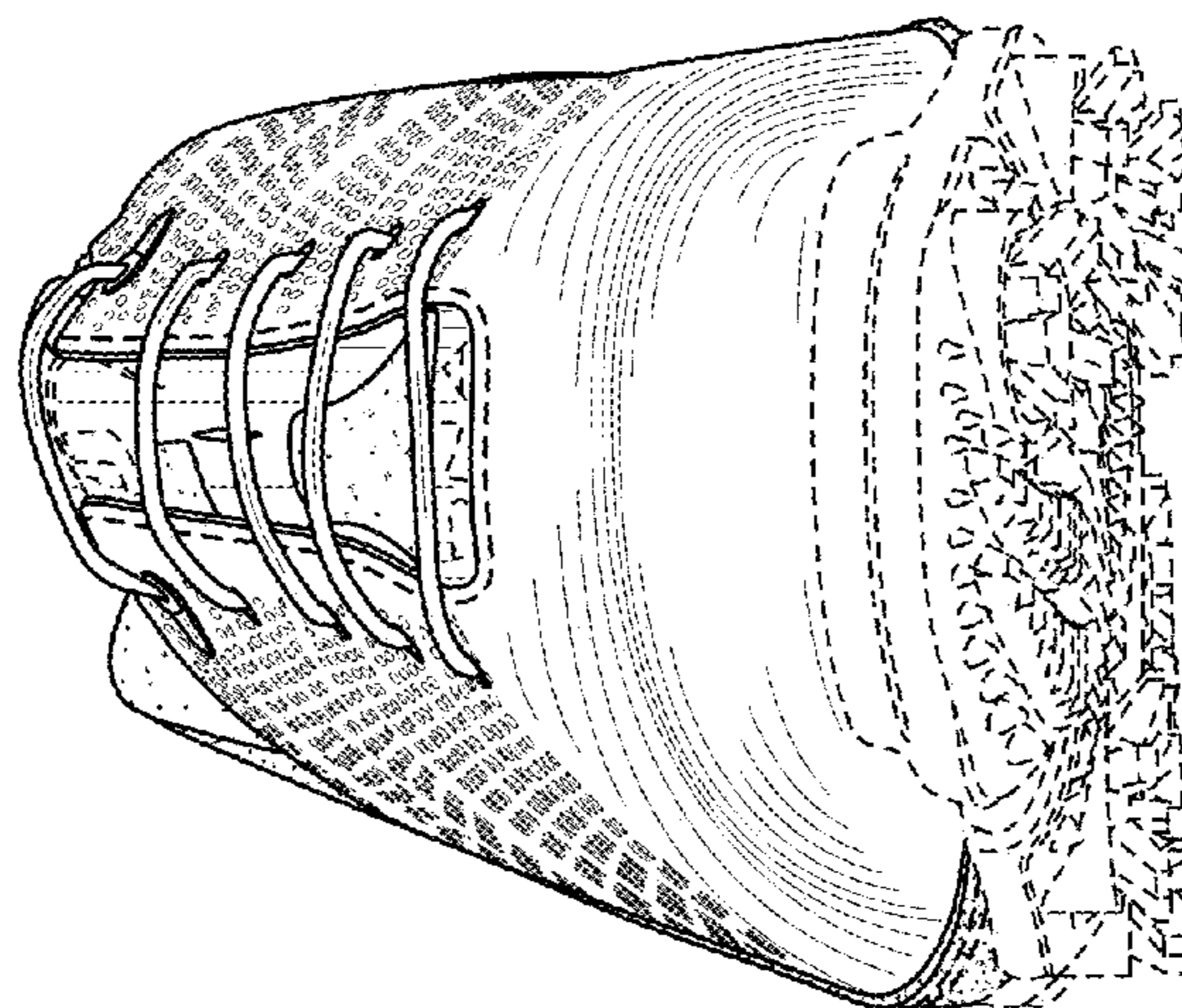


FIG. 7