



US00D764155S

(12) **United States Design Patent**
Tæstensen et al.

(10) **Patent No.:** **US D764,155 S**

(45) **Date of Patent:** **** Aug. 23, 2016**

(54) **SOLE FOR FOOTWEAR**

(71) Applicant: **ECCO SKO A/S**, Bredebro (DK)

(72) Inventors: **Niki Tæstensen**, Hamburg (DE); **Kano Afify**, Tønder (DK)

(73) Assignee: **ECCO SKO A/S**, Bredebro (DK)

(**) Term: **14 Years**

(21) Appl. No.: **29/515,975**

(22) Filed: **Jan. 28, 2015**

(30) **Foreign Application Priority Data**

Jul. 30, 2014 (EM) 002511725-0014

(51) **LOC (10) Cl.** **02-04**

(52) **U.S. Cl.**
USPC **D2/953**; D2/951; D2/960

(58) **Field of Classification Search**
USPC D2/902, 906, 908, 916, 918, 925,
D2/946-962, 977; 36/3 B, 22 R, 24.5, 25 R,
36/28, 32 R, 34 R, 59 C, 67 A, 103
CPC A43B 13/00; A43B 13/02; A43B 13/023;
A43B 13/026; A43B 13/04; A43B 13/08;
A43B 13/10; A43B 13/12; A43B 13/14;
A43B 13/141; A43B 13/143; A43B 13/16;
A43B 13/18; A43B 13/181; A43B 13/187;
A43B 13/189; A43B 13/20; A43B 13/22;
A43B 13/223; A43B 13/24; A43B 13/28;
A43B 13/30; A43B 13/32; A43B 13/34;
A43B 13/36

See application file for complete search history.

(56) **References Cited**

U.S. PATENT DOCUMENTS

5,839,208	A *	11/1998	Huang	A43B 13/20 36/28
D581,640	S *	12/2008	Earle	D2/953
D641,145	S *	7/2011	Della Valle	D2/953
D659,357	S *	5/2012	Van Zyll De Jong	D2/951
D671,720	S *	12/2012	Callegarini	D2/900
D691,360	S *	10/2013	Della Valle	D2/951
D699,423	S *	2/2014	Della Valle	D2/951
D724,829	S *	3/2015	Lonigan	D2/951
D734,929	S *	7/2015	Tæstensen	D2/950
D749,833	S *	2/2016	Hansen	D2/951
2006/0016100	A1 *	1/2006	Riha	A43B 13/223 36/59 R
2013/0047474	A1 *	2/2013	Healy	A43B 13/122 36/30 R

* cited by examiner

Primary Examiner — T. Chase Nelson

(74) *Attorney, Agent, or Firm* — Perkins Coie LLP

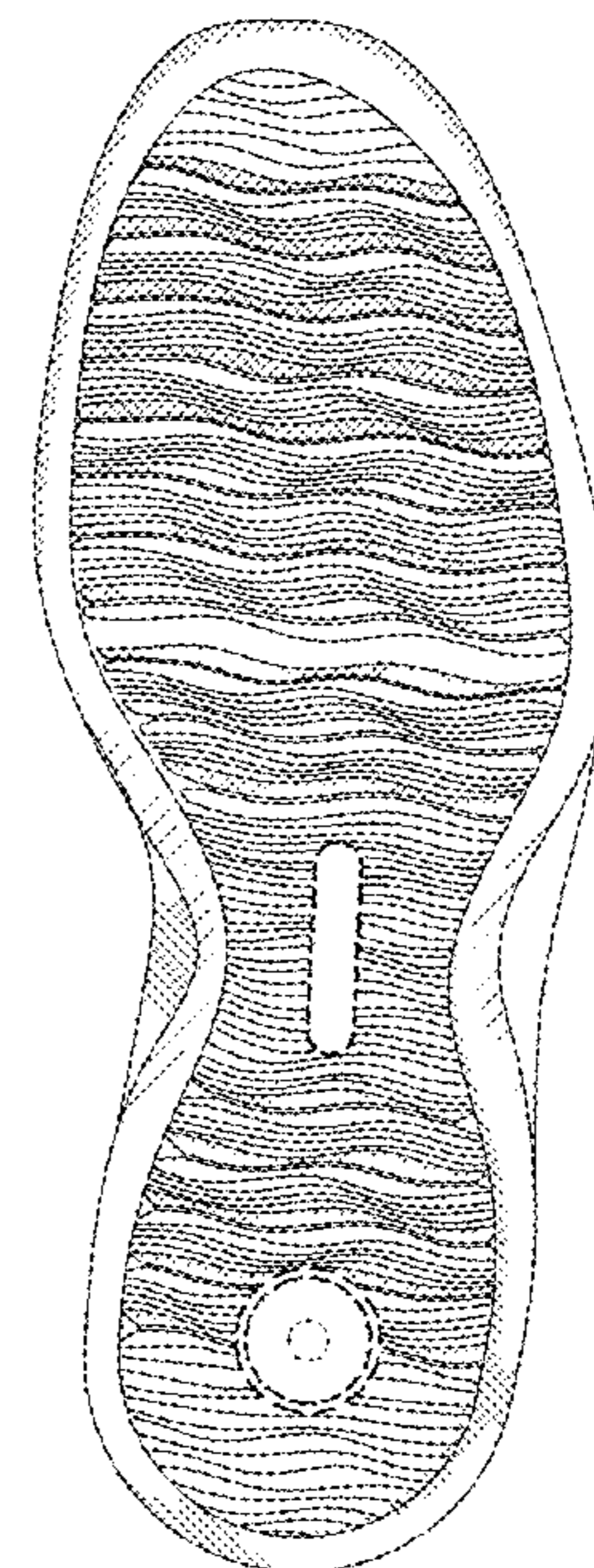
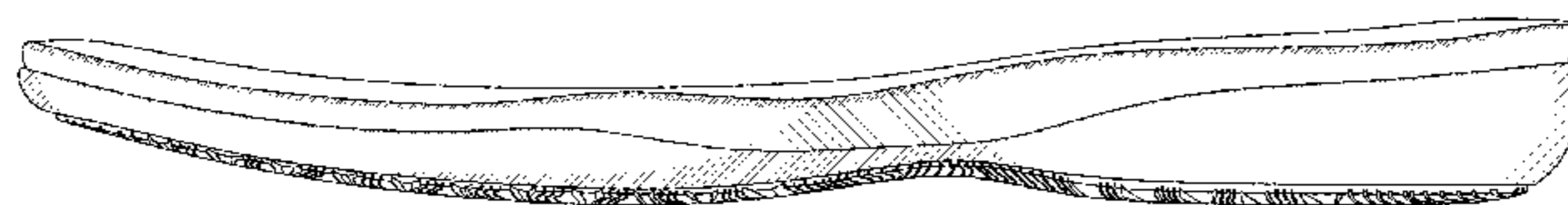
(57) **CLAIM**

The ornamental design for a sole for footwear, as shown and described.

DESCRIPTION

FIG. 1 is a perspective view of a sole for footwear;
FIG. 2 is a front view thereof;
FIG. 3 is a rear view thereof;
FIG. 4 is a left view thereof;
FIG. 5 is a right view thereof; and,
FIG. 6 is a bottom view thereof.
The broken lines shown in the drawings represent portions of the sole for footwear that form no part of the claimed design.

1 Claim, 6 Drawing Sheets



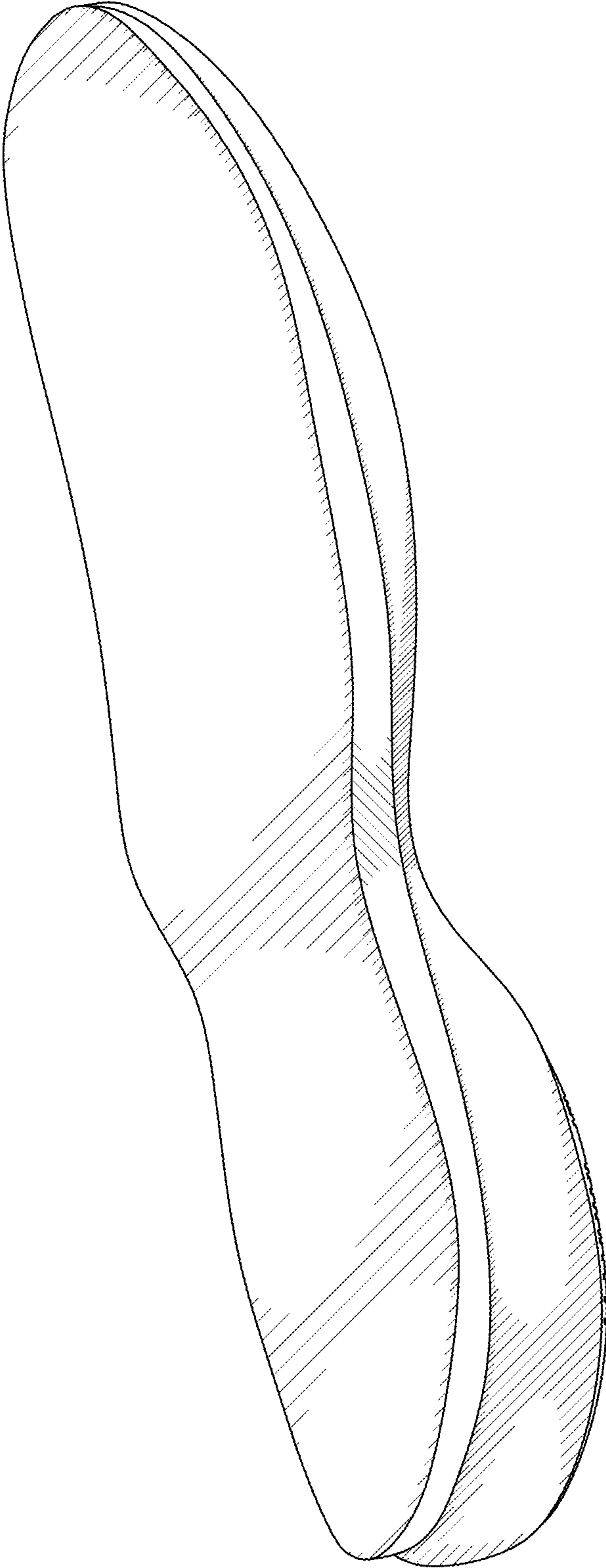


FIG.1

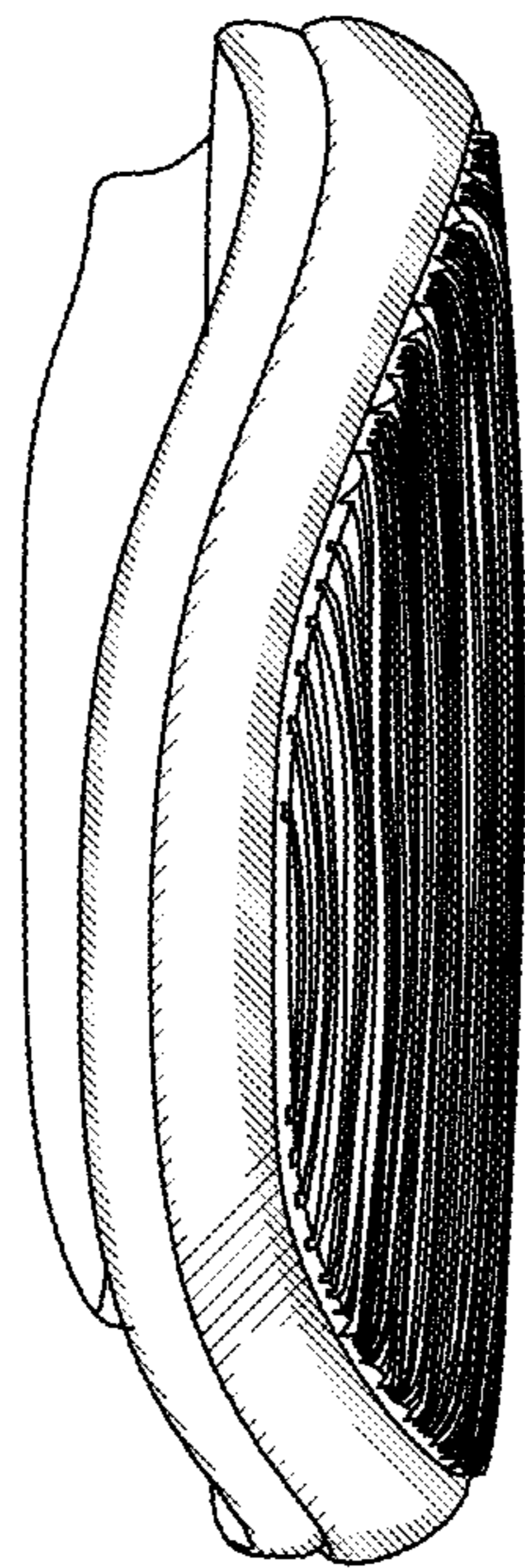


FIG.2

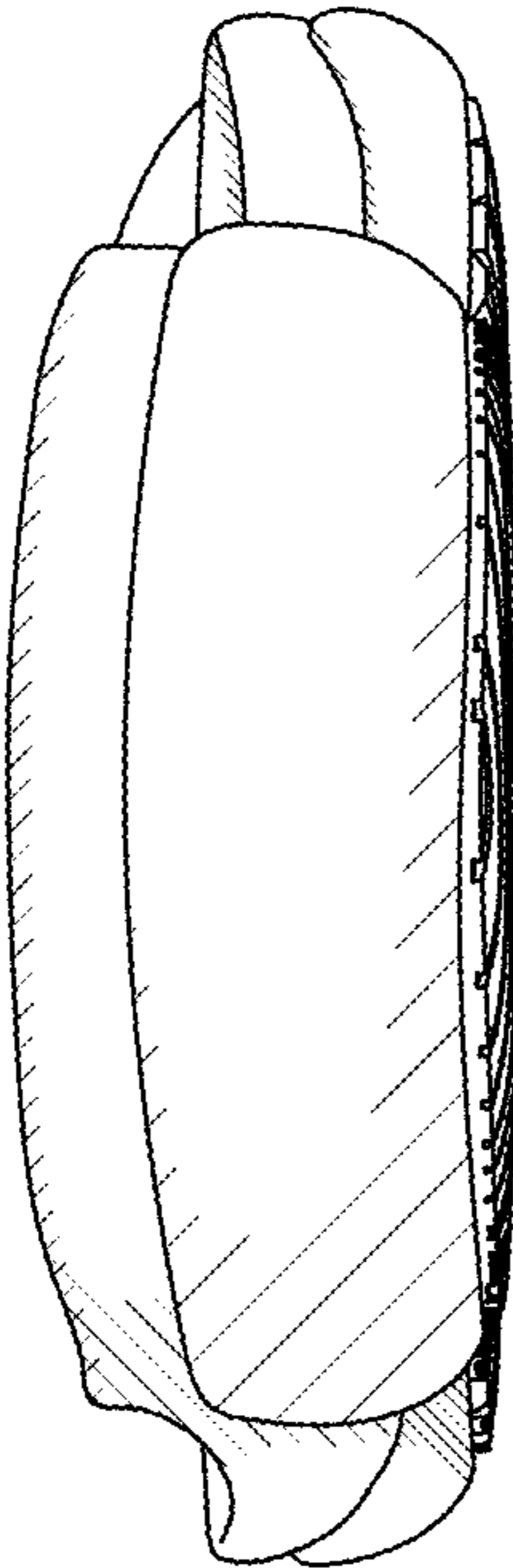


FIG.3

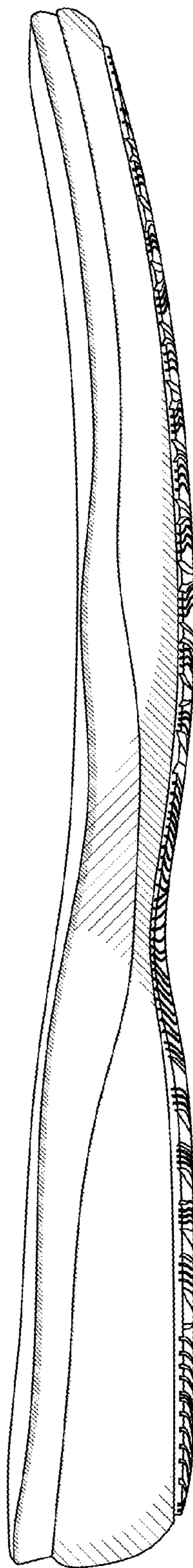


FIG.4

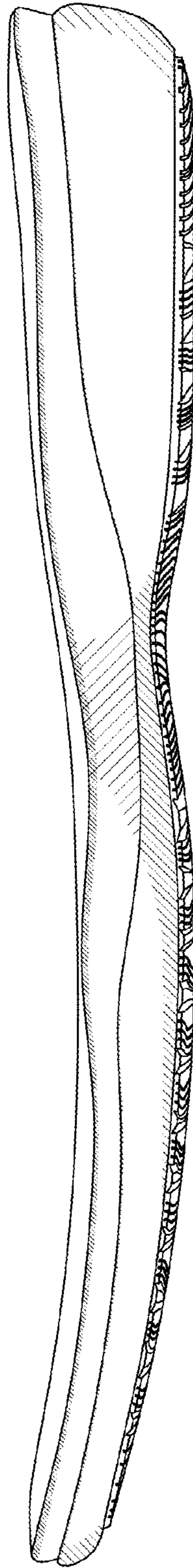


FIG. 5

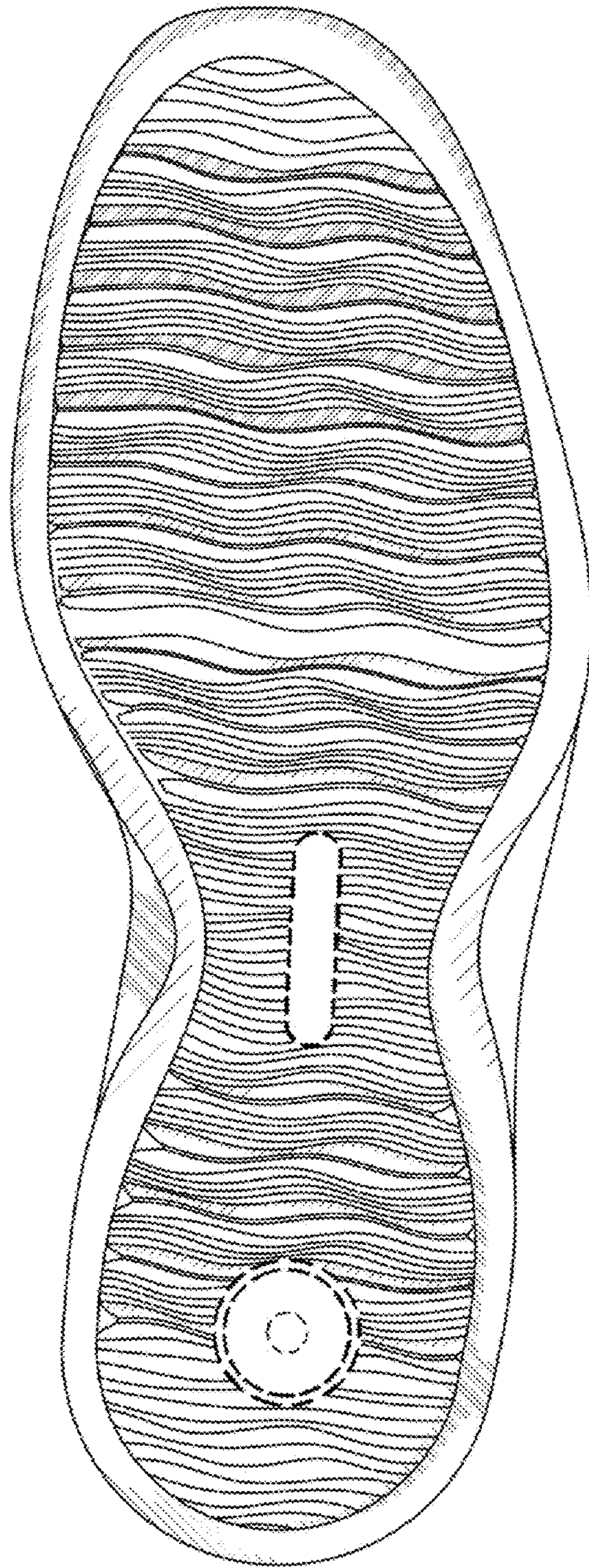


FIG. 6