



US00D764133S

(12) **United States Design Patent**
Goodman et al.

(10) **Patent No.:** **US D764,133 S**

(45) **Date of Patent:** **** Aug. 16, 2016**

(54) **SINK CRADLE**
(71) Applicant: **Spectrum Diversified Designs, Inc.**,
Streetsboro, OH (US)
(72) Inventors: **Sheldon H. Goodman**, Solon, OH (US);
Phaysouk Xayoiphonh, Akron, OH
(US)
(73) Assignee: **Spectrum Diversified Designs, LLC**,
Streetsboro, OH (US)

(**) Term: **14 Years**
(21) Appl. No.: **29/518,598**

(22) Filed: **Feb. 25, 2015**
(51) **LOC (10) Cl.** **07-05**
(52) **U.S. Cl.**
USPC **D32/55**
(58) **Field of Classification Search**
USPC D6/540, 524, 525, 536-537, 566, 567,
D6/320, 553; 211/13.1, 74, 71.01, 86.01,
211/75, 88.01, 90.01, 90.03, 106, 119,
211/126.1, 133.5, 181.1, 134, 87.01;
D3/306; D32/55-56; D7/637;
248/206.2-206.3
CPC B23P 17/04; A47K 1/09; A47K 1/08;
A47K 3/281; F16B 47/00
See application file for complete search history.

(56) **References Cited**
U.S. PATENT DOCUMENTS

D261,081 S * 10/1981 Nagel D6/536
D337,011 S * 7/1993 Duffy, Jr. D6/513
D369,263 S * 4/1996 Gregg D6/540
D409,426 S * 5/1999 Hampshire D6/567
6,450,348 B1 * 9/2002 Lillelund A47F 5/0018
211/126.2

D532,234 S * 11/2006 Snell D6/567
D578,816 S * 10/2008 Goodman D6/566
D675,049 S * 1/2013 Goodman D6/513
D691,774 S * 10/2013 Goodman D32/55
D692,633 S * 10/2013 Goodman D32/55
D718,510 S * 11/2014 Goodman D32/55
D723,761 S * 3/2015 Goodman D32/55
2015/0144752 A1 * 5/2015 Lim F16B 47/00
248/206.3

OTHER PUBLICATIONS

Spectrum Diversified website, Cora Suction Sink Cradle, Apr. 13, 2016, <http://www.spectrumdiversified.com/products/cora-suction-sink-cradle>.*

* cited by examiner

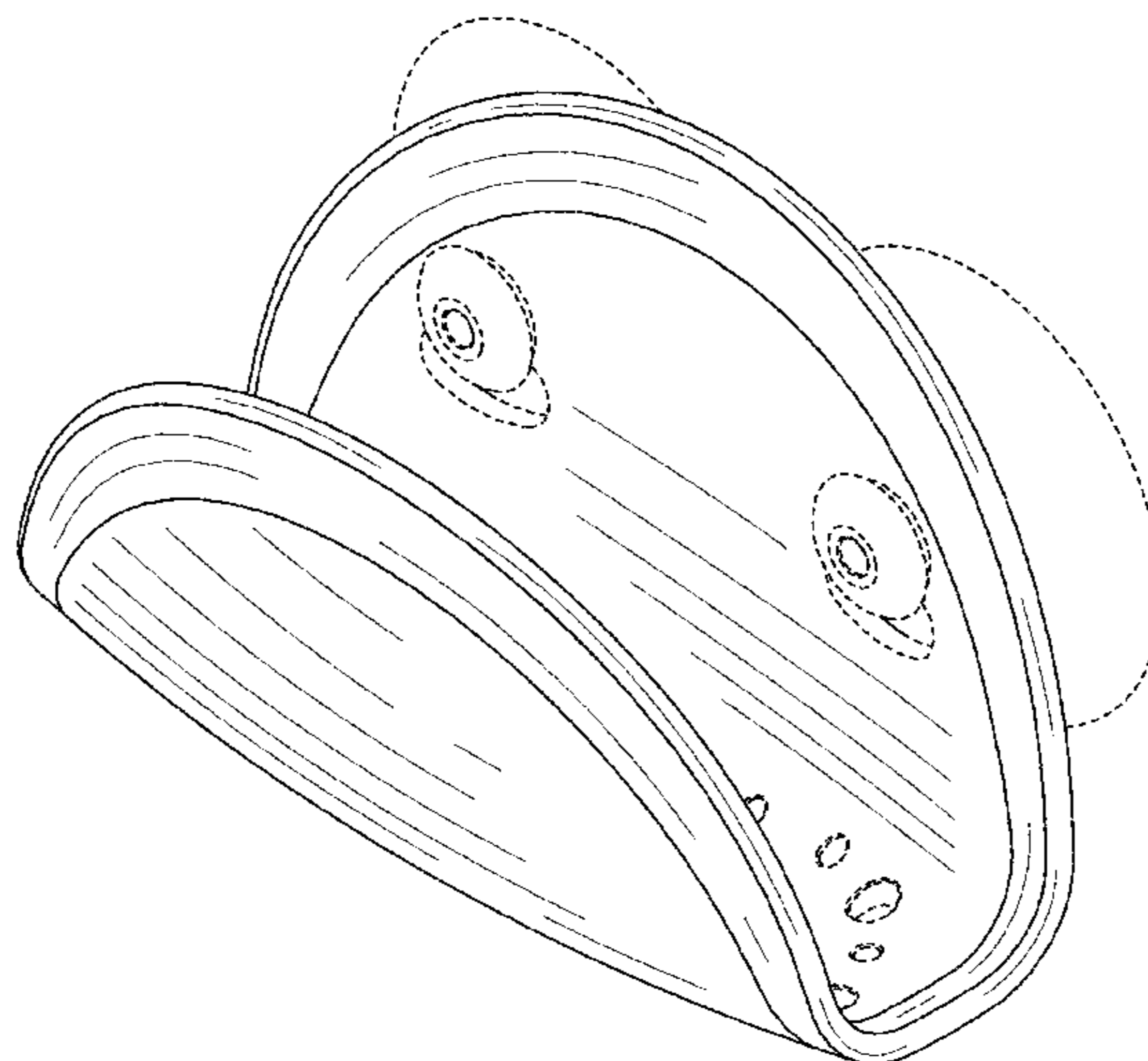
Primary Examiner — David Muller
Assistant Examiner — Nathan Johnston
(74) *Attorney, Agent, or Firm* — Benesch, Friedlander,
Coplan & Aronoff LLP

(57) **CLAIM**
What is claimed is the ornamental design for a sink cradle, as shown and described.

DESCRIPTION

FIG. 1 is a perspective view of sink cradle showing our new design;
FIG. 2 is a front elevation view thereof;
FIG. 3 is a rear elevation view thereof;
FIG. 4 is a side elevation view thereof;
FIG. 5 is a top plan view thereof; and,
FIG. 6 is a bottom plan view thereof.
The broken line showing of parts of the drawings is included for the purpose of illustrating portions of the sink cradle and form no part of the claimed design.

1 Claim, 4 Drawing Sheets



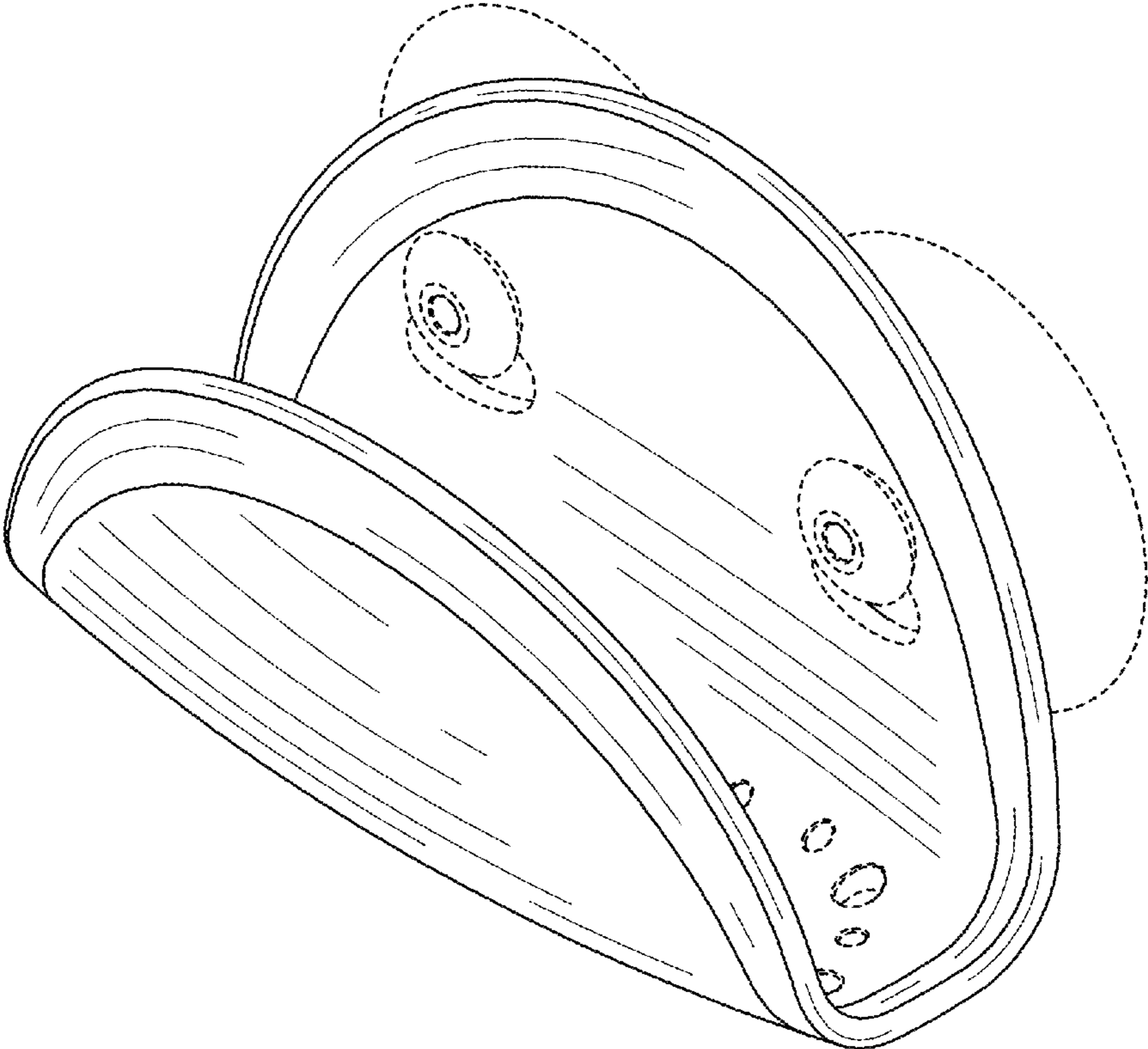


FIG. 1

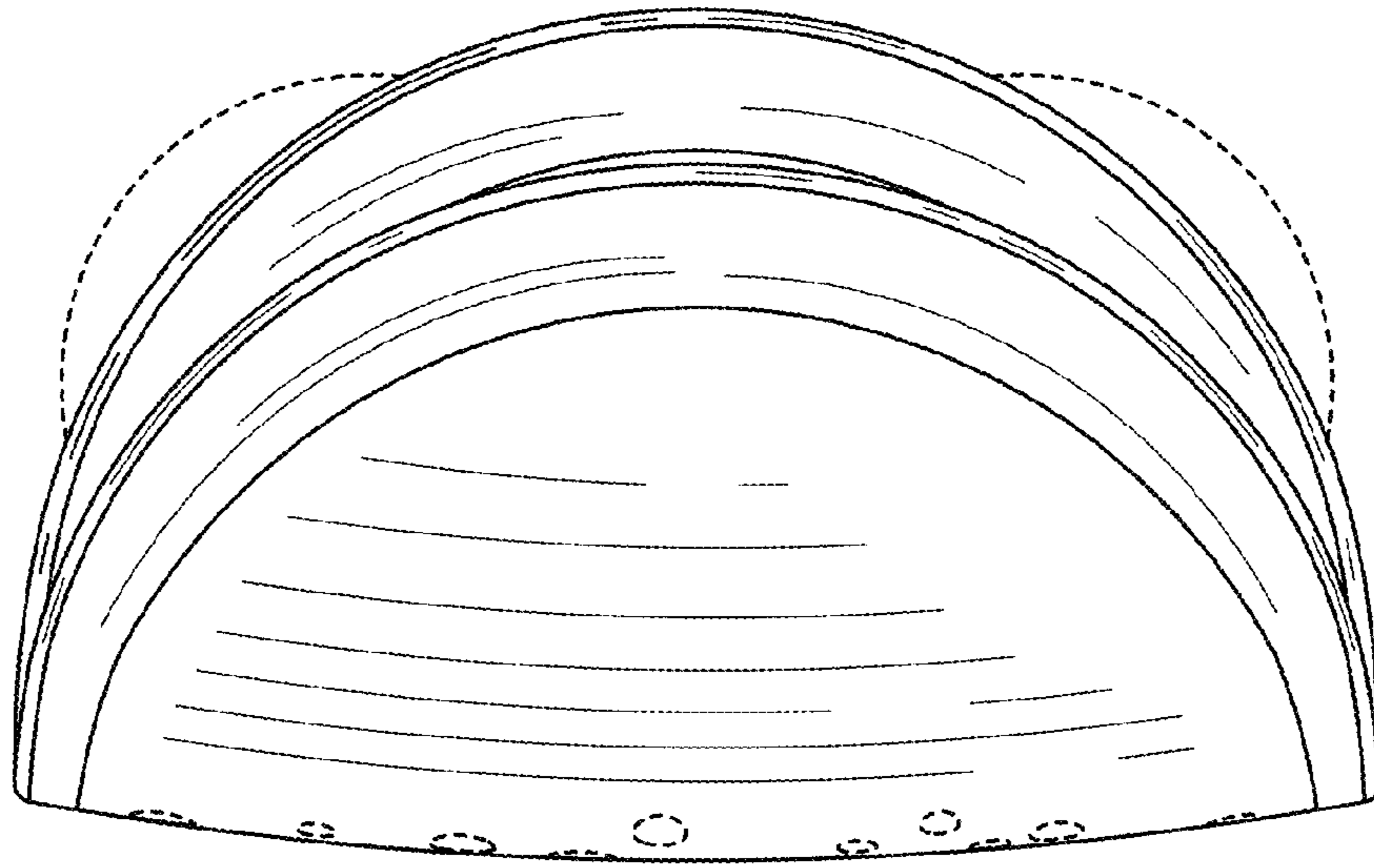


FIG. 2

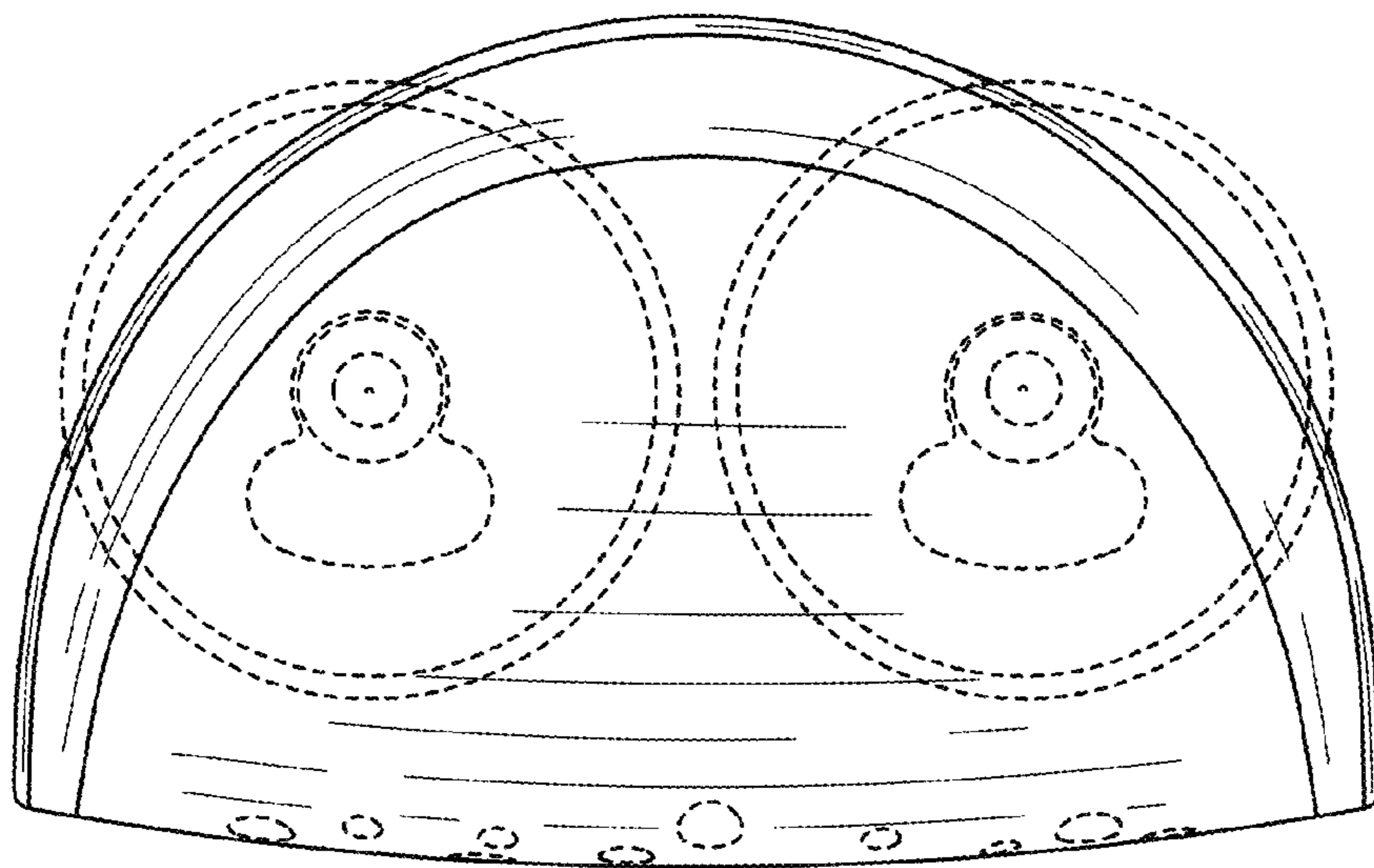


FIG. 3

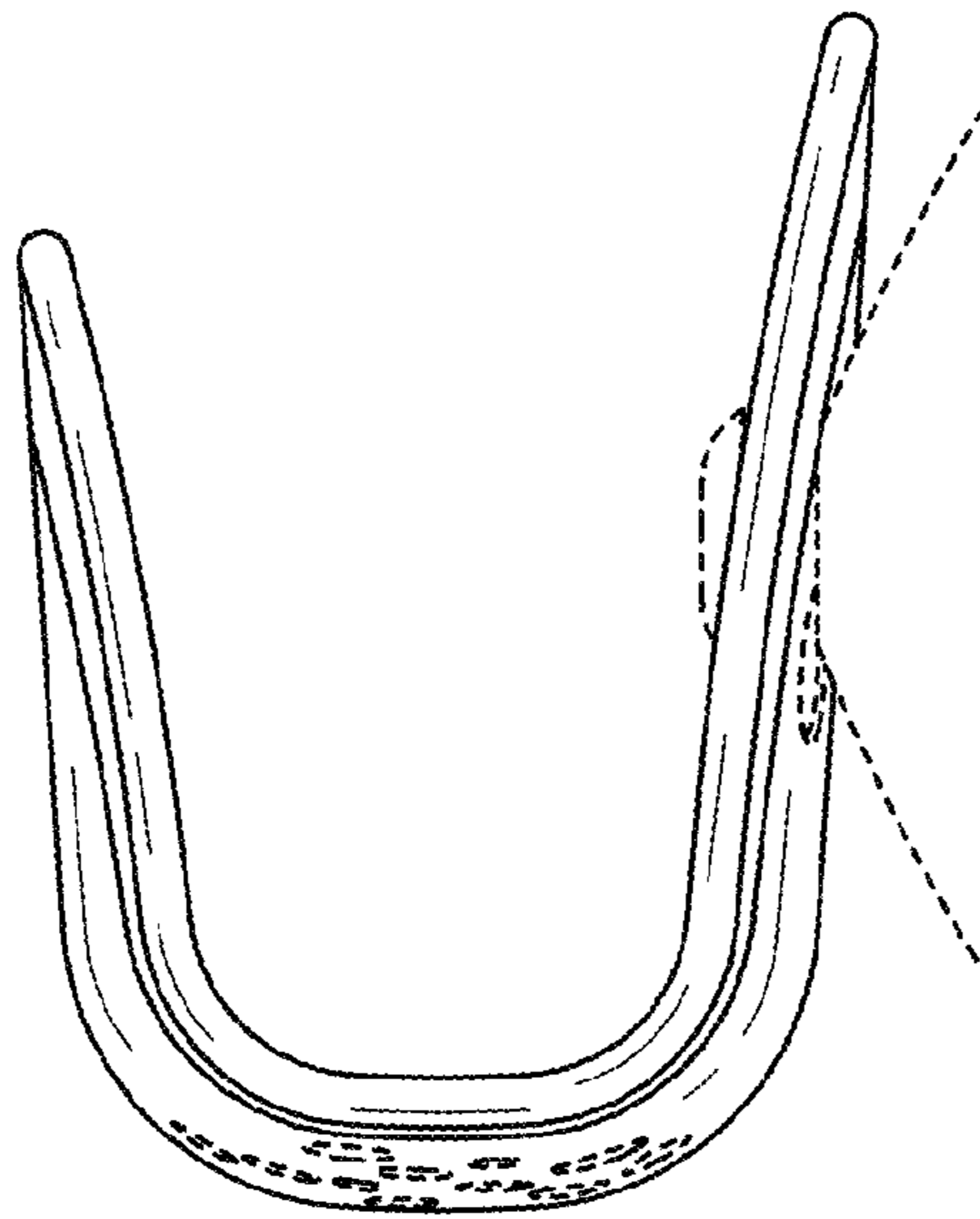


FIG. 4

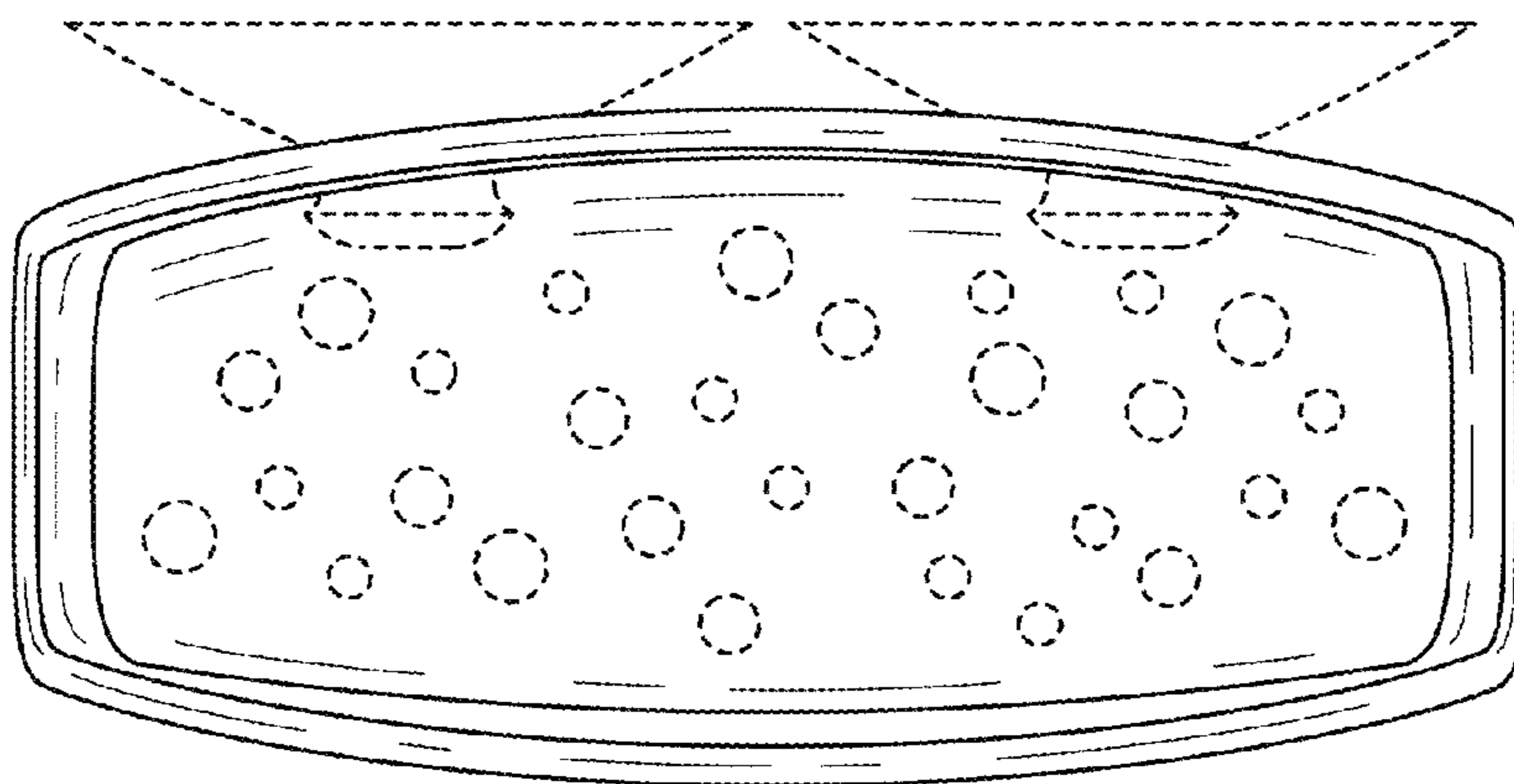


FIG. 5

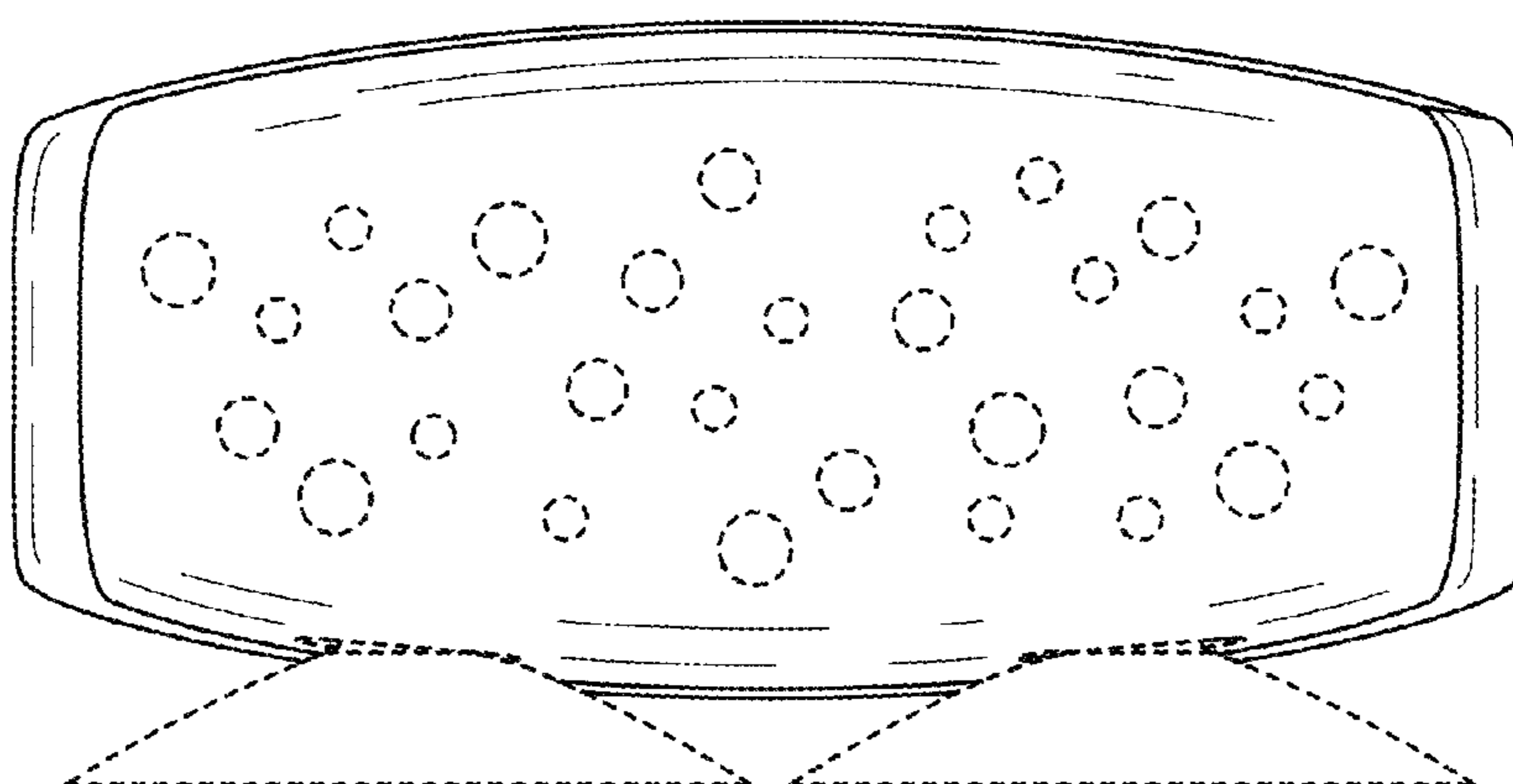


FIG. 6