

US00D764126S

(12) **United States Design Patent**  
**Poon**

(10) **Patent No.:** **US D764,126 S**

(45) **Date of Patent:** **\*\* Aug. 16, 2016**

(54) **GOLF CLUB CLEANING APPARATUS**

(71) Applicant: **Goose Golf Solutions Inc.**, Toronto  
(CA)

(72) Inventor: **Daniel Poon**, Toronto (CA)

(73) Assignee: **Goose Golf Solutions Inc.**, Toronto  
(CA)

(\*\*) Term: **14 Years**

(21) Appl. No.: **29/501,934**

(22) Filed: **Sep. 10, 2014**

(51) **LOC (10) Cl.** ..... **08-99**

(52) **U.S. Cl.**  
USPC ..... **D32/35**

(58) **Field of Classification Search**  
USPC ..... D32/35; D4/127, 102, 109, 100, 104,  
D4/111, 101, 114, 132, 134, 136, 118;  
15/21.1, 22.1, 28, 29, 176.1, 176.4  
CPC ..... A46B 2200/00; A46B 2200/30; A46B  
2200/3073; A46B 3/00; A46B 3/005; A46B  
3/22  
See application file for complete search history.

(56) **References Cited**

**U.S. PATENT DOCUMENTS**

D281,035 S \* 10/1985 Herzfeld ..... D4/102  
D447,811 S \* 9/2001 Yiu ..... D24/214  
D452,044 S \* 12/2001 Goetschi ..... D28/20

D533,353 S \* 12/2006 Daubenspeck ..... D4/114  
D579,664 S \* 11/2008 Fisher ..... D4/101  
7,555,802 B2 \* 7/2009 Bohannon ..... A46B 5/0095  
15/111  
D646,487 S \* 10/2011 Leppla ..... D4/102  
D689,698 S \* 9/2013 Dickie ..... D4/101  
D703,825 S \* 4/2014 Barrett ..... D24/200  
D715,555 S \* 10/2014 Hosler ..... D4/102  
D750,893 S \* 3/2016 Owen ..... D4/100

\* cited by examiner

*Primary Examiner* — Susan Bennett Hattan

*Assistant Examiner* — Rebecca Tsehaye

(74) *Attorney, Agent, or Firm* — Roach Brown McCarthy &  
Gruber, P.C.; Kevin D. McCarthy

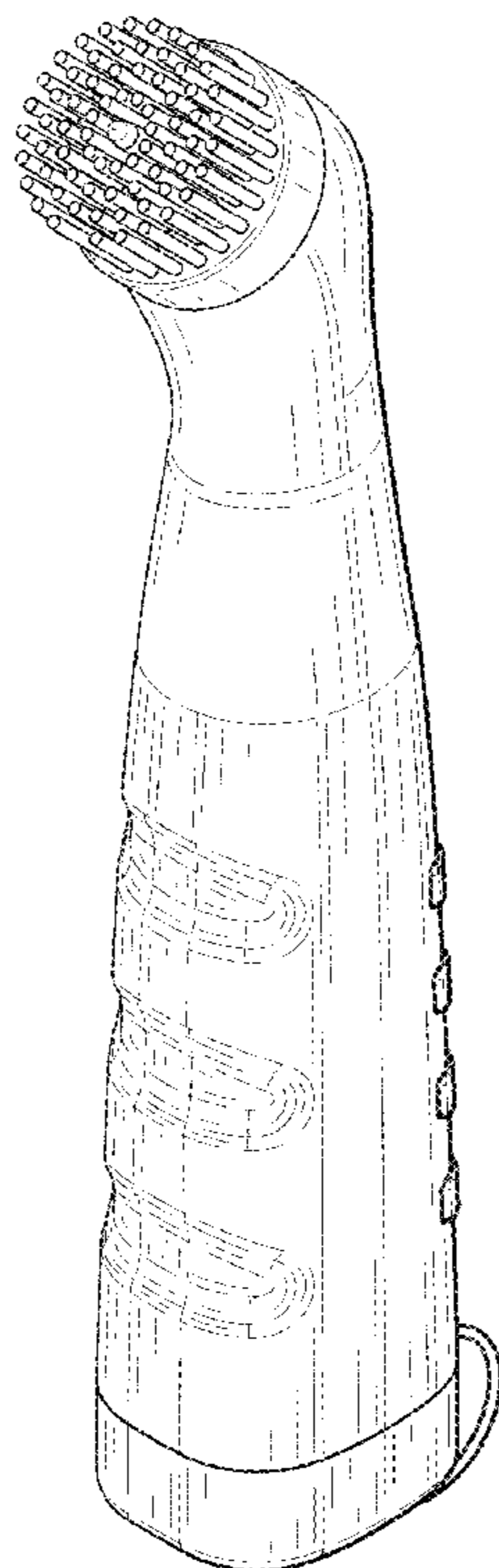
(57) **CLAIM**

The ornamental design for a golf club cleaning apparatus, as shown and described.

**DESCRIPTION**

FIG. 1 is a perspective front, left side view of a golf club cleaning apparatus;  
FIG. 2 is a perspective back, right side view thereof;  
FIG. 3 is a front view thereof;  
FIG. 4 is a left side view thereof;  
FIG. 5 is a back side view thereof;  
FIG. 6 is a top view thereof; and,  
FIG. 7 is a bottom view thereof.  
The broken lines in the drawing depict parts of the golf club cleaning apparatus that form no part of the claimed design.

**1 Claim, 3 Drawing Sheets**



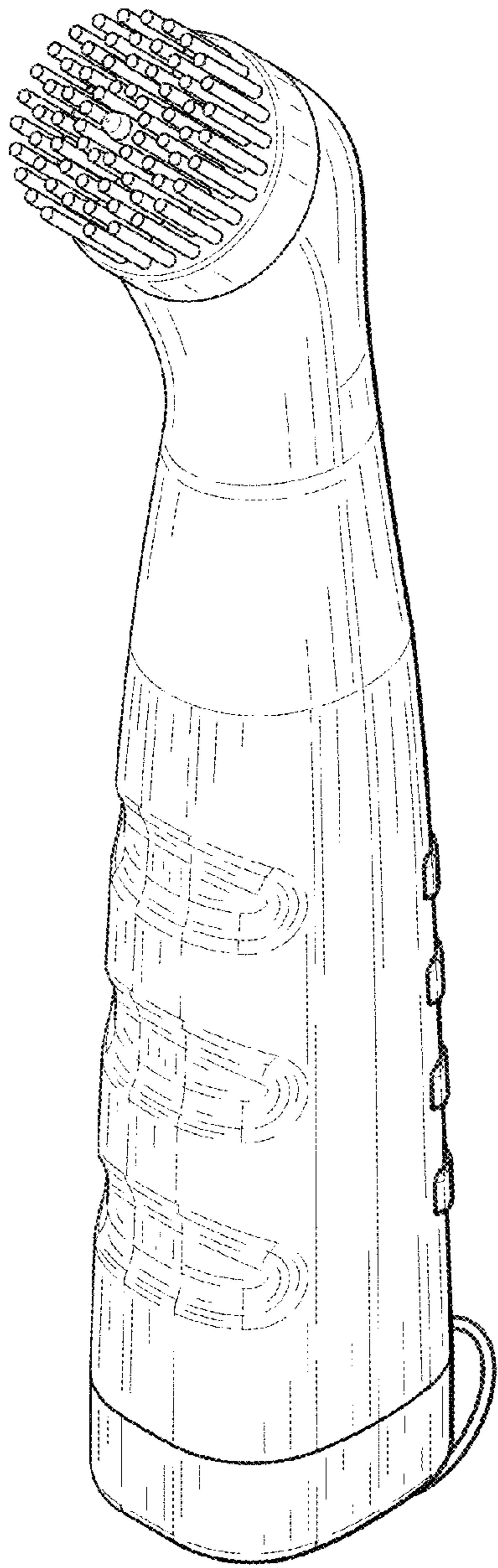


FIG. 1

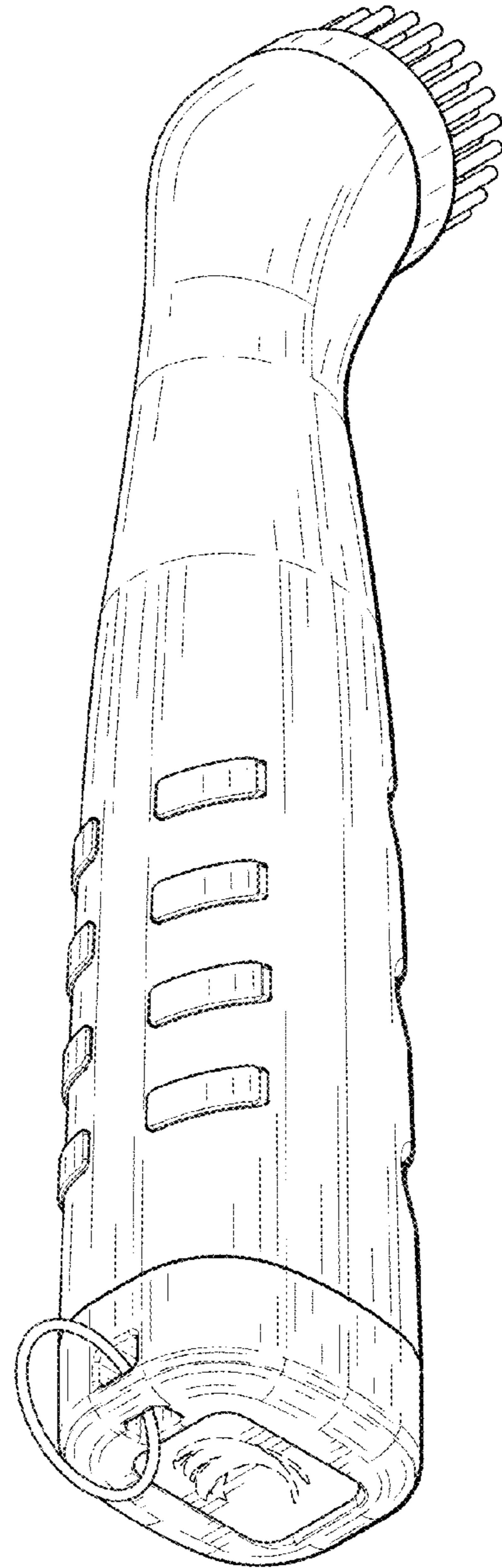


FIG. 2

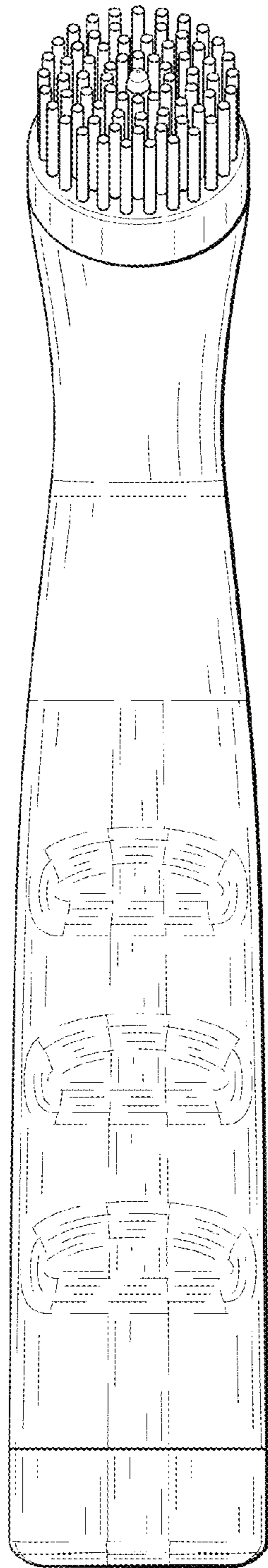


FIG. 3

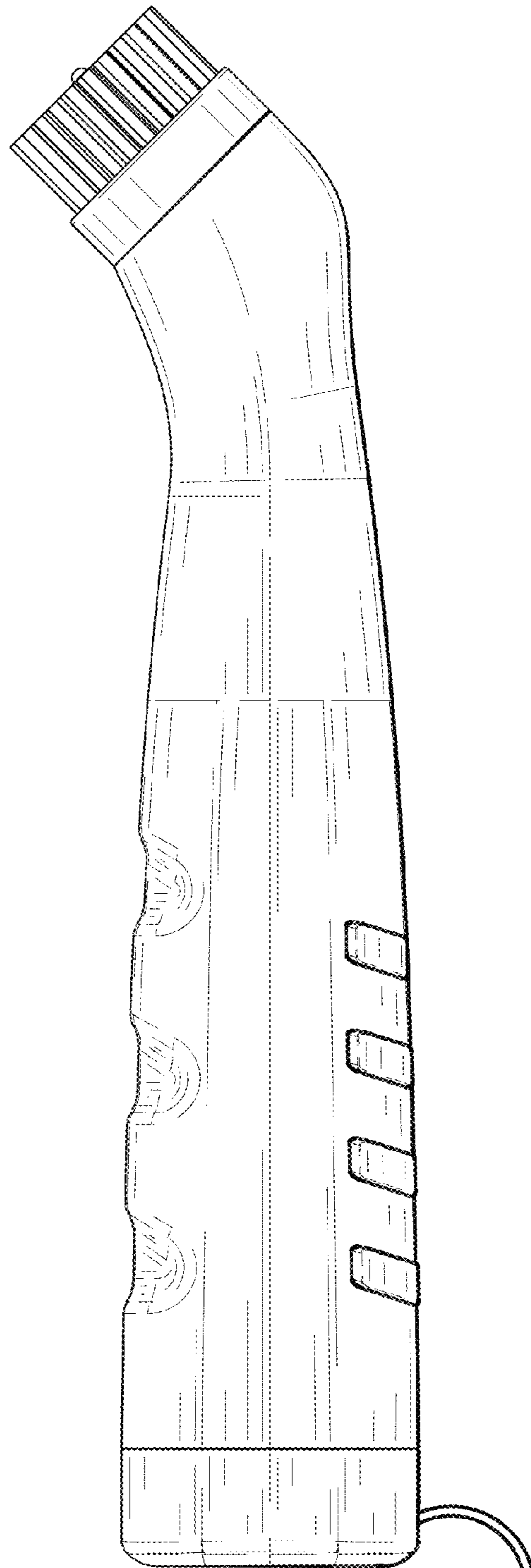


FIG. 4

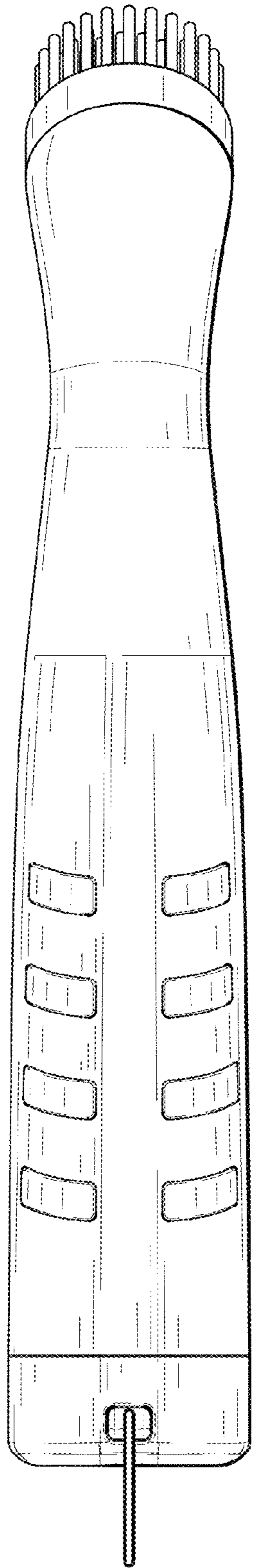


FIG. 5

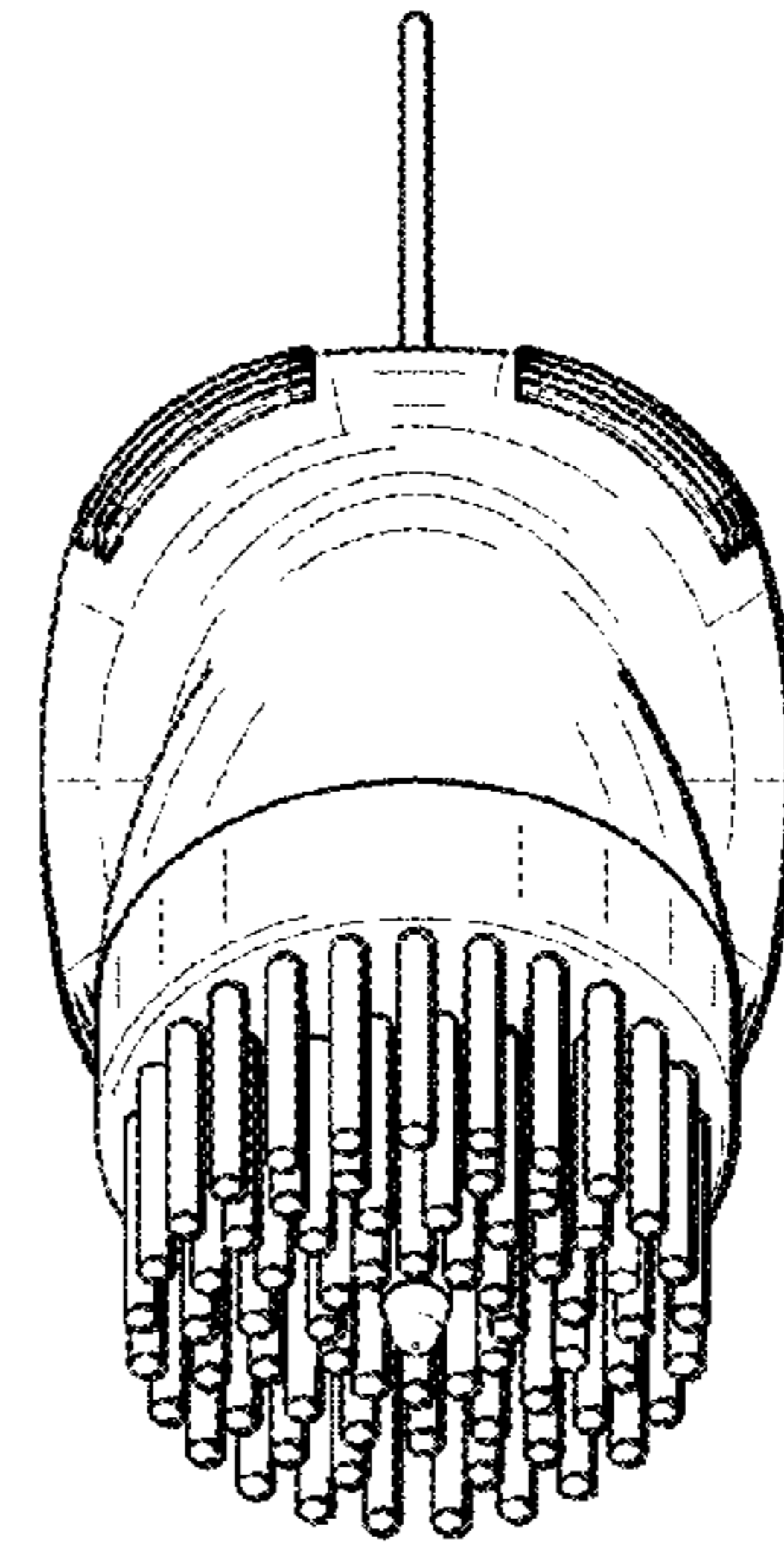


FIG. 6

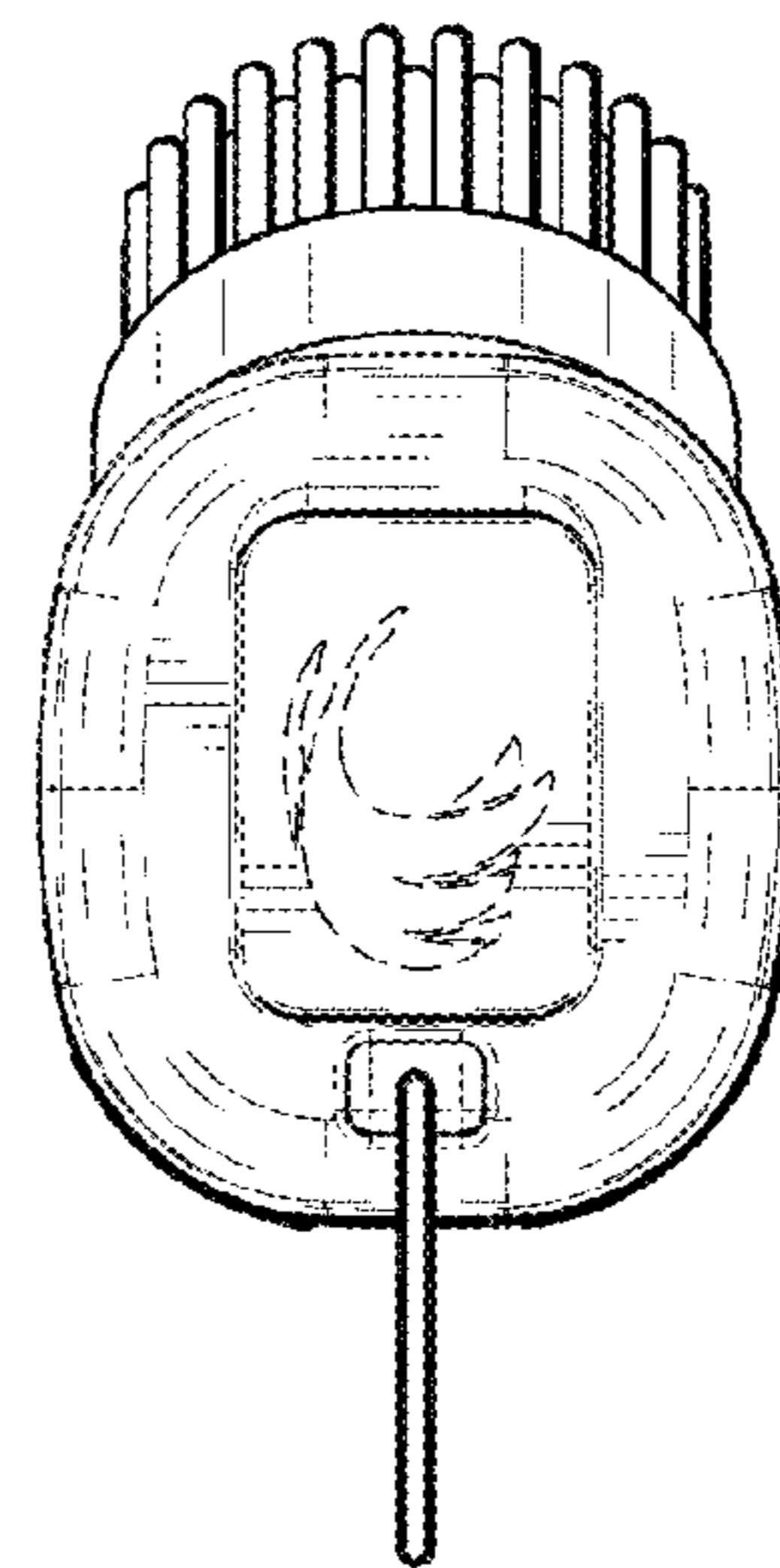


FIG. 7