

US00D764121S

(12) **United States Design Patent**
Choi et al.

(10) **Patent No.:** **US D764,121 S**

(45) **Date of Patent:** **** Aug. 16, 2016**

(54) **WASHING MACHINE**

(71) Applicant: **Samsung Electronics Co., Ltd.**,
Suwon-si, Gyeonggi-do (KR)

(72) Inventors: **Hyoung-Sub Choi**, Goyang-si (KR);
Deok-Sang Yun, Ansan-si (KR)

(73) Assignee: **SAMSUNG ELECTRONICS CO., LTD.** (KR)

(**) Term: **15 Years**

(21) Appl. No.: **29/530,929**

(22) Filed: **Jun. 22, 2015**

(30) **Foreign Application Priority Data**

Dec. 22, 2014 (KR) 30-2014-0062377

(51) **LOC (10) Cl.** **15-05**

(52) **U.S. Cl.**
USPC **D32/6**

(58) **Field of Classification Search**
USPC D32/1, 5-6, 8, 25, 28, 29
CPC ... D06F 33/02; D06F 39/02; D06F 2204/065;
D06F 25/00; D06F 35/006
See application file for complete search history.

(56) **References Cited**

U.S. PATENT DOCUMENTS

- D300,279 S * 3/1989 Umehara D32/6
- D313,679 S * 1/1991 Sakamoto D32/6
- 5,469,593 A * 11/1995 Cuthbert D06F 37/302
68/140
- 5,875,655 A * 3/1999 Herman-Latack D06F 39/026
222/166
- D446,890 S * 8/2001 Cho D32/6
- D470,632 S * 2/2003 Oda D32/6
- D503,835 S * 4/2005 Oda D32/6
- D516,258 S * 2/2006 Matsusaki D32/1

- D519,692 S * 4/2006 Jun D32/6
- 7,073,356 B2 * 7/2006 Nakamura D06F 37/10
68/12.26
- D541,491 S * 4/2007 Jun D32/6
- D597,712 S * 8/2009 Jeon D32/6
- D599,509 S * 9/2009 Jeon D32/6
- D709,657 S * 7/2014 Shin D32/25
- D732,762 S * 6/2015 Joo D32/6
- D733,372 S * 6/2015 Song D32/6
- D738,582 S * 9/2015 Chung D32/6
- D744,177 S * 11/2015 Jung D32/6

FOREIGN PATENT DOCUMENTS

- CN 300928609 5/2009
- CN 301394096 11/2010
- CN 301617600 7/2011
- CN 301617602 7/2011
- JP 1223419 11/2004

* cited by examiner

Primary Examiner — Michael A. Pratt

Assistant Examiner — Michelle E Wilson

(74) *Attorney, Agent, or Firm* — Cantor Colburn LLP

(57) **CLAIM**

The ornamental design for a washing machine, as shown and described.

DESCRIPTION

FIG. 1 is a perspective view of a washing machine, showing our new design;
 FIG. 2 is a front view thereof;
 FIG. 3 is a rear view thereof;
 FIG. 4 is a side view thereof;
 FIG. 5 is another side view thereof;
 FIG. 6 is a top view thereof; and,
 FIG. 7 is a bottom view thereof.
 The evenly-dashed broken lines in the drawings illustrate the portions of the washing machine that form no part of the claimed design.

1 Claim, 7 Drawing Sheets

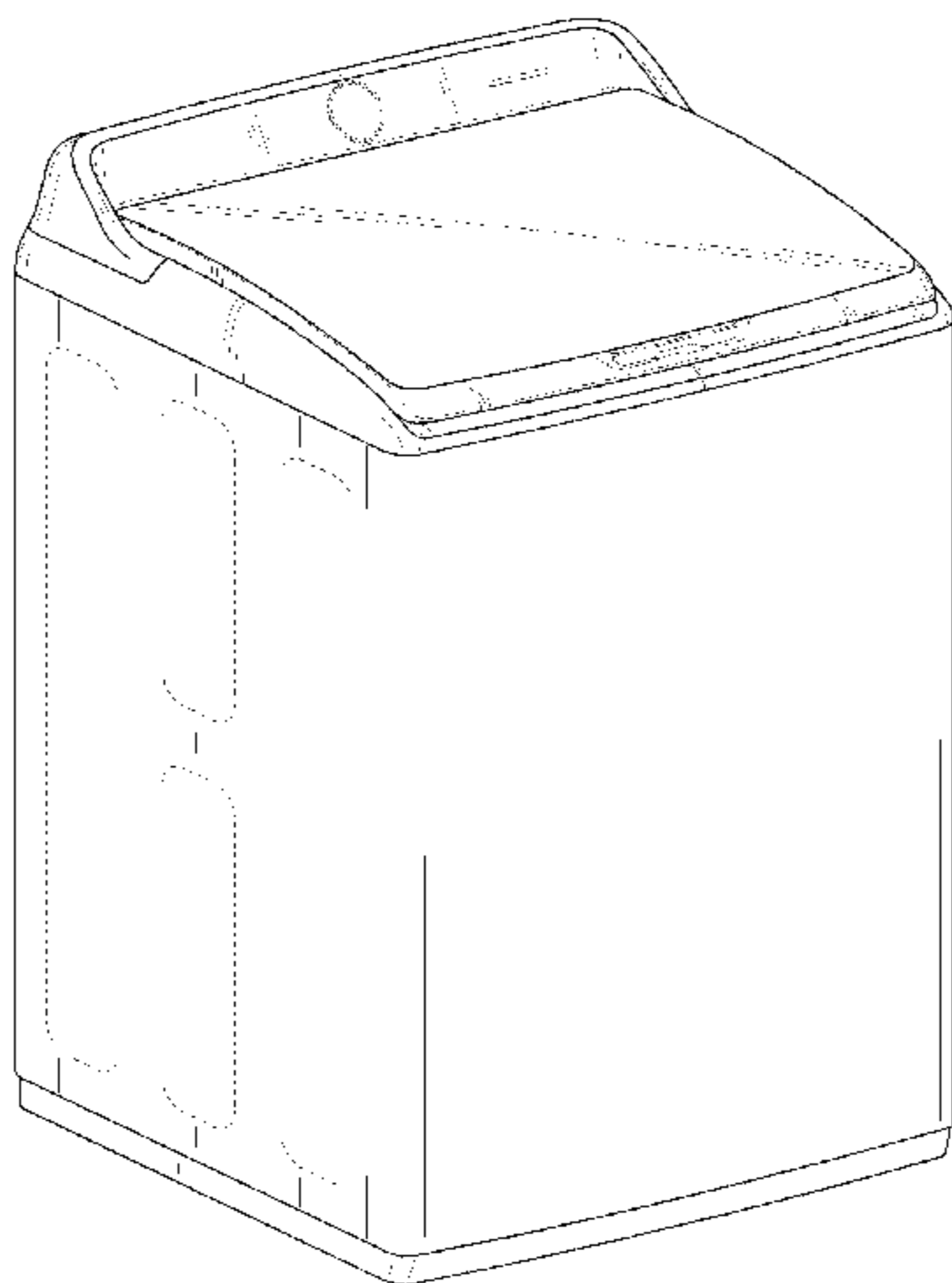


FIG. 1

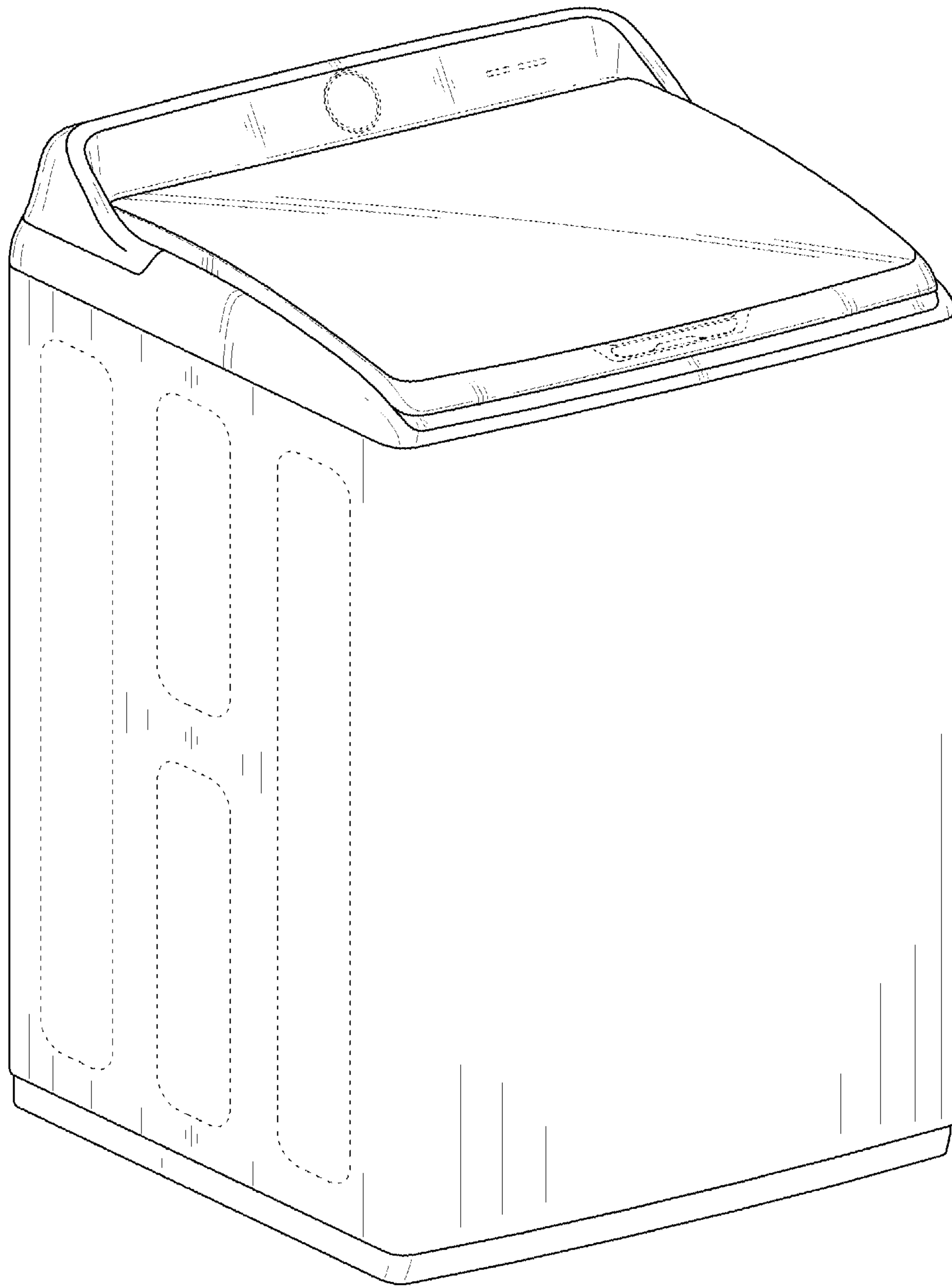


FIG. 2




FIG. 3




FIG. 4

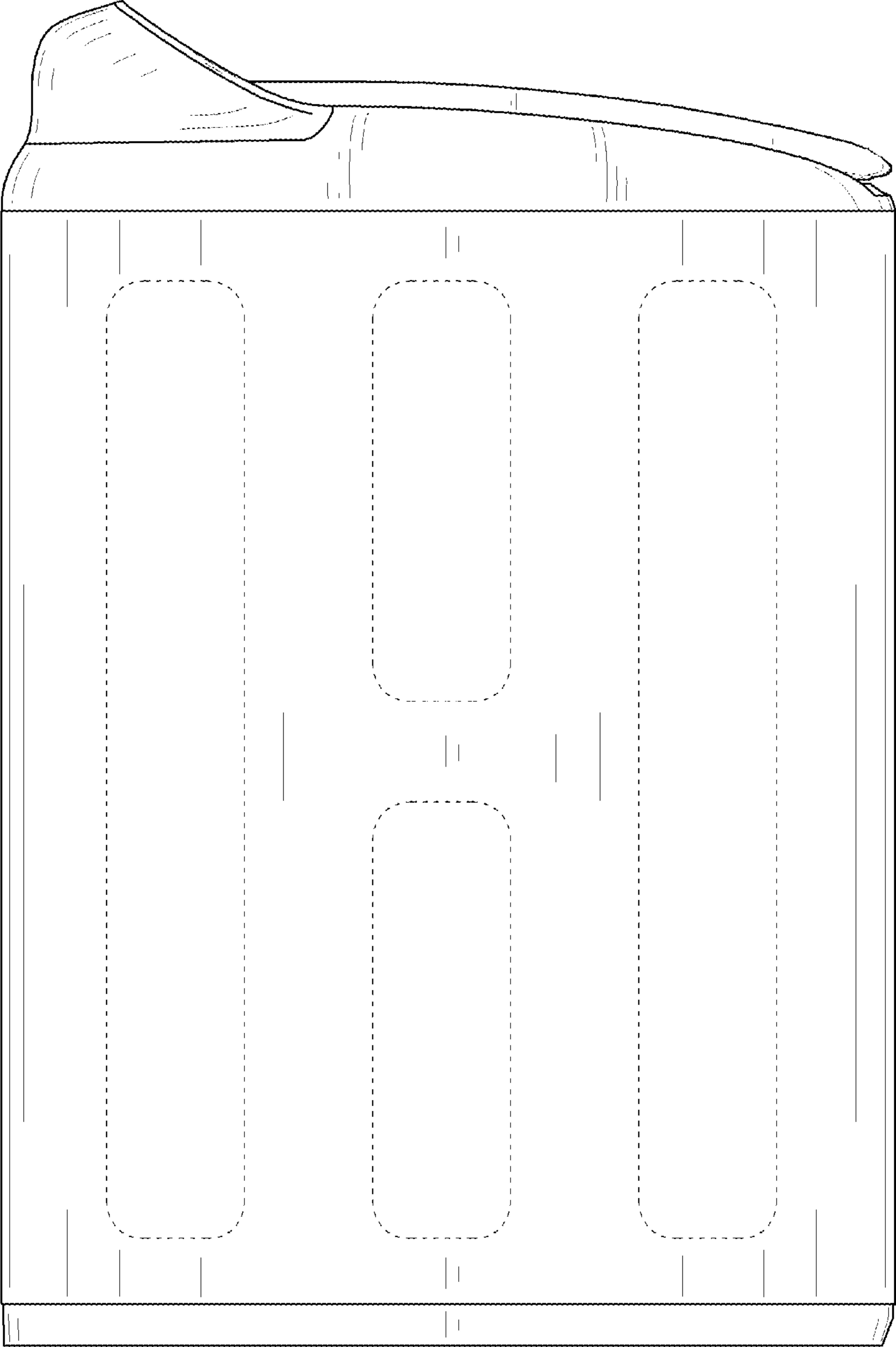


FIG. 5

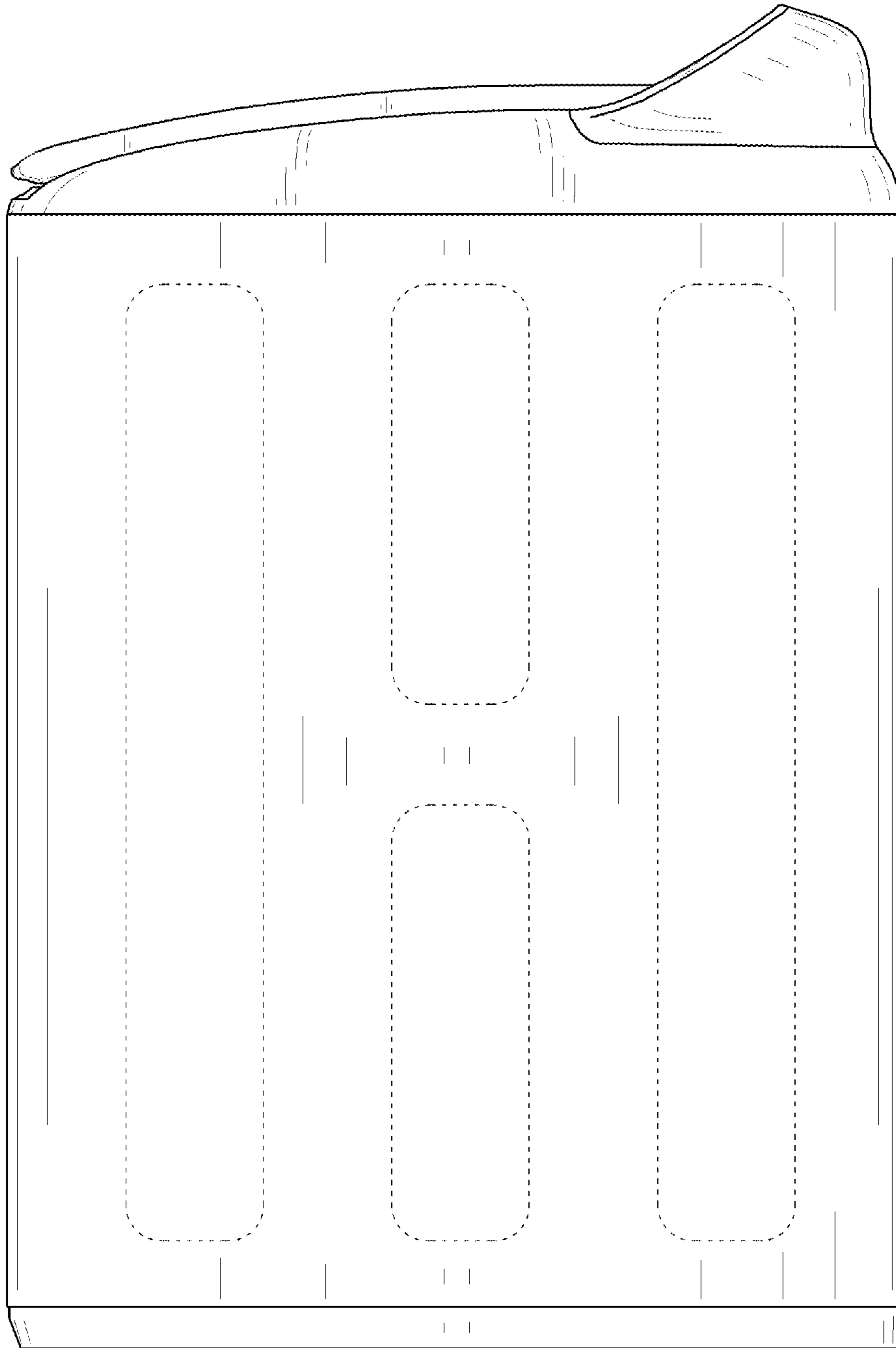


FIG. 6

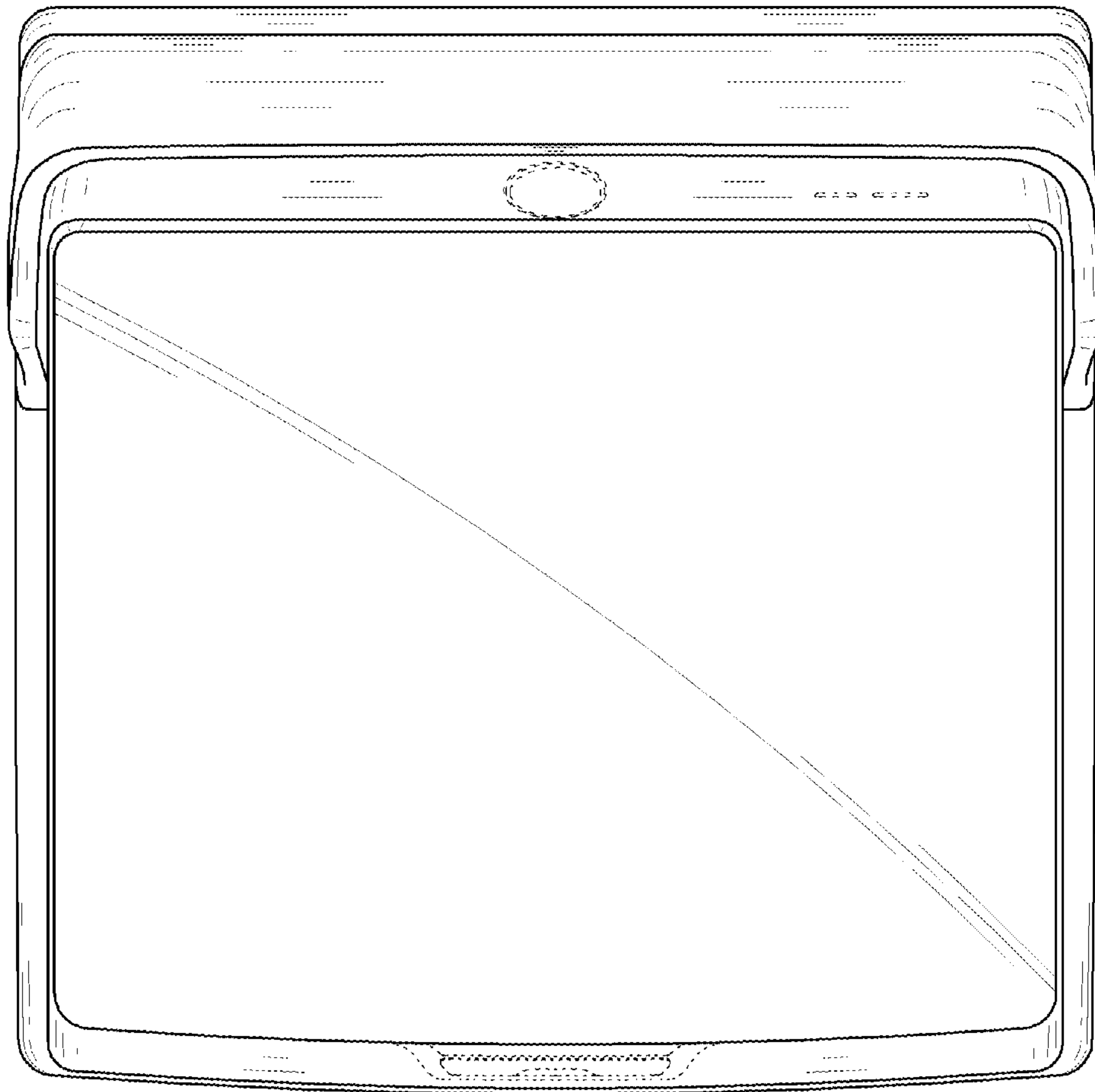


FIG. 7

