



US00D764098S

(12) **United States Design Patent**  
**Liu**

(10) **Patent No.:** **US D764,098 S**

(45) **Date of Patent:** **\*\* Aug. 16, 2016**

(54) **ELECTRONIC CIGARETTE**

(71) Applicant: **Qiuming Liu**, Shenzhen (CN)

(72) Inventor: **Qiuming Liu**, Shenzhen (CN)

(73) Assignee: **KIMREE HI-TECH INC**, Road Town,  
Tortola (VG)

(\*\*) Term: **14 Years**

(21) Appl. No.: **29/464,467**

(22) Filed: **Aug. 16, 2013**

(30) **Foreign Application Priority Data**

Jul. 26, 2013 (CN) ..... 2013 3 0355782

(51) **LOC (10) Cl.** ..... **27-01**

(52) **U.S. Cl.**  
USPC ..... **D27/101**

(58) **Field of Classification Search**  
USPC ..... D27/101, 162-165, 167, 194; D24/110;  
D23/213, 360, 363; 128/202.21;  
131/270-273, 328-330, 347, 348, 360  
CPC ... A61M 11/00; A61M 15/009; A24F 47/002;  
A24F 47/00; A24F 47/004; A24F 47/006;  
A24F 47/008

See application file for complete search history.

(56) **References Cited**

**U.S. PATENT DOCUMENTS**

D590,988 S \* 4/2009 Hon ..... D27/101  
D590,989 S \* 4/2009 Hon ..... D27/101  
D590,990 S \* 4/2009 Hon ..... D27/101

D590,991 S \* 4/2009 Hon ..... D27/101  
7,721,976 B2 \* 5/2010 Nolte et al. .... 239/224  
D631,956 S \* 2/2011 Lulla et al. .... D24/110  
D655,036 S \* 2/2012 Zhou ..... D27/101  
D662,257 S \* 6/2012 Alelov ..... D27/101  
D666,355 S \* 8/2012 Alelov ..... D27/101  
D683,897 S \* 6/2013 Liu ..... D27/170  
D684,311 S \* 6/2013 Liu ..... D27/101  
D685,522 S \* 7/2013 Potter et al. .... D27/101  
D687,999 S \* 8/2013 Liu ..... D27/101  
D690,002 S \* 9/2013 Storey et al. .... D24/110  
2008/0257367 A1 \* 10/2008 Paterno et al. .... 131/328  
2009/0217933 A1 \* 9/2009 Chen ..... 131/185  
2010/0200008 A1 \* 8/2010 Taieb ..... 131/360  
2011/0278189 A1 \* 11/2011 Terry et al. .... 206/459.1

\* cited by examiner

*Primary Examiner* — Susan Bennett Hattan

*Assistant Examiner* — Janice Hallmark

(74) *Attorney, Agent, or Firm* — Tim Tingkang Xia, Esq.;  
Locke Lord LLP

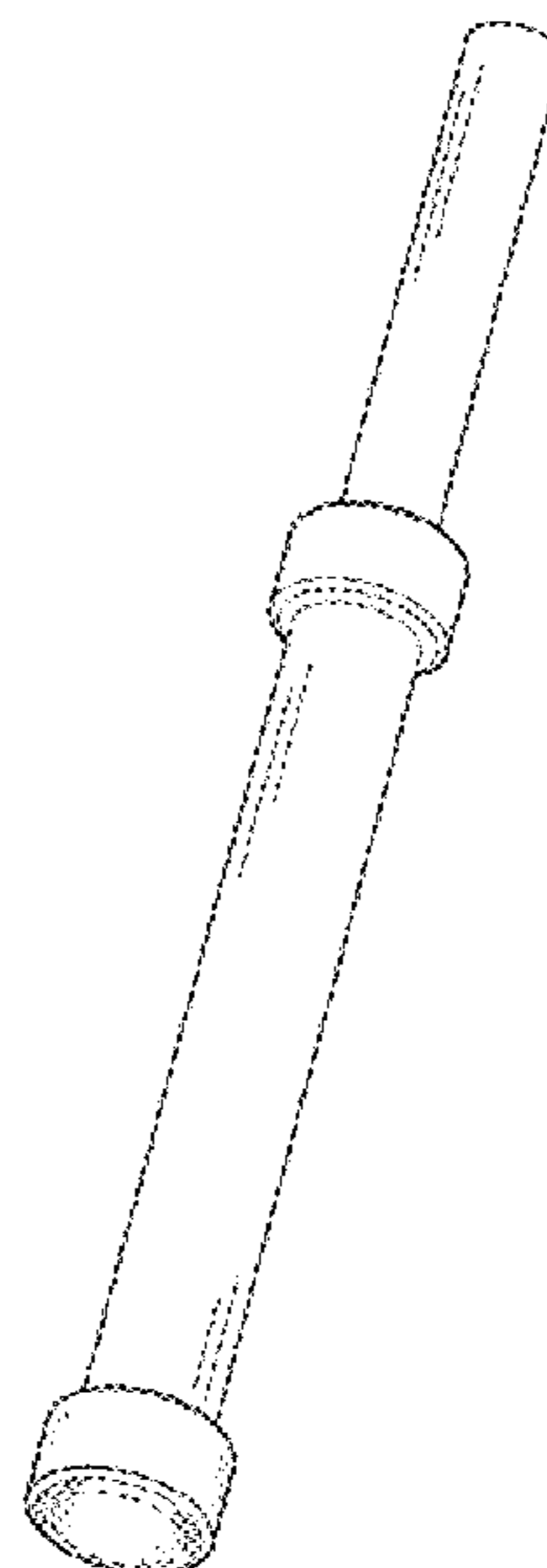
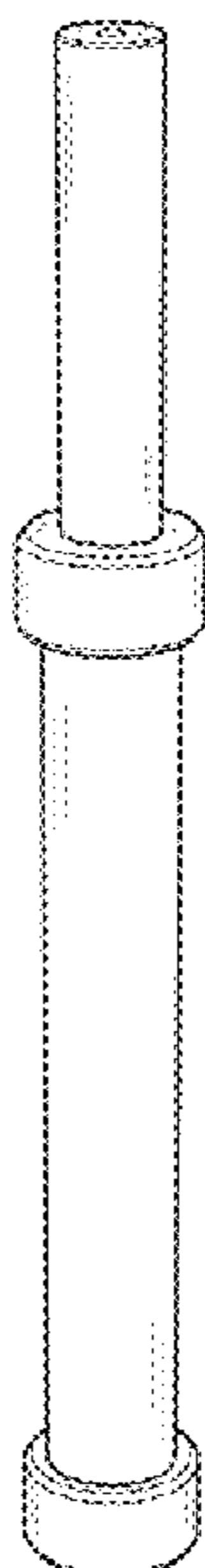
(57) **CLAIM**

The ornamental design for an electronic cigarette, as shown and described.

**DESCRIPTION**

FIG. 1 is a front elevation view of an electronic cigarette; FIG. 2 is a left side elevation view of the electronic cigarette; FIG. 3 is a top plan view of the electronic cigarette; FIG. 4 is a bottom plan view of the electronic cigarette; FIG. 5 is a perspective view of the electronic cigarette; and, FIG. 6 is another perspective view of the electronic cigarette. The broken lines in the drawings depict parts of the electronic cigarette that form no part of the claimed design.

**1 Claim, 5 Drawing Sheets**






Fig. 1




Fig. 2

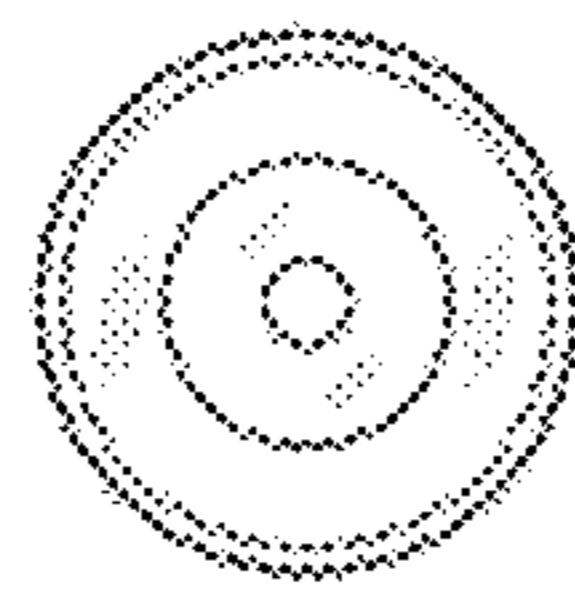


Fig. 3

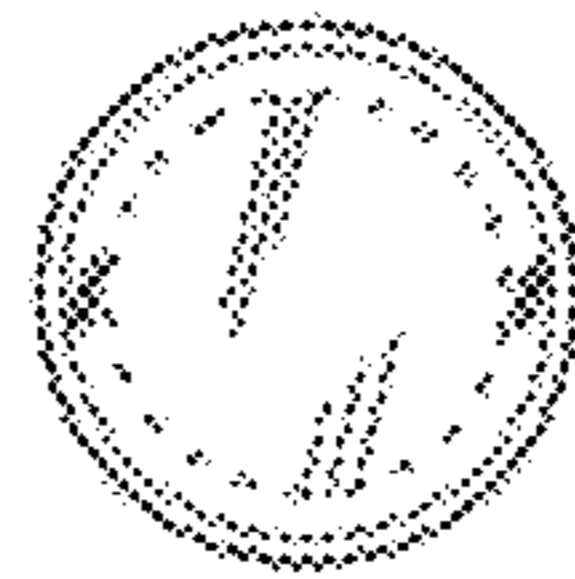


Fig. 4




Fig. 5

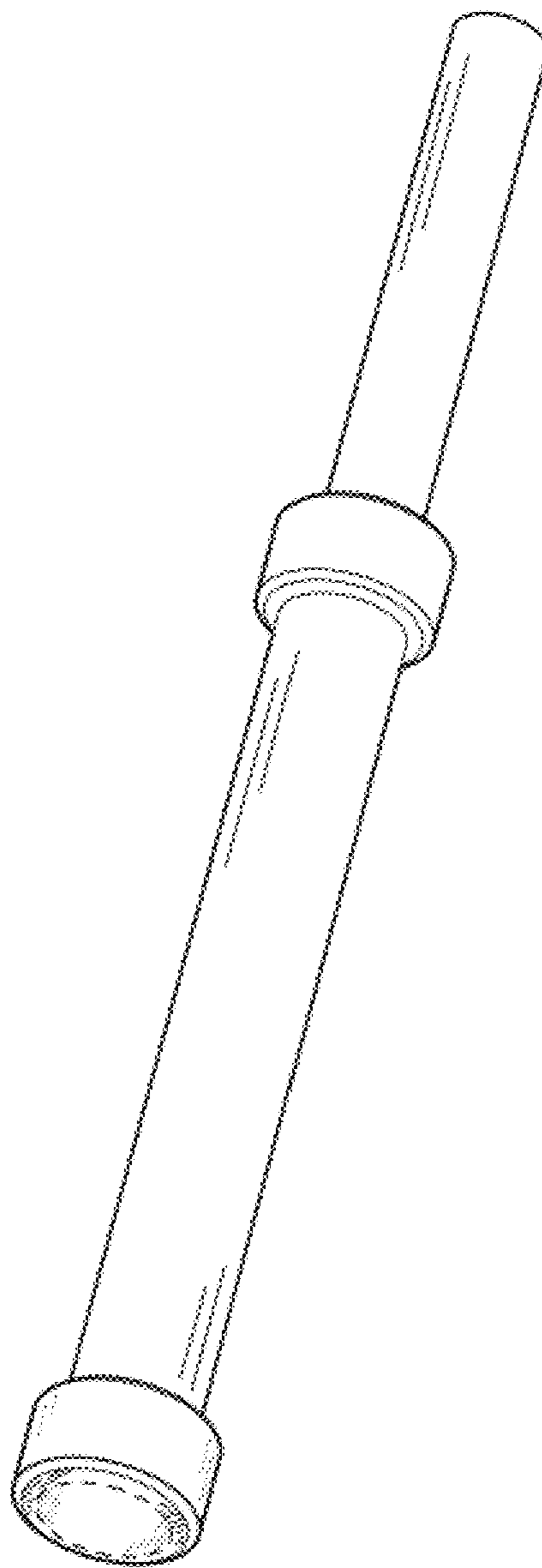


Fig. 6