



US00D764052S

(12) **United States Design Patent**
Kossow et al.

(10) **Patent No.:** **US D764,052 S**
(45) **Date of Patent:** **** Aug. 16, 2016**

- (54) **PORTABLE FEMALE URINE COLLECTION DEVICE**
- (71) Applicant: **Kenneth David Kossow**, Hollywood, FL (US)
- (72) Inventors: **Kenneth Kossow**, Hollywood, FL (US);
Sherrie Ann Unversaw, Hollywood, FL (US)
- (73) Assignee: **Kenneth David Kossow**, Hollywood, FL (US)

(**) Term: **14 Years**

(21) Appl. No.: **29/503,884**

(22) Filed: **Sep. 30, 2014**

Related U.S. Application Data

(63) Continuation of application No. 13/657,446, filed on Oct. 22, 2012, now abandoned.

(51) **LOC (10) Cl.** **24-02**

(52) **U.S. Cl.**
USPC **D24/122**

(58) **Field of Classification Search**
USPC D24/121-123, 224; D23/274, 302, 295,
D23/309, 200; 4/144.1-144.4, 459, 460;
604/329, 317, 330; 600/573, 574
CPC .. A61G 9/006; A61G 2200/12; A61F 5/4556;
A61B 10/007

See application file for complete search history.

(56) **References Cited**

U.S. PATENT DOCUMENTS

- 2,956,287 A * 10/1960 Stanford A61G 9/006
131/241
- 4,305,161 A 12/1981 Diaz
- 4,846,818 A * 7/1989 Keldahl A61F 5/455
600/30
- 5,009,236 A 4/1991 Brothers
- D340,768 S * 10/1993 Jabour D10/46.2
- D353,669 S * 12/1994 Jones D24/122
- 5,422,076 A * 6/1995 Jones A61B 10/007
206/569

- D368,135 S * 3/1996 Vasai D22/135
- 5,571,095 A 11/1996 Lu
- 6,081,941 A * 7/2000 Beck, Jr. A47K 11/02
4/449
- 6,168,609 B1 * 1/2001 Kamen A61F 5/4553
600/573
- 6,299,606 B1 10/2001 Young
- D456,898 S * 5/2002 Yang D24/122
- 6,571,402 B1 * 6/2003 Dobron B60R 9/06
4/449
- 6,659,986 B1 12/2003 Nilstein
- 6,699,174 B1 * 3/2004 Bennett A61F 5/455
4/144.2
- 2002/0193762 A1 12/2002 Suydam
- 2007/0185465 A1 8/2007 Campbell et al.

FOREIGN PATENT DOCUMENTS

- JP 2002000633 A 1/2002
- KR 20110014704 A 2/2011
- WO 2005084594 A1 9/2005

* cited by examiner

Primary Examiner — David Muller

(74) *Attorney, Agent, or Firm* — Laurence A. Greenberg;
Werner H. Stemer; Ralph E. Locher

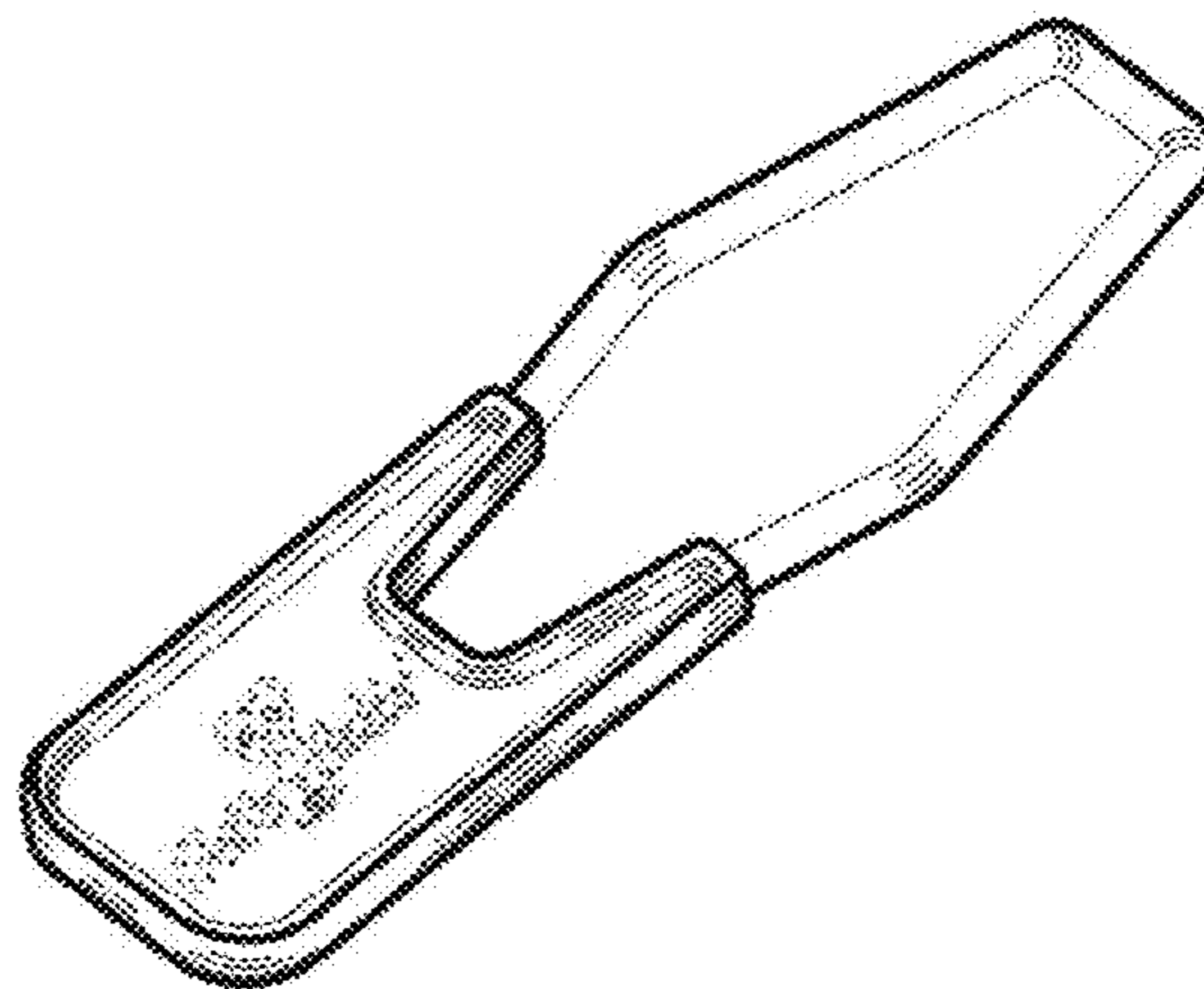
(57) **CLAIM**

The ornamental design for a portable female urine collection device, as shown and described.

DESCRIPTION

FIG. 1 is a top plan view of the portable female urine collection device showing my new design;
FIG. 2 is a side elevation view thereof;
FIG. 3 is a bottom view thereof;
FIG. 4 is a front view thereof;
FIG. 5 is a rear view thereof;
FIG. 6 is a perspective top view thereof; and,
FIG. 7 is a perspective bottom view thereof.
The broken line showing of parts of the drawings is included for the purpose of illustrating use and environment and forms no part of the claimed design.

1 Claim, 7 Drawing Sheets



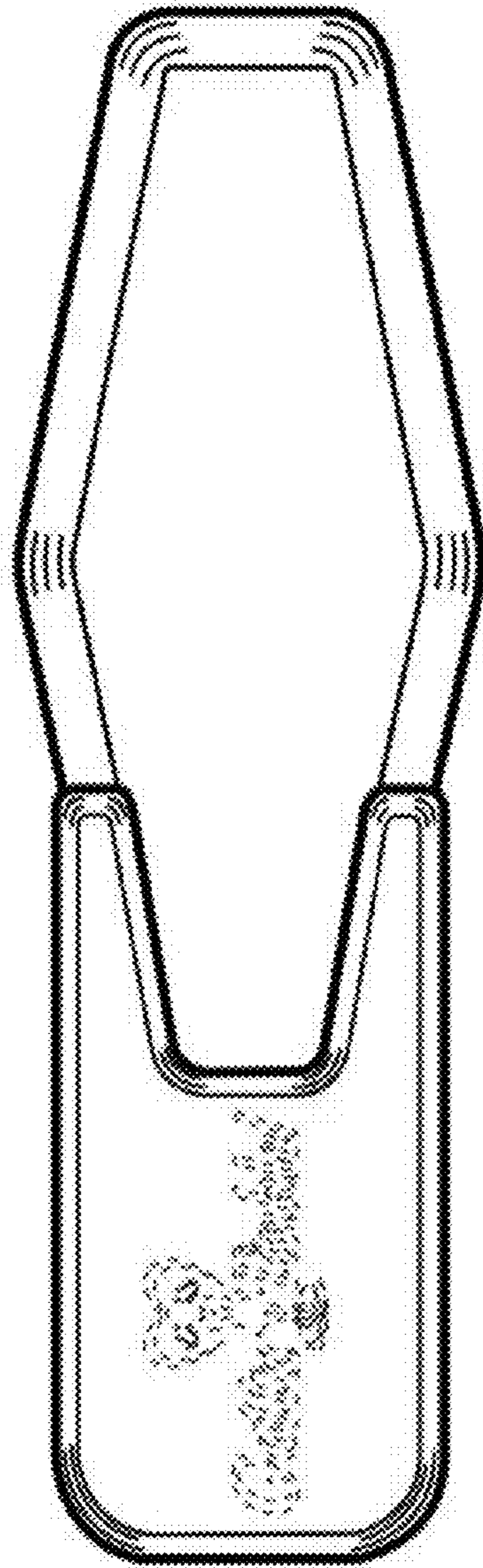


FIG. 1

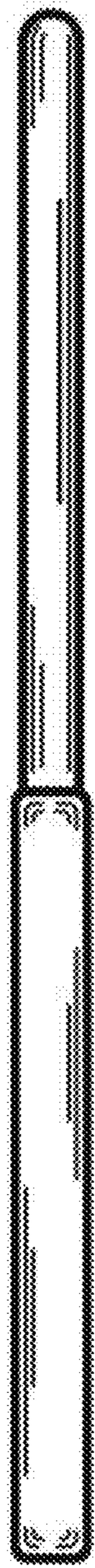


FIG. 2

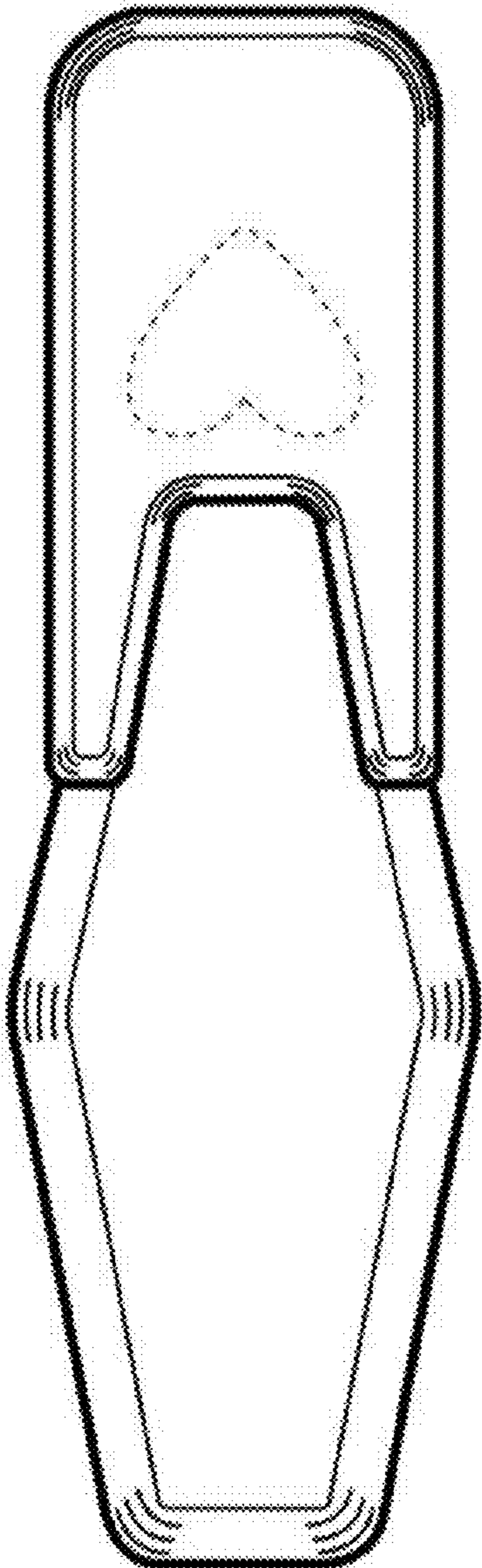


FIG. 3




FIG. 4



FIG. 5

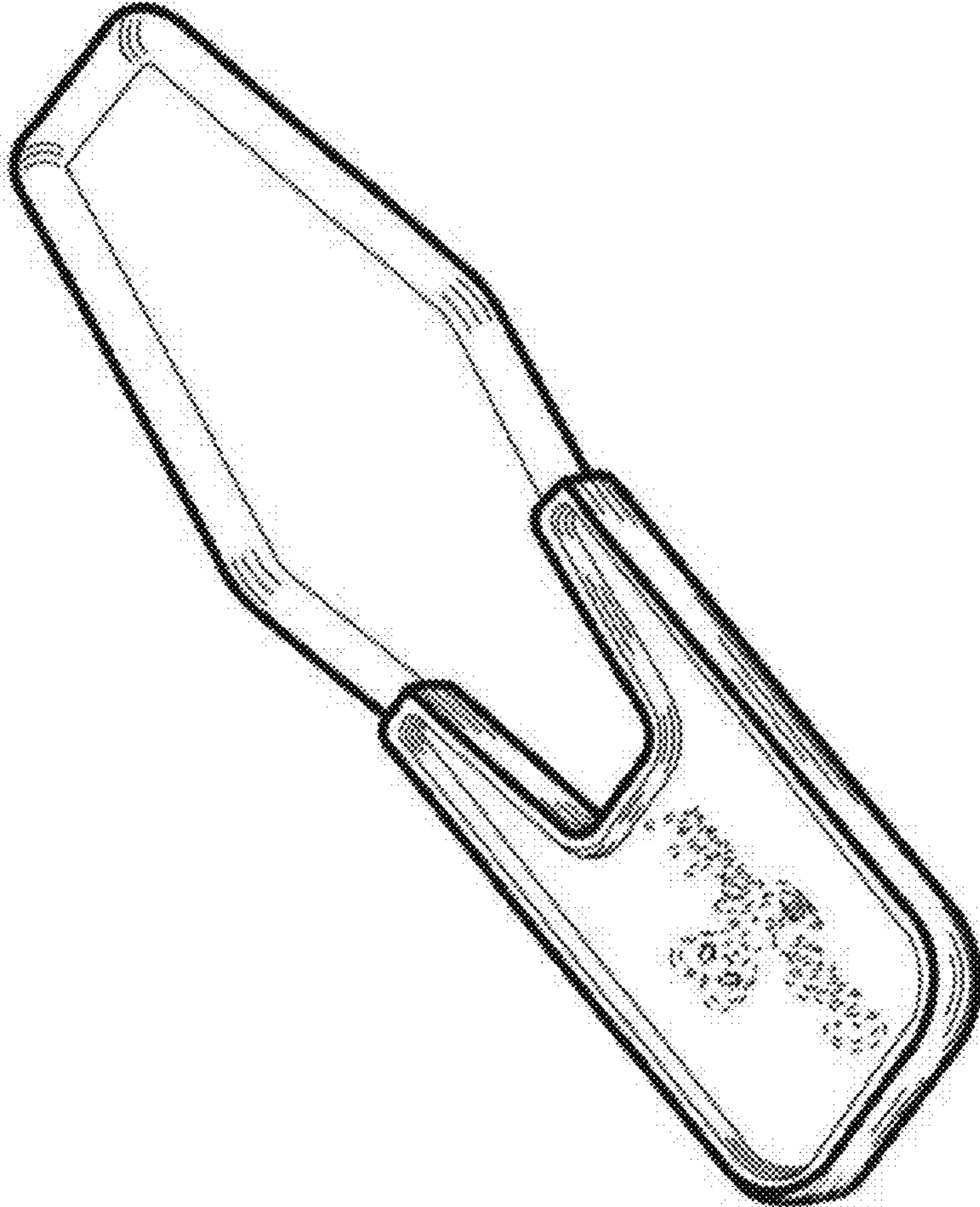


FIG. 6

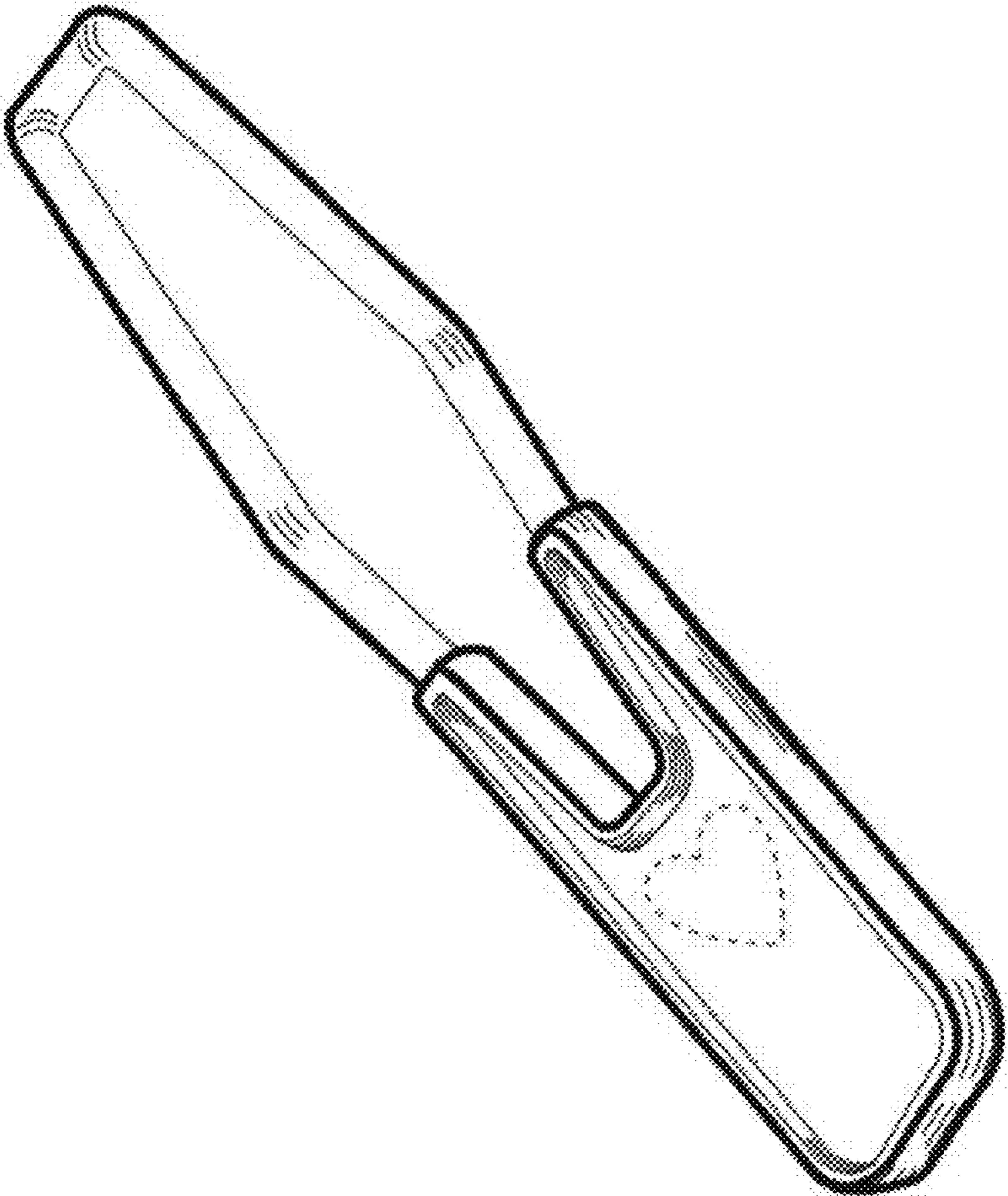


FIG. 7