

US00D764038S

(12) **United States Design Patent**
Niki

(10) **Patent No.:** **US D764,038 S**

(45) **Date of Patent:** **** Aug. 16, 2016**

(54) **AIR CONDITIONER**

(71) Applicant: **Kentarou Niki**, Kusatsu (JP)

(72) Inventor: **Kentarou Niki**, Kusatsu (JP)

(73) Assignee: **DAIKIN INDUSTRIES LTD.**,
Osaka-Shi, Osaka-Fu (JP)

(**) Term: **15 Years**

(21) Appl. No.: **29/531,363**

(22) Filed: **Jun. 25, 2015**

(30) **Foreign Application Priority Data**

Feb. 6, 2015 (JP) 2015-002326

(51) **LOC (10) Cl.** **23-04**

(52) **U.S. Cl.**
USPC **D23/351**

(58) **Field of Classification Search**
USPC D23/314, 317, 324, 328, 329, 330, 332,
D23/333, 335, 341, 342, 351, 353, 354, 355,
D23/356, 359, 364, 365, 370, 385, 386, 388,
D23/393

CPC F24F 1/00; F24F 1/0007; F24F 1/02;
F24F 1/08; F24F 1/42; F24F 1/56; F24F 1/60;
F24F 3/044; F24F 3/048; F24F 3/16; F24F
7/00; F24F 7/04; F24F 12/00; F24F 12/006
See application file for complete search history.

(56) **References Cited**

U.S. PATENT DOCUMENTS

D330,585 S * 10/1992 Saito D23/351

D537,511 S * 2/2007 Nagahori D23/351
D539,404 S * 3/2007 Nagahori D23/351
D539,888 S * 4/2007 Tsuji D23/351
D553,727 S * 10/2007 Kato D23/351
D579,094 S * 10/2008 Motonishi D23/351
D616,082 S * 5/2010 Tsuji D23/351
D621,491 S * 8/2010 Tsuji D23/351
D705,409 S * 5/2014 Hagiwara D23/351
D705,917 S * 5/2014 Hagiwara D23/351
D724,715 S * 3/2015 Isshiki D23/351

* cited by examiner

Primary Examiner — George D Kirschbaum

Assistant Examiner — Natasha Vujcic

(74) *Attorney, Agent, or Firm* — Manabu Kanetsaka

(57) **CLAIM**

The ornamental design for an air conditioner, as shown and described.

DESCRIPTION

FIG. 1 is a perspective view of an air conditioner showing my new design;

FIG. 2 is a front view thereof;

FIG. 3 is a rear view thereof;

FIG. 4 is a plan view thereof;

FIG. 5 is a bottom view thereof;

FIG. 6 is a left side view thereof;

FIG. 7 is a right side view thereof; and,

FIG. 8 is a cross-sectional view thereof along the line 8-8 in FIG. 2.

The broken lines depict portions of the air conditioner that form no part of claimed design.

1 Claim, 6 Drawing Sheets

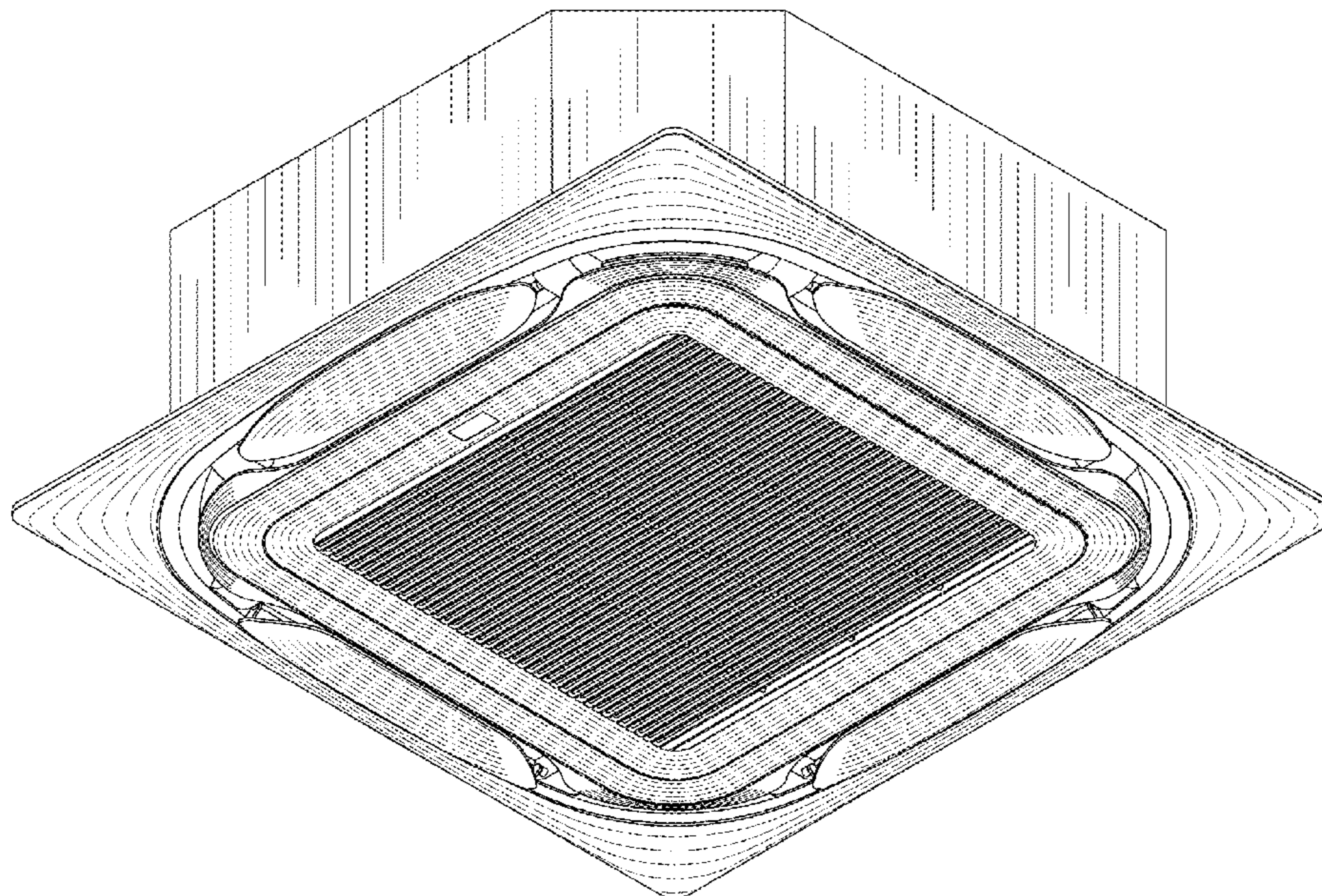


Fig. 1

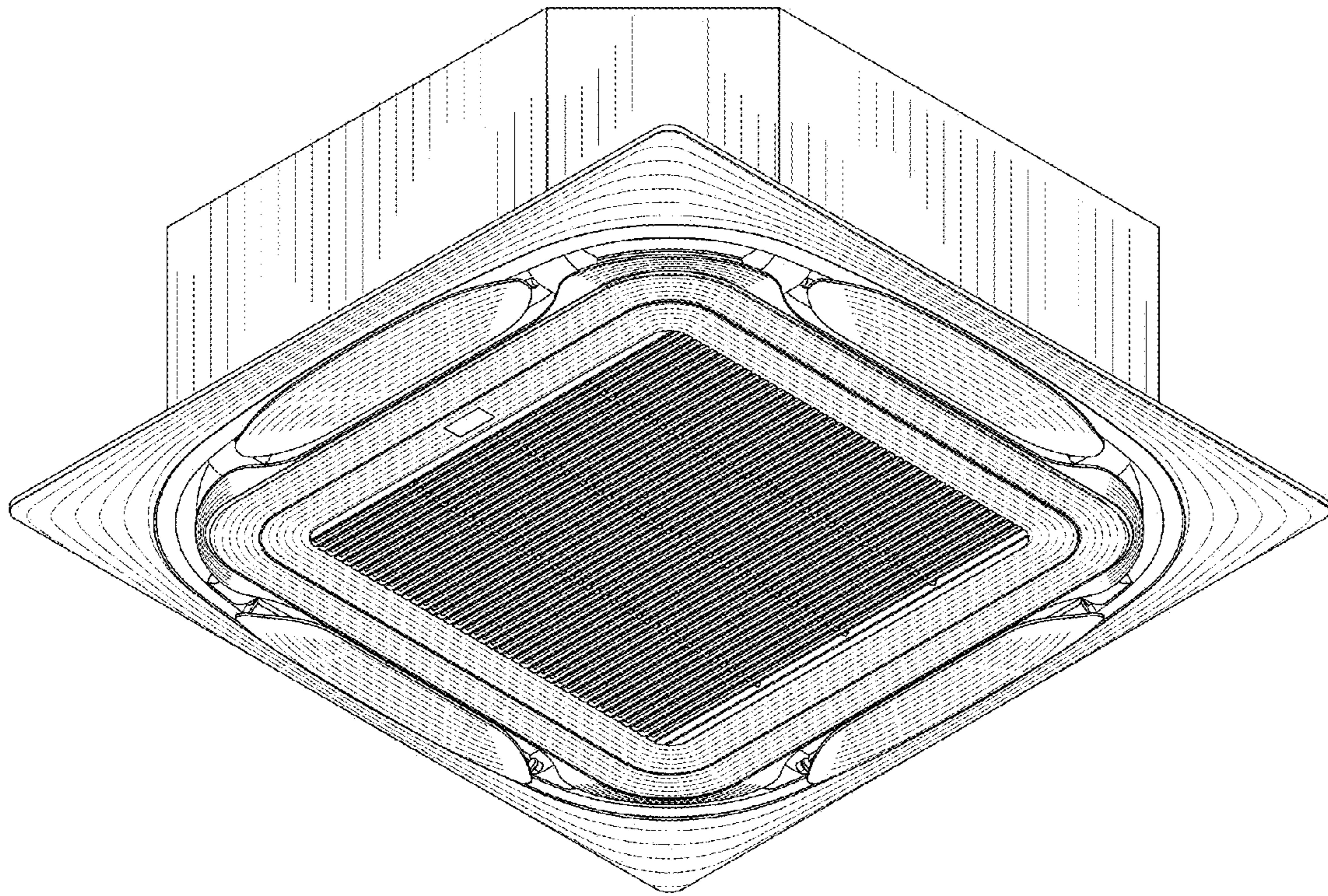


Fig. 2

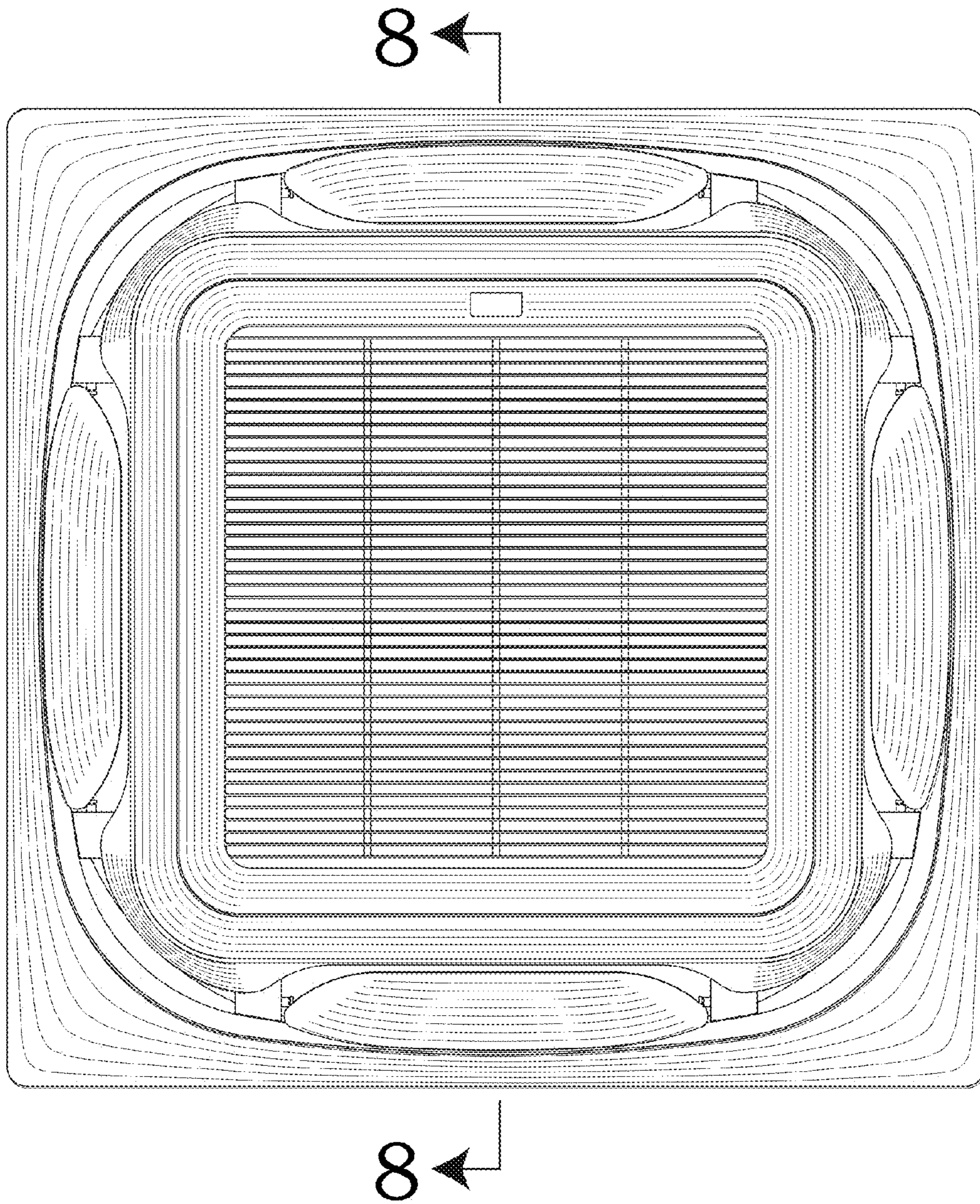


Fig. 3

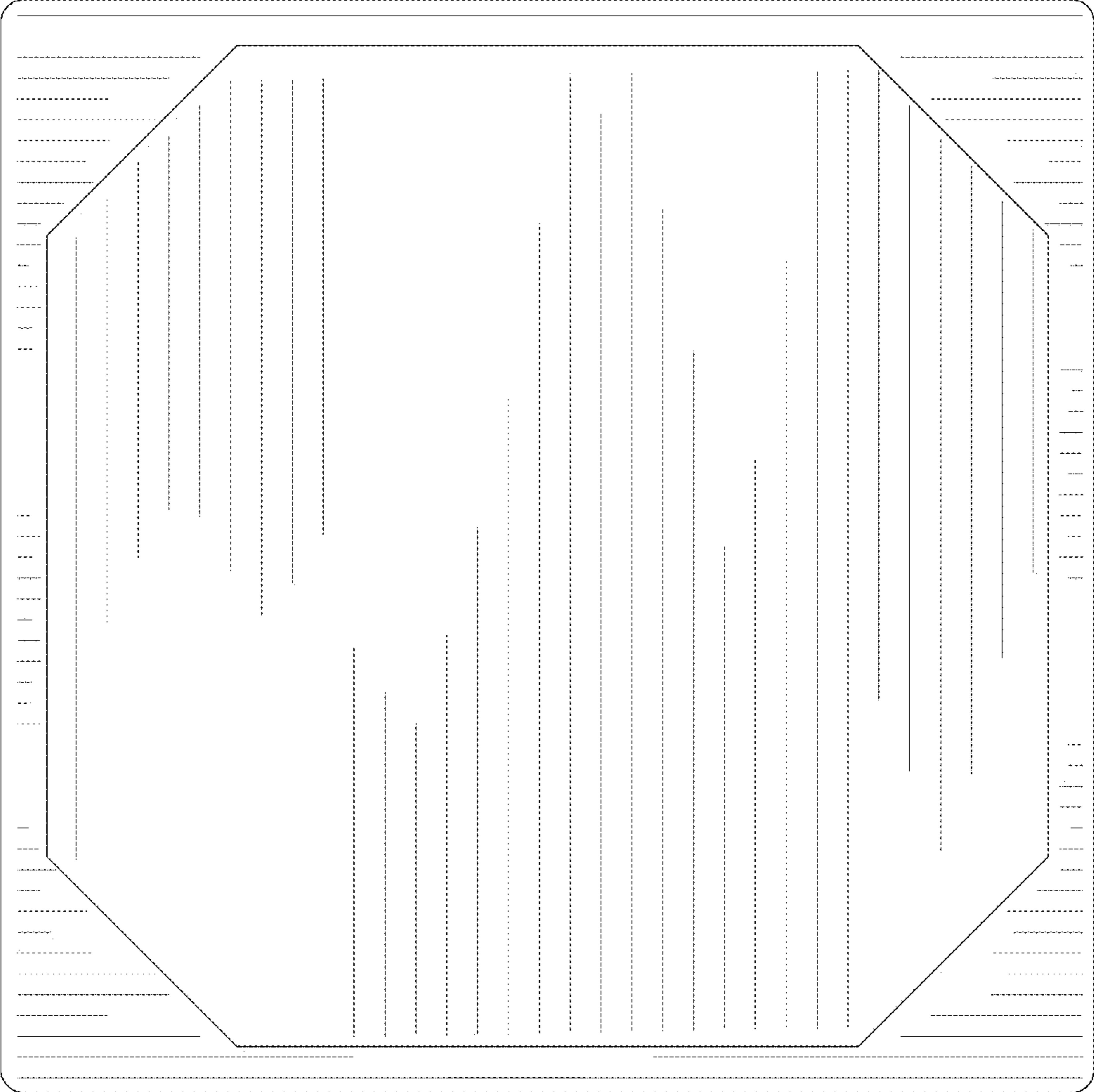


Fig. 4

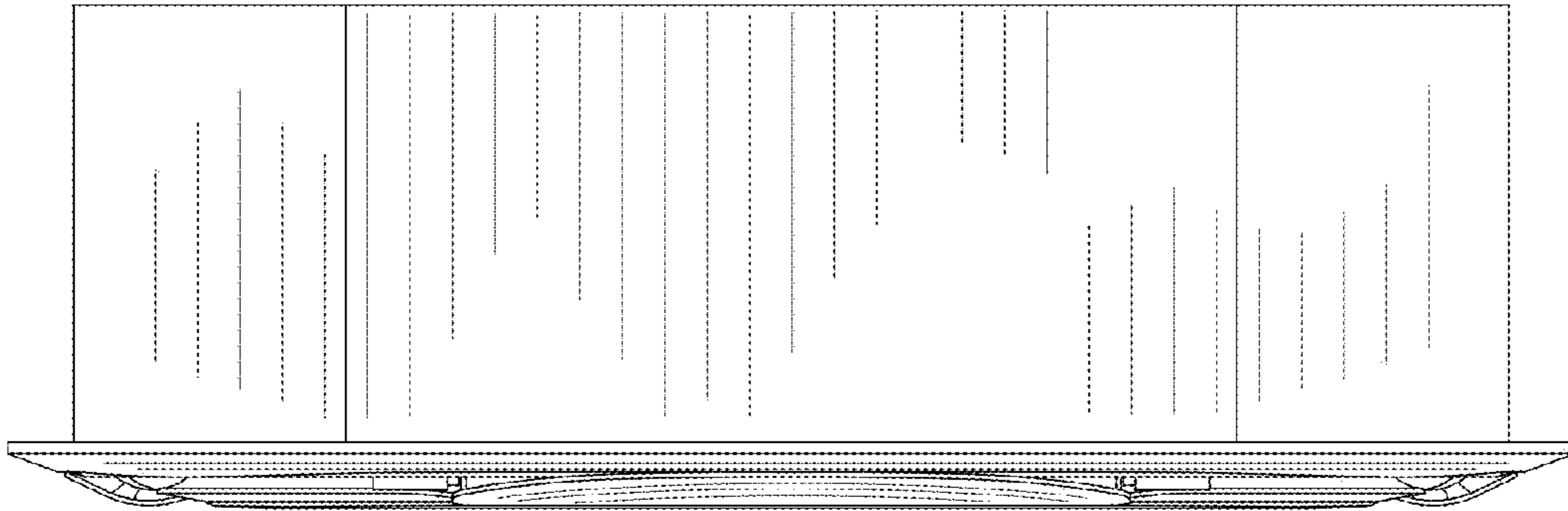


Fig. 5

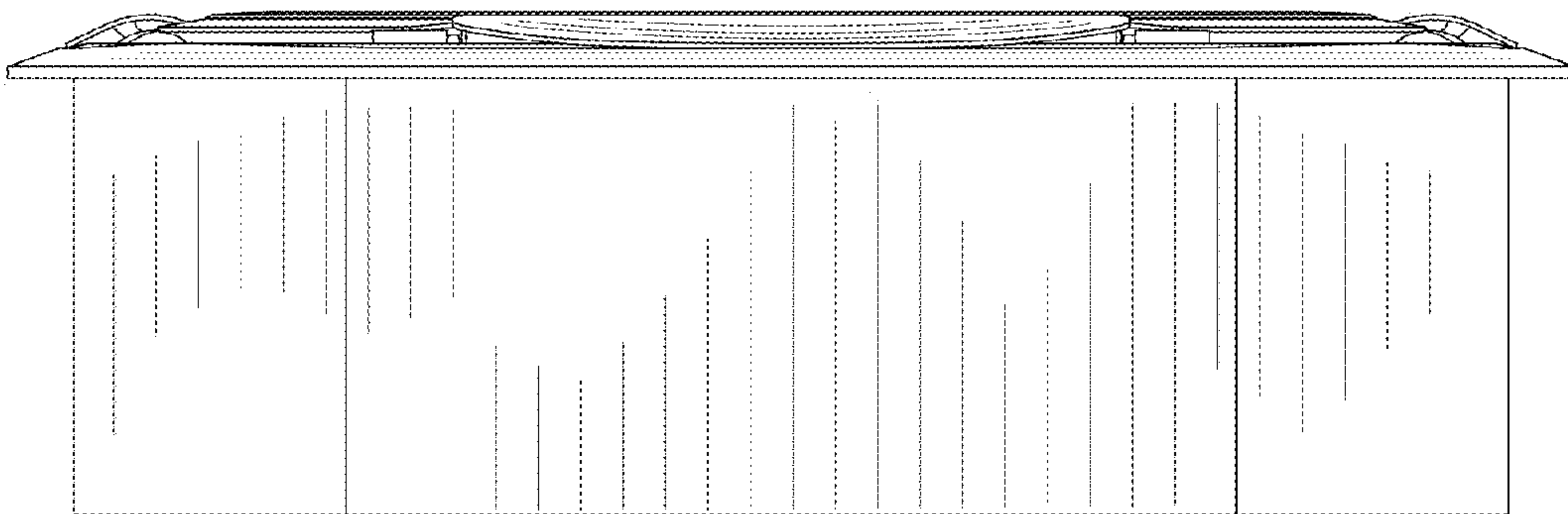


Fig. 6




Fig. 7




Fig. 8

