



US00D763961S

(12) **United States Design Patent**
Zhang

(10) **Patent No.:** **US D763,961 S**

(45) **Date of Patent:** **** Aug. 16, 2016**

(54) **WRITING INSTRUMENT**

(71) Applicant: **Riteline LLC**, Dallas, TX (US)

(72) Inventor: **Enmin Zhang**, Southlake, TX (US)

(73) Assignee: **Riteline LLC**, Dallas, TX (US)

(**) Term: **14 Years**

(21) Appl. No.: **29/522,241**

(22) Filed: **Mar. 27, 2015**

(51) **LOC (10) Cl.** **19-06**

(52) **U.S. Cl.**
USPC **D19/172; D19/918**

(58) **Field of Classification Search**
USPC D14/411; D19/115-204
CPC B43K 5/00; B43K 7/00; B43K 7/10;
B43K 7/12; B43K 8/04; B43K 19/00; B43K
19/02; B43K 19/14
See application file for complete search history.

(56) **References Cited**

U.S. PATENT DOCUMENTS

D265,212 S	6/1982	Spiegel	
D549,778 S *	8/2007	Kent	D19/172
D567,287 S *	4/2008	Anand	D19/174
D579,497 S *	10/2008	Yoon	D19/171
D583,414 S	12/2008	Booker	
D619,169 S *	7/2010	Kent	D19/172
D622,317 S *	8/2010	Li	D19/172
D626,597 S *	11/2010	Casciotti	D19/201
D630,247 S *	1/2011	Shimizu	D19/172
D641,408 S *	7/2011	Zhang	D19/172
D647,137 S *	10/2011	Uchiyama	D19/172
D648,789 S *	11/2011	Shibata	D19/172
D651,241 S *	12/2011	Liang	D19/172
D651,244 S *	12/2011	Yuan	D19/172

D651,245 S *	12/2011	Yuan	D19/172
D652,080 S *	1/2012	Shibata	D19/172
D653,705 S *	2/2012	Pearson	D19/172
D656,193 S *	3/2012	Yuan	D19/172
D664,197 S *	7/2012	Casciotti	D19/201
D665,025 S *	8/2012	Li	D19/172
D667,882 S *	9/2012	Uchiyama	D19/172
D672,813 S *	12/2012	Zhang	D19/172
D679,326 S *	4/2013	Li	D19/172
D690,358 S *	9/2013	Jin	D19/172
D692,483 S *	10/2013	Laemle	D19/172
D692,484 S *	10/2013	Laemle	D19/172
D700,238 S	2/2014	Slemp	
D706,348 S	6/2014	Inoue et al.	
D710,941 S *	8/2014	Casciotti	D19/177
D726,825 S *	4/2015	Casciotti	D19/171
D746,376 S *	12/2015	Fleming	D19/192
D753,226 S *	4/2016	Casciotti	D19/201

* cited by examiner

Primary Examiner — Elizabeth Albert

(74) *Attorney, Agent, or Firm* — Wei Wei Jeang; Martin Grable Fulton PLLC

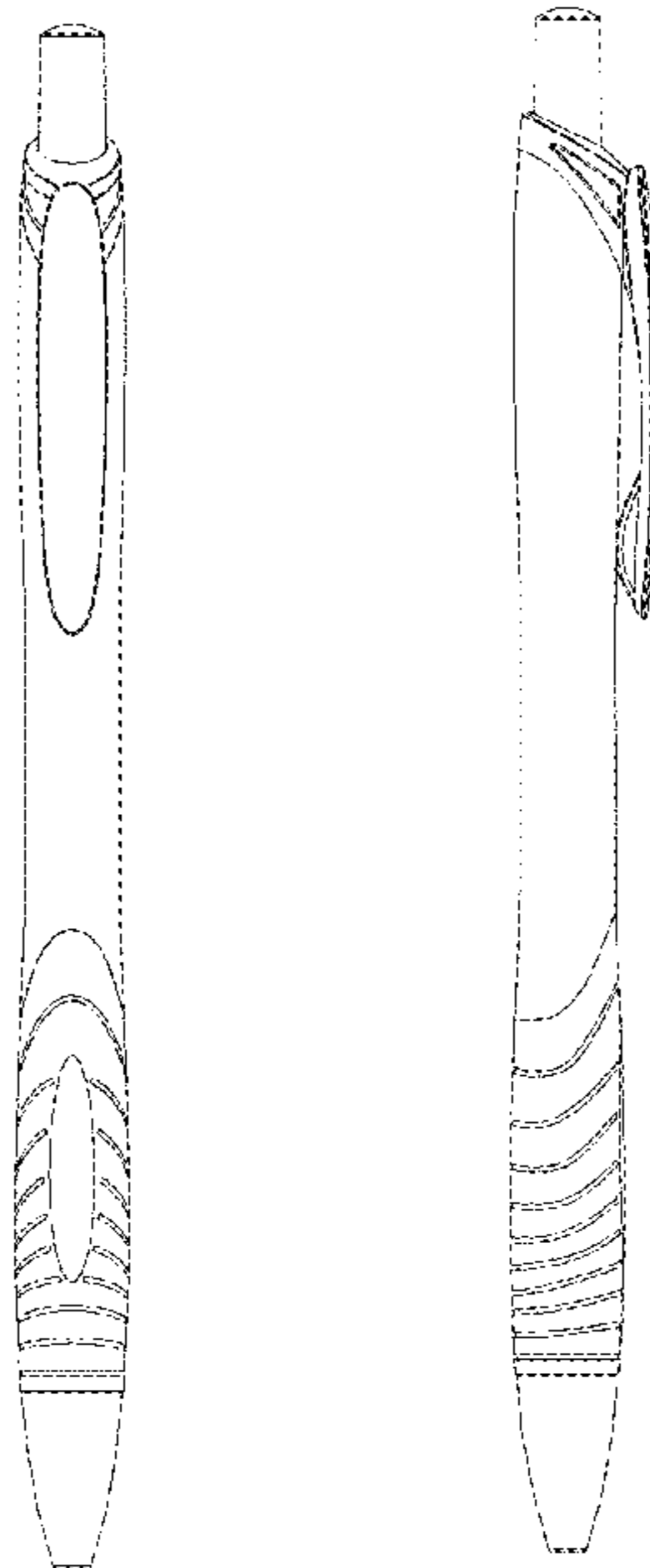
(57) **CLAIM**

The ornamental design for a writing instrument, as shown and described.

DESCRIPTION

FIG. 1 is a front elevational view of a writing instrument showing our new design;
FIG. 2 is a rear elevational view thereof;
FIG. 3 is a right side elevational view thereof;
FIG. 4 is a left side elevational view thereof;
FIG. 5 is a left, front, top perspective view thereof;
FIG. 6 is right, front, top perspective view thereof;
FIG. 7 is a top plan view thereof; and,
FIG. 8 is a bottom plan view thereof.

1 Claim, 2 Drawing Sheets



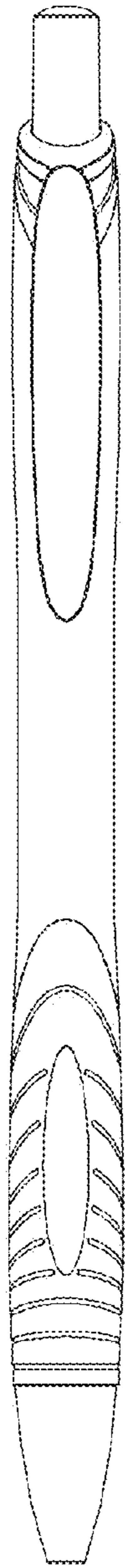


FIG .1




FIG .2




FIG .3




FIG .4




FIG .5

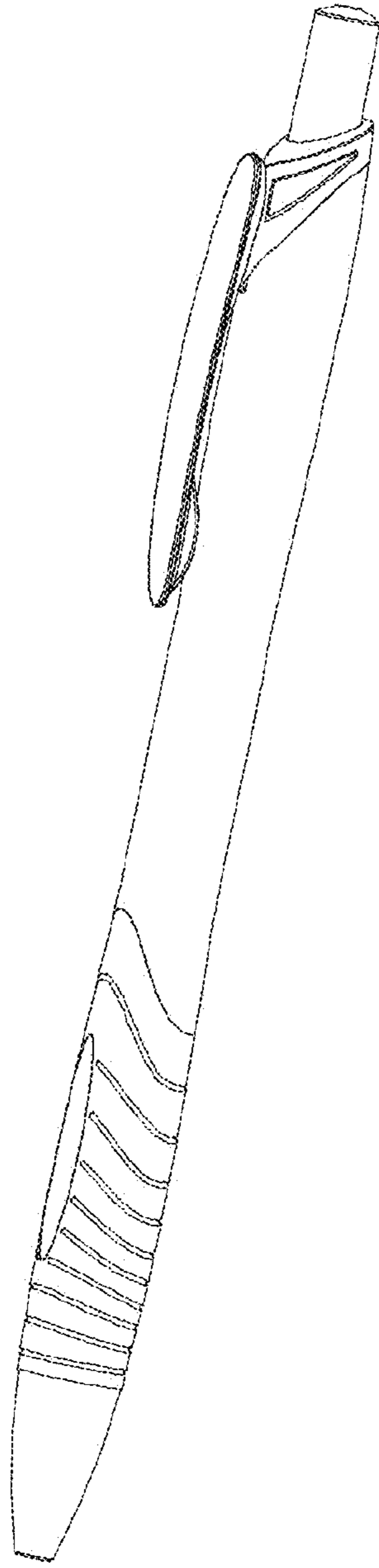


FIG .6




FIG .7

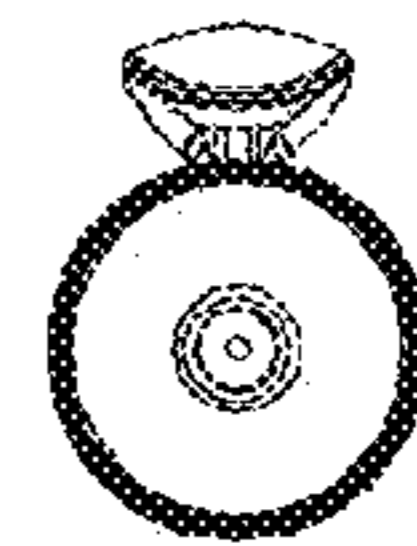


FIG .8