



US00D763956S

(12) **United States Design Patent**
Lee et al.

(10) **Patent No.:** **US D763,956 S**
(45) **Date of Patent:** **** Aug. 16, 2016**

(54) **PRINTER**

(71) Applicant: **Samsung Electronics Co., Ltd.**,
Suwon-si (KR)
(72) Inventors: **Sang-In Lee**, Seongnam-si (KR);
Seung-Wook Jeong, Seoul (KR)
(73) Assignee: **Samsung Electronics Co., Ltd.**,
Suwon-si (KR)

(**) Term: **14 Years**

(21) Appl. No.: **29/506,284**

(22) Filed: **Oct. 14, 2014**

(30) **Foreign Application Priority Data**

Apr. 15, 2014 (KR) 30-2014-0019024

(51) **LOC (10) Cl.** **14-02**

(52) **U.S. Cl.**
USPC **D18/50**

(58) **Field of Classification Search**
USPC D18/4.5, 4.6, 14, 19, 36-39, 50, 54,
D18/54.1, 55
CPC B41J 3/4075; B41J 11/58; B41J 15/12;
B41J 15/042; B41J 17/00; B41J 29/02;
B41J 29/08

See application file for complete search history.

(56) **References Cited**

U.S. PATENT DOCUMENTS

D354,277 S *	1/1995	Kuzumoto	D14/434
D437,879 S *	2/2001	Weinandt	D18/50
D664,192 S *	7/2012	Emmenegger	D18/50
D678,403 S *	3/2013	Seki	D18/50
D694,318 S *	11/2013	Jihoon	D18/50
D722,109 S *	2/2015	Nanno	D18/50
D732,607 S *	6/2015	Backs	D18/50

* cited by examiner

Primary Examiner — Cathy Anne MacCormac

(74) *Attorney, Agent, or Firm* — NSIP Law

(57) **CLAIM**

We claim the ornamental design for a printer, as shown and described.

DESCRIPTION

FIG. 1 is a front perspective view of a printer showing our new design;

FIG. 2 is a front view thereof;

FIG. 3 is a rear view thereof;

FIG. 4 is a left-side view thereof;

FIG. 5 is a right-side view thereof;

FIG. 6 is a top view thereof; and,

FIG. 7 is a bottom view thereof.

The broken lines in the figures depict environmental subject matter and no part of the claimed design.

1 Claim, 4 Drawing Sheets

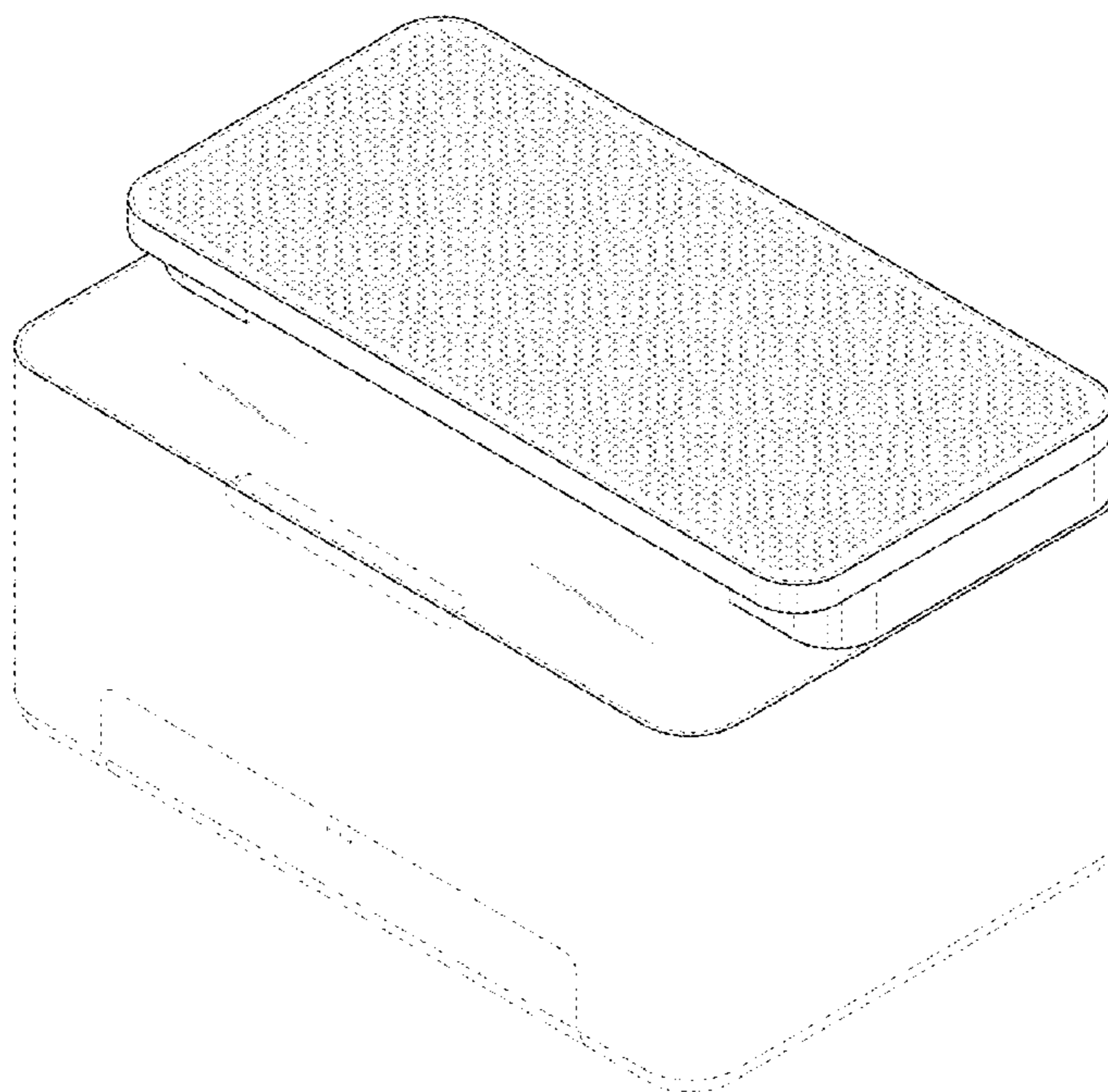


FIG. 1

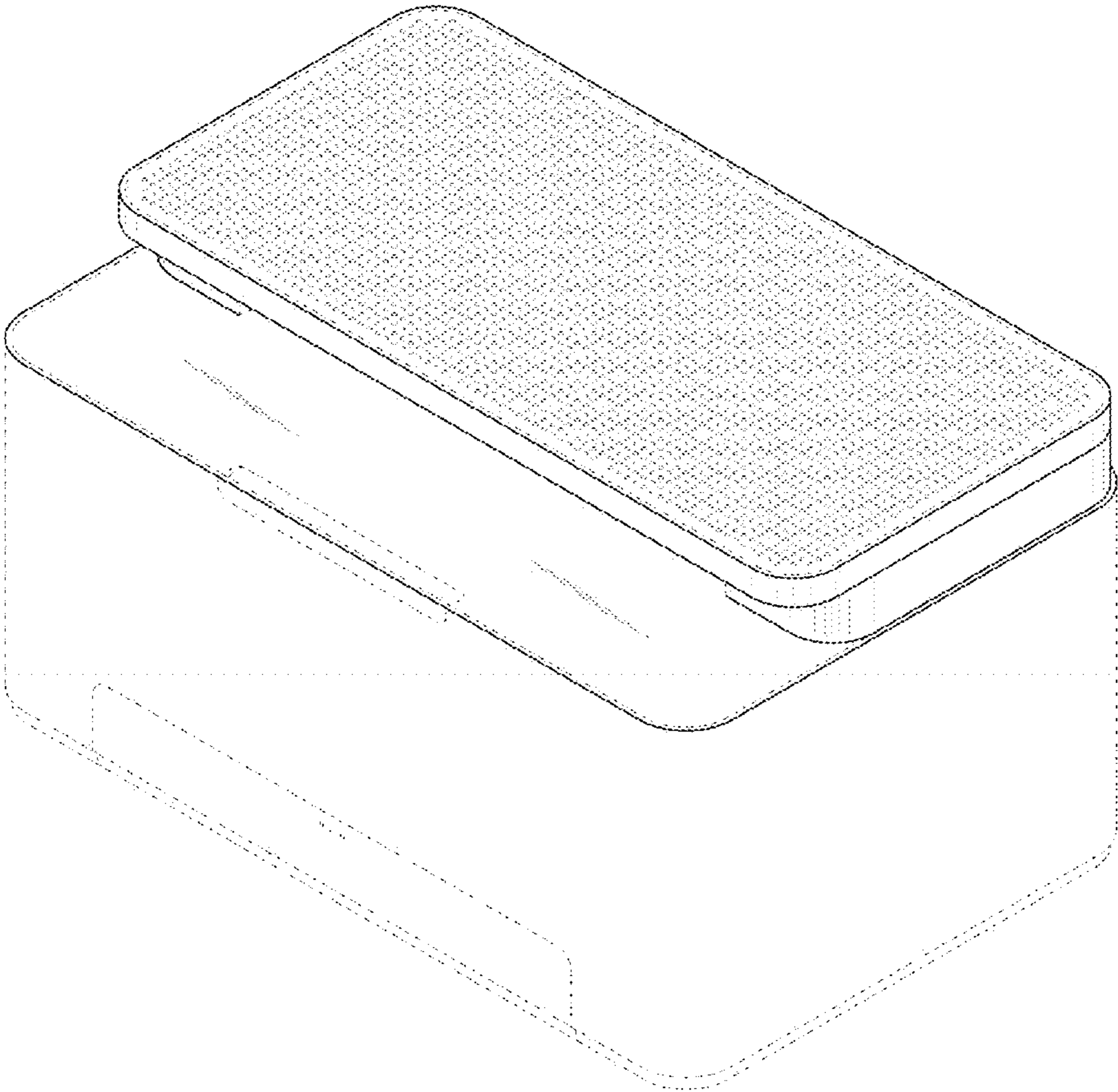


FIG.2

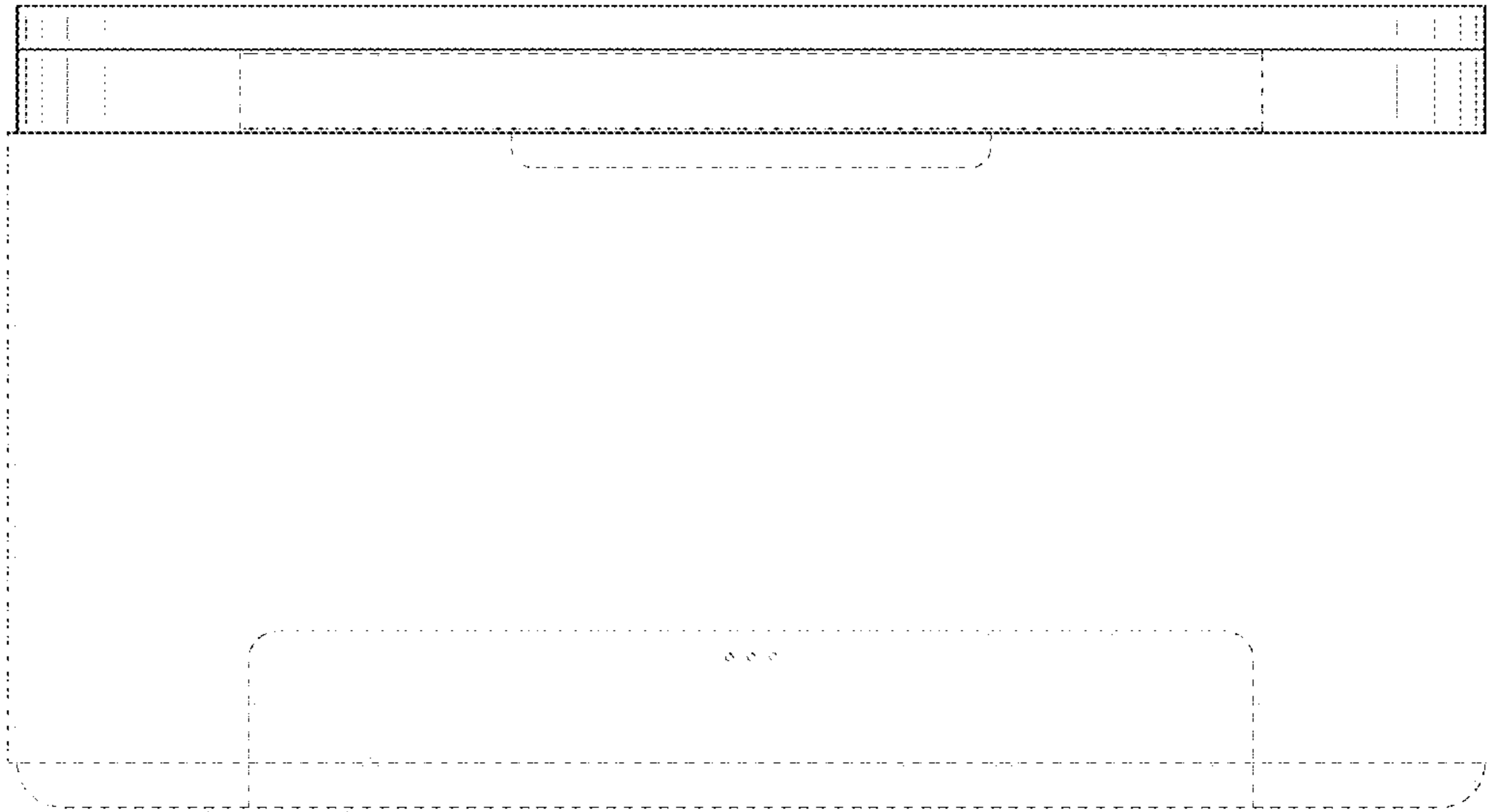


FIG.3




FIG.4

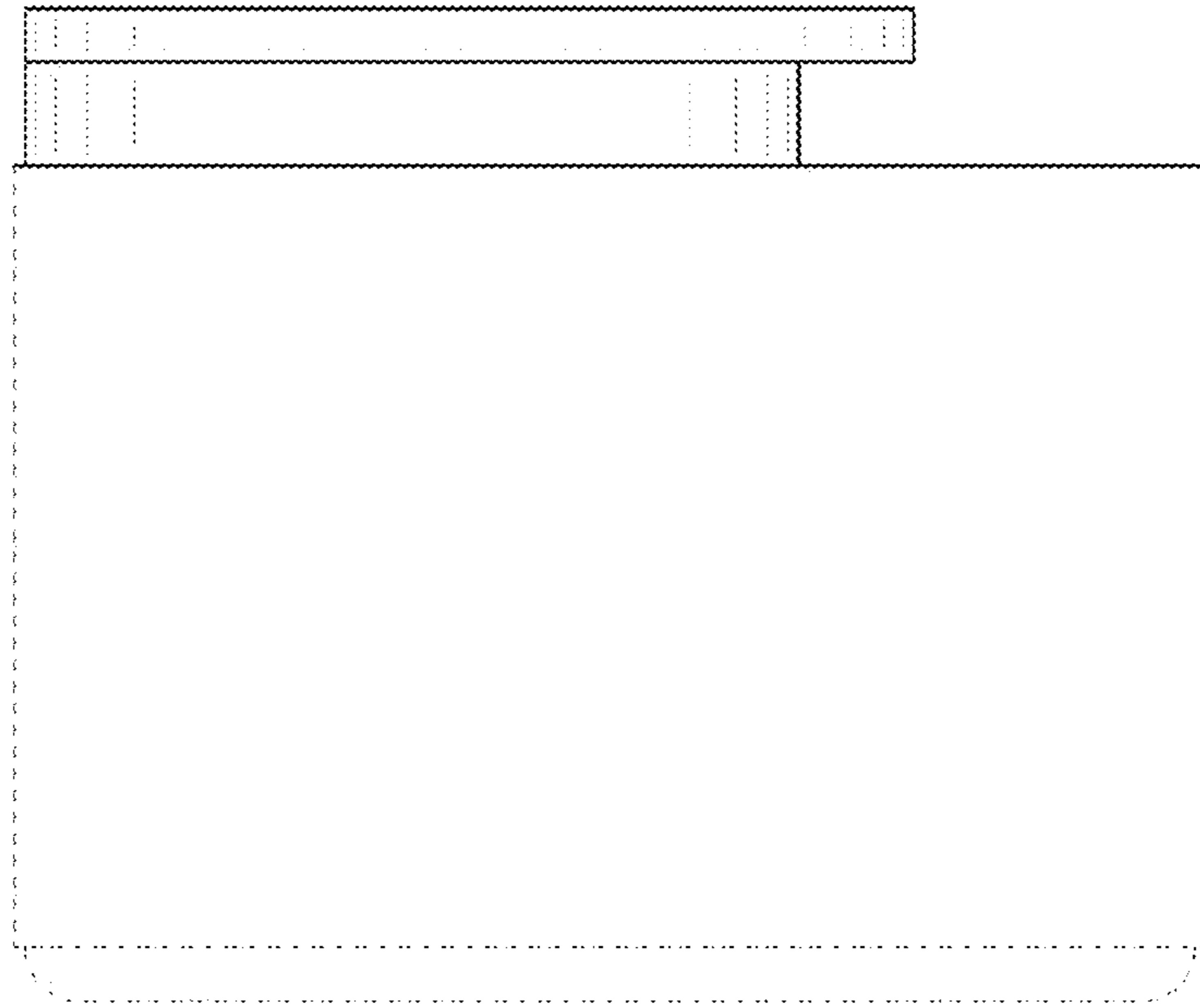


FIG.5

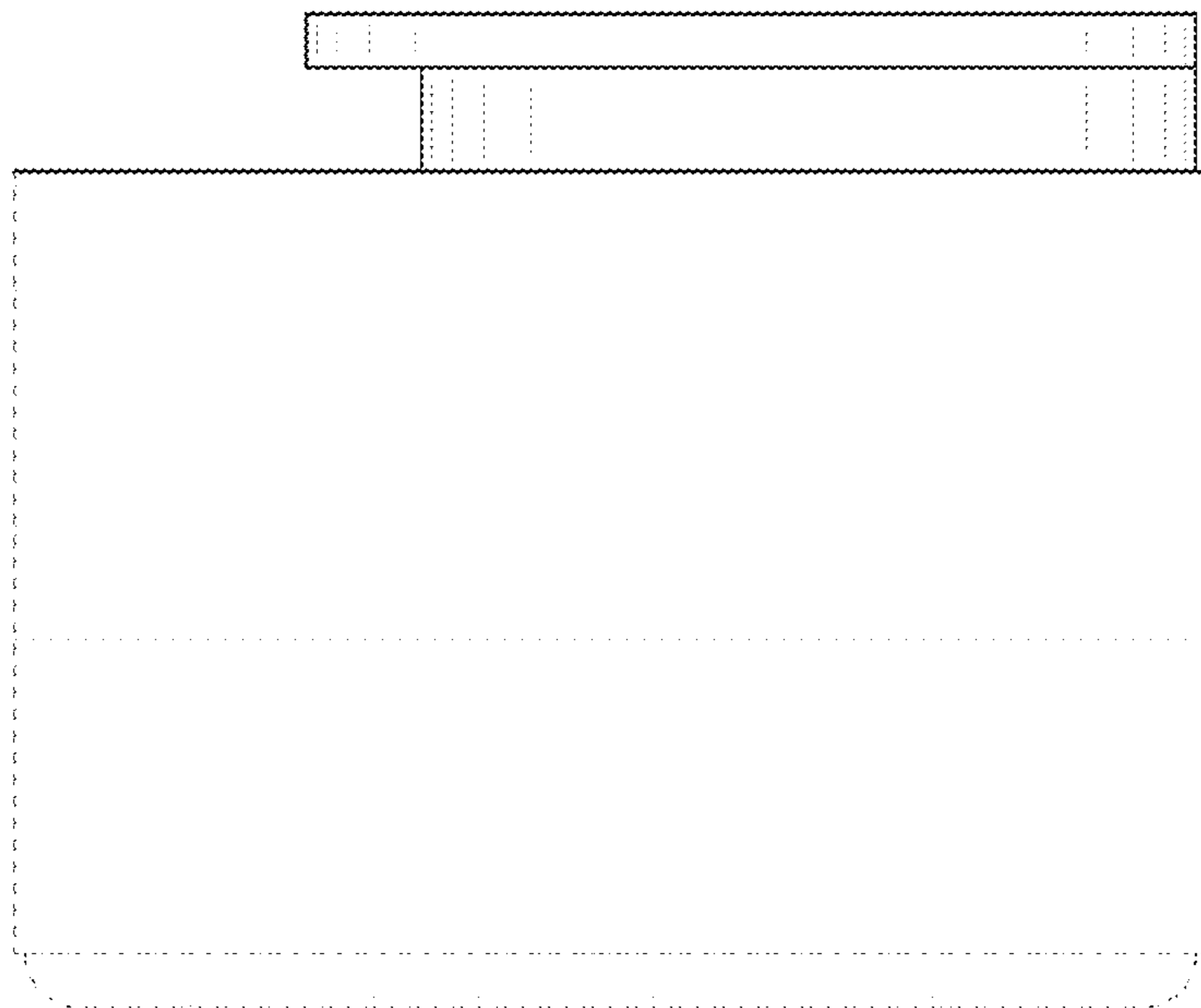


FIG.6




FIG.7

