



US00D763948S

(12) **United States Design Patent**  
**Sallard**

(10) **Patent No.:** **US D763,948 S**

(45) **Date of Patent:** **\*\* Aug. 16, 2016**

(54) **FRAME FOR SUNGLASSES**

(56) **References Cited**

(71) Applicant: **CARTIER CREATION STUDIO SA**,  
Geneva (CH)

U.S. PATENT DOCUMENTS

(72) Inventor: **Emmanuelle Sallard**, Paris (FR)

D224,160 S *	7/1972	Leominster .....	D16/326
D246,790 S *	12/1977	Loughner .....	D16/329
D495,357 S *	8/2004	Nielsen .....	D16/328
D633,938 S *	3/2011	Della Valle .....	D16/321
D635,180 S *	3/2011	Della Valle .....	D16/321
D671,980 S *	12/2012	Sallard .....	D16/323
D682,921 S *	5/2013	Sallard .....	D16/323
D735,263 S *	7/2015	Markovitz .....	D16/326
D737,884 S *	9/2015	Markovitz .....	D16/326

(73) Assignee: **Cartier International AG**, Steinhausen  
(CH)

(\*\*) Term: **15 Years**

\* cited by examiner

(21) Appl. No.: **29/528,804**

*Primary Examiner* — Raphael Barkai

(22) Filed: **Jun. 1, 2015**

(74) *Attorney, Agent, or Firm* — Taft Stettinius & Hollister  
LLP

(30) **Foreign Application Priority Data**

(57) **CLAIM**

The ornamental design for frame for sunglasses, as shown  
and described.

Dec. 11, 2014 (WO) ..... DM/085 104

**DESCRIPTION**

(51) **LOC (10) Cl.** ..... **16-06**

(52) **U.S. Cl.**  
USPC ..... **D16/327; D16/328; D16/323; D16/335;**  
**D16/326**

(58) **Field of Classification Search**

USPC ..... D16/101, 300–342, 900; D29/109–110;  
351/41, 44, 51–52, 62, 158, 92,  
351/103–123, 140–153, 63, 59, 45–48;  
2/426–432, 447–449, 441, 434–437,  
2/440, 442, 13, 15; D21/483, 659–661;  
D14/372; D8/356  
CPC ..... G02C 2200/08; G02C 1/06; G02C 5/14;  
G02C 5/16; G02C 11/02; G02C 11/04;  
A61M 2021/0044; A63B 33/002

FIG. 1 is a front side perspective view of a frame for sun-  
glasses of the present invention.

FIG. 2 is a front side view of the frame for sunglasses of FIG.  
1.

FIG. 3 is a rear side view of the frame for sunglasses of FIG.  
1.

FIG. 4 is a left side view of the frame for sunglasses of FIG.  
1.

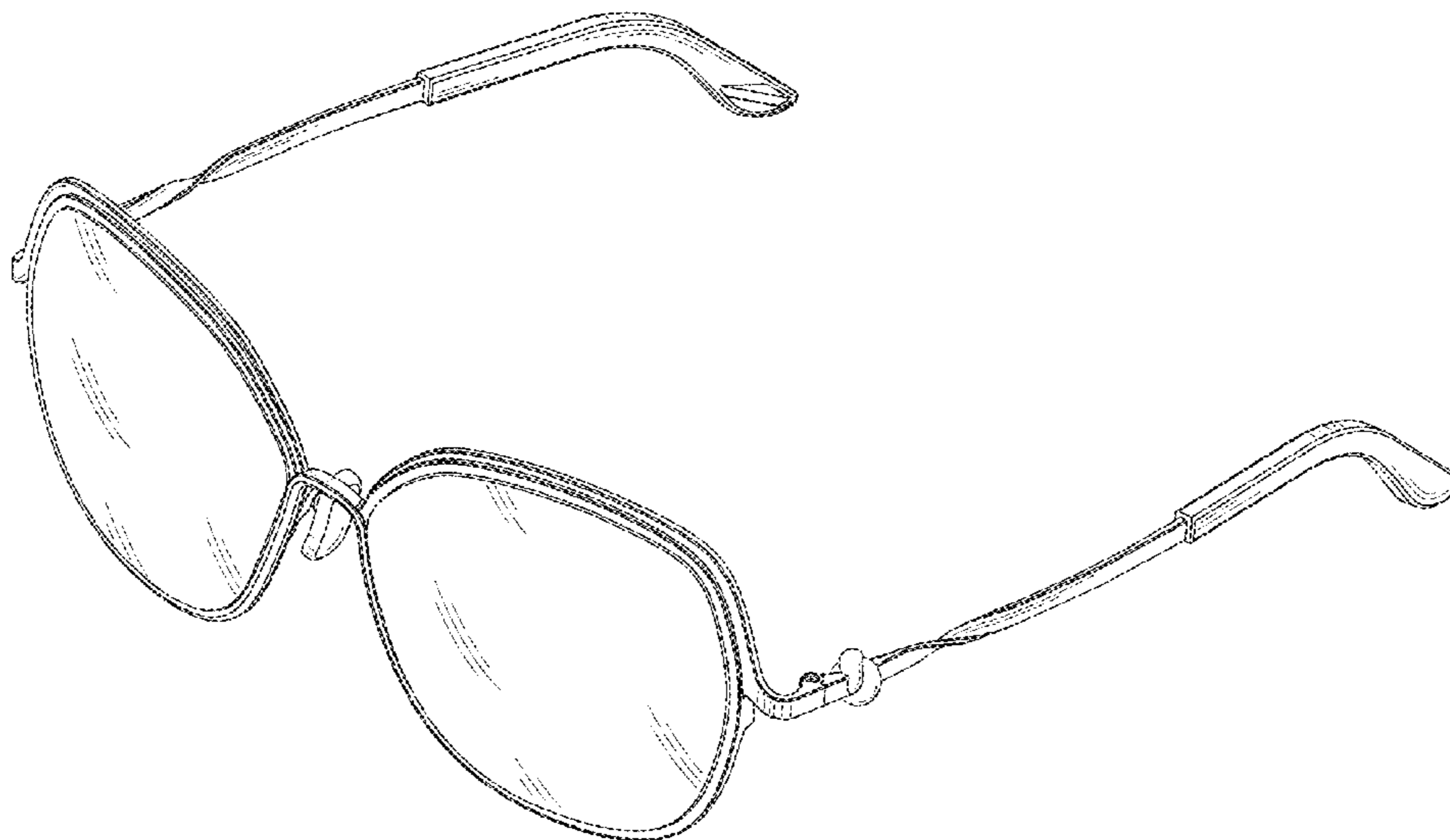
FIG. 5 is a right side view of the frame for sunglasses of FIG.  
1.

FIG. 6 is a top side view of the frame for sunglasses of FIG. 1;  
and,

FIG. 7 is a bottom side view of the frame for sunglasses of  
FIG. 1.

See application file for complete search history.

**1 Claim, 4 Drawing Sheets**



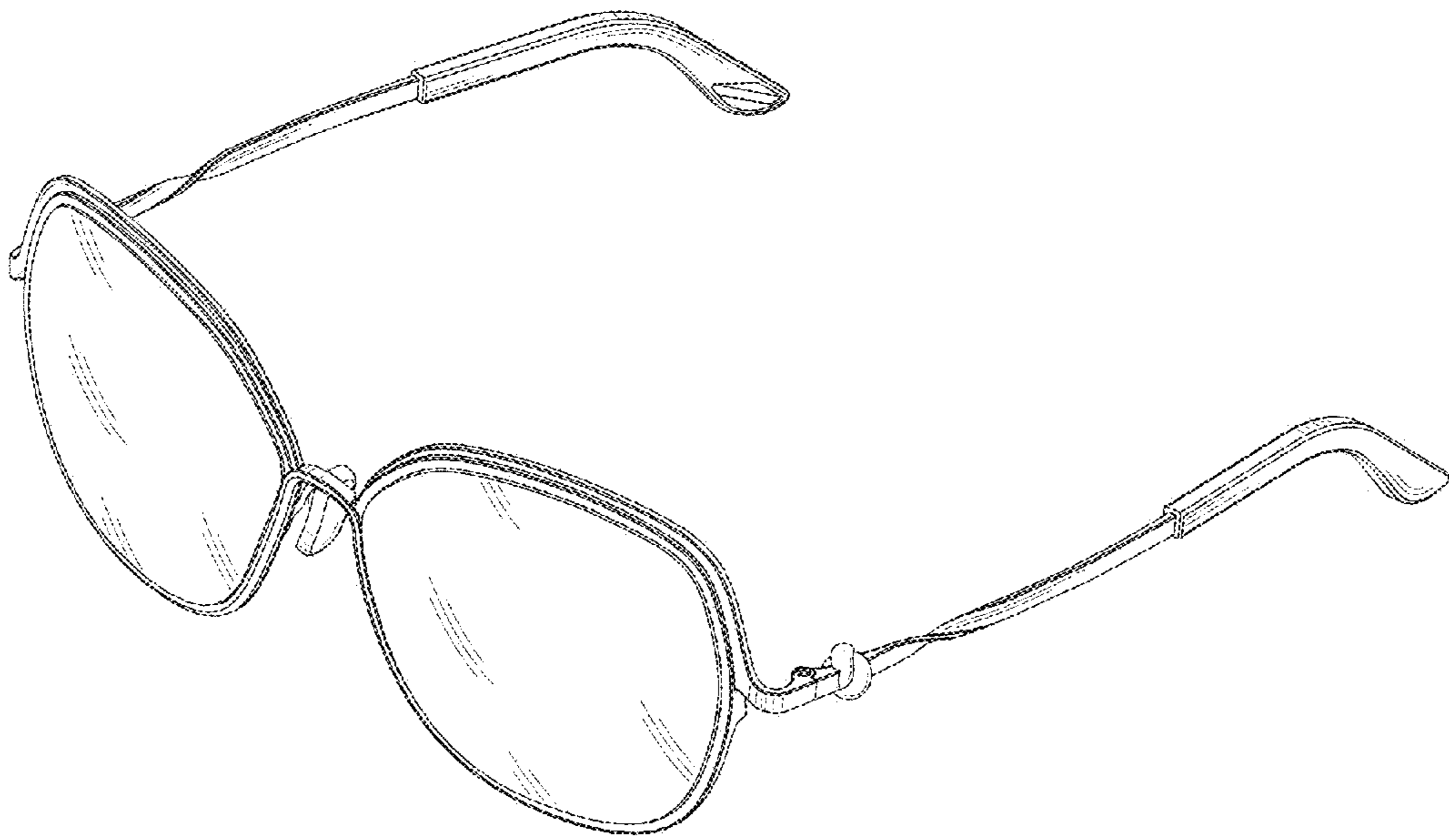


FIG. 1




FIG. 2




FIG. 3

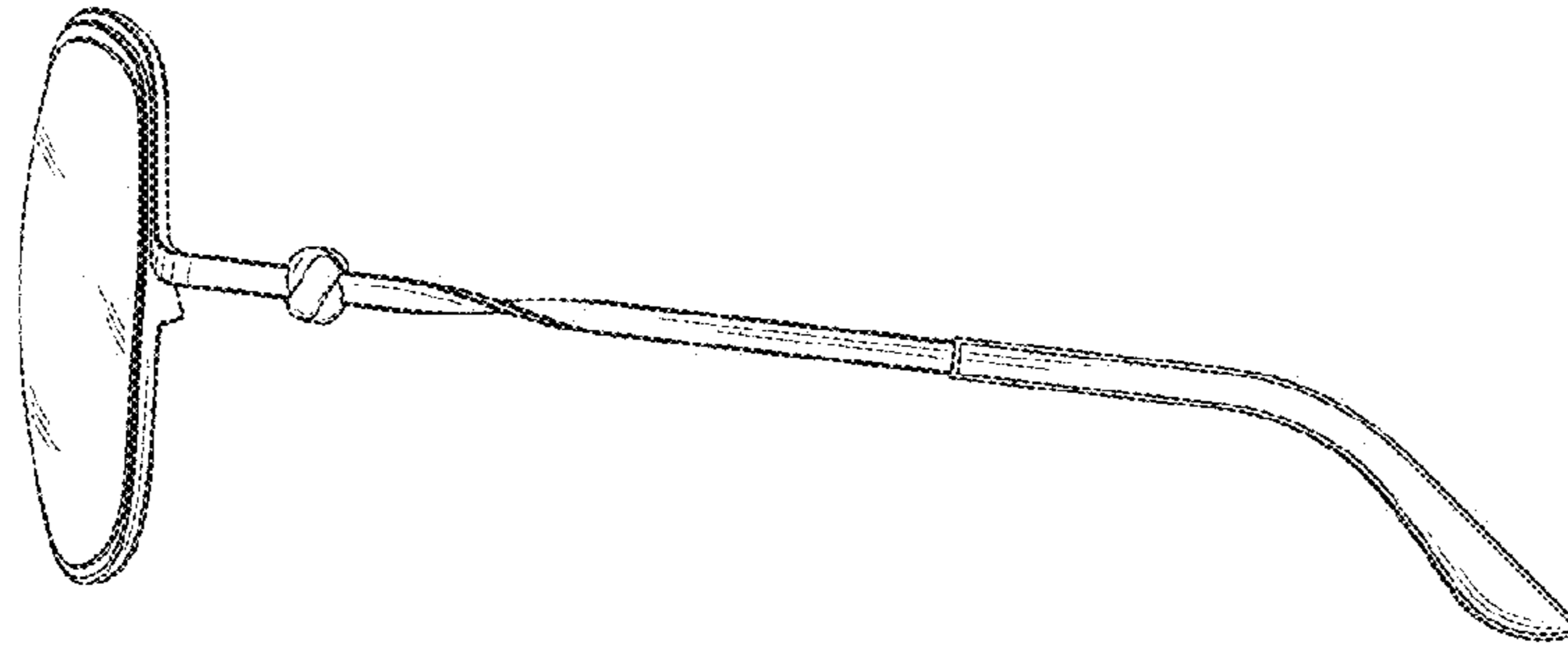


FIG. 4

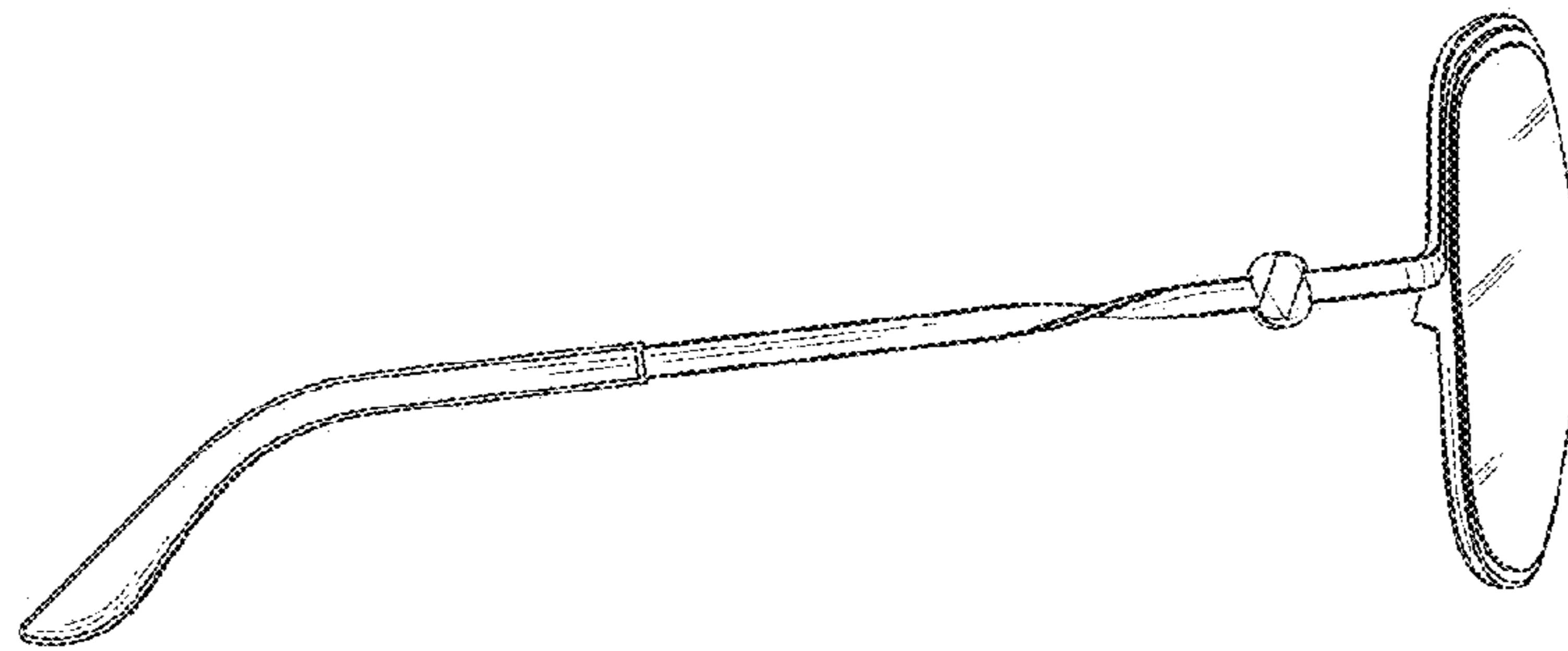


FIG. 5



FIG. 6

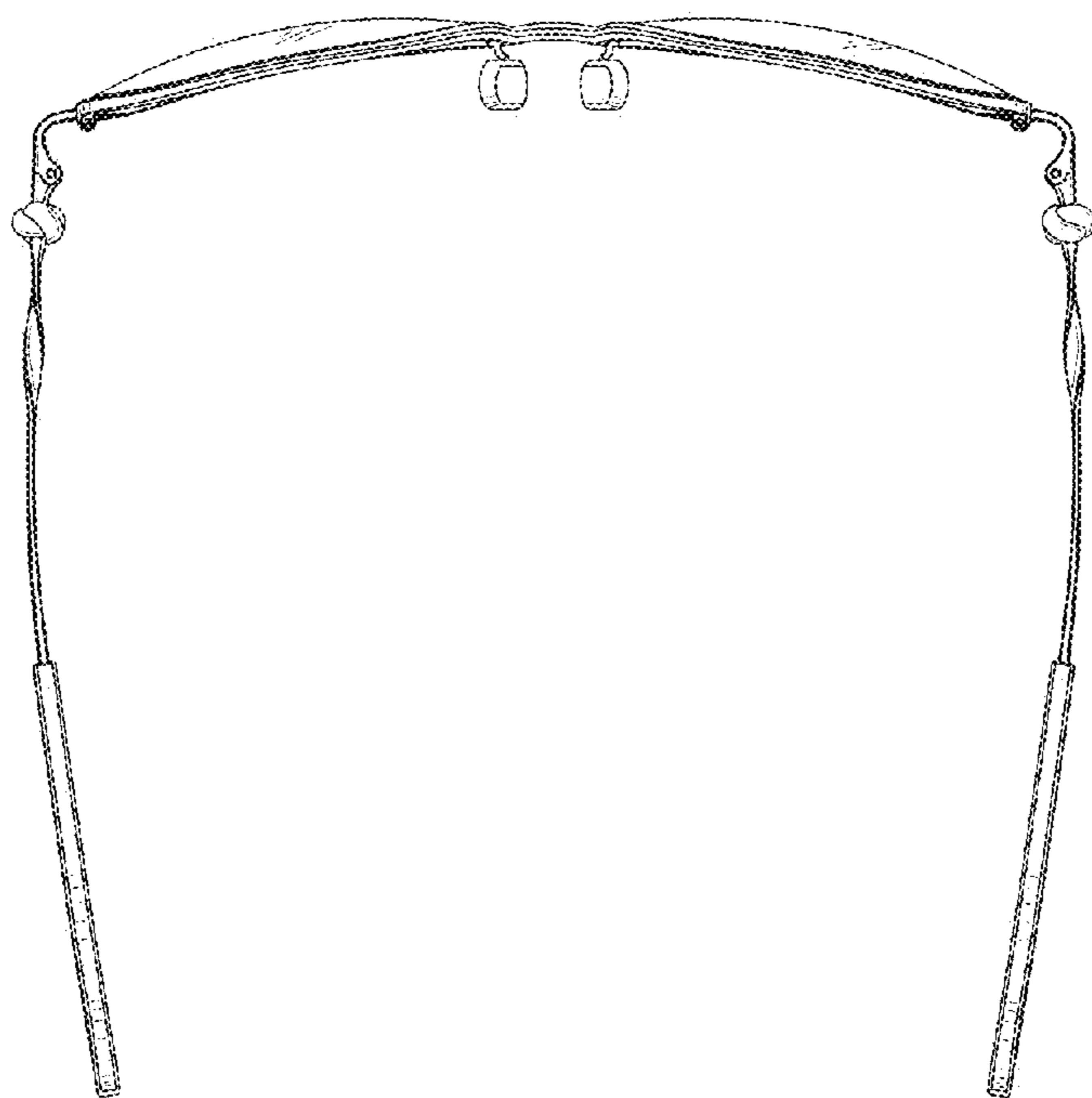


FIG. 7