



US00D763943S

(12) **United States Design Patent**
McLaughlin

(10) **Patent No.:** **US D763,943 S**

(45) **Date of Patent:** **** *Aug. 16, 2016**

(54) **EYEGLASSES**

(71) Applicant: **Karen Sumire McLaughlin**, Tiburon, CA (US)

(72) Inventor: **Karen Sumire McLaughlin**, Tiburon, CA (US)

(73) Assignee: **Karen S. McLaughlin**, San Rafael, CA (US)

(*) Notice: This patent is subject to a terminal disclaimer.

(**) Term: **14 Years**

(21) Appl. No.: **29/470,991**

(22) Filed: **Oct. 27, 2013**

(51) **LOC (10) Cl.** **16-06**

(52) **U.S. Cl.**
USPC **D16/306**; D16/309; D16/321; D16/325

(58) **Field of Classification Search**
USPC D16/101, 300–342, 900; D29/109–110; 351/41, 44, 51–52, 62, 158, 92, 351/103–123, 140–153, 63, 59, 45–46; 2/426–432, 447–449, 441, 434–437, 2/13, 15; D21/483, 659–661; D14/372
CPC G02C 2200/08; G02C 1/06
See application file for complete search history.

(56) **References Cited**

U.S. PATENT DOCUMENTS

D366,273 S *	1/1996	Rucker	D16/306
D388,114 S *	12/1997	Ferro	D16/309
D411,560 S *	6/1999	Arnette	D16/321
D565,633 S *	4/2008	Doolan	D16/309
D591,331 S *	4/2009	McLaughlin	D16/321
D624,955 S *	10/2010	Yoshikawa et al.	D16/326
D658,701 S *	5/2012	Iinuma et al.	D16/309
D667,865 S *	9/2012	McLaughlin	D16/309

* cited by examiner

Primary Examiner — Raphael Barkai

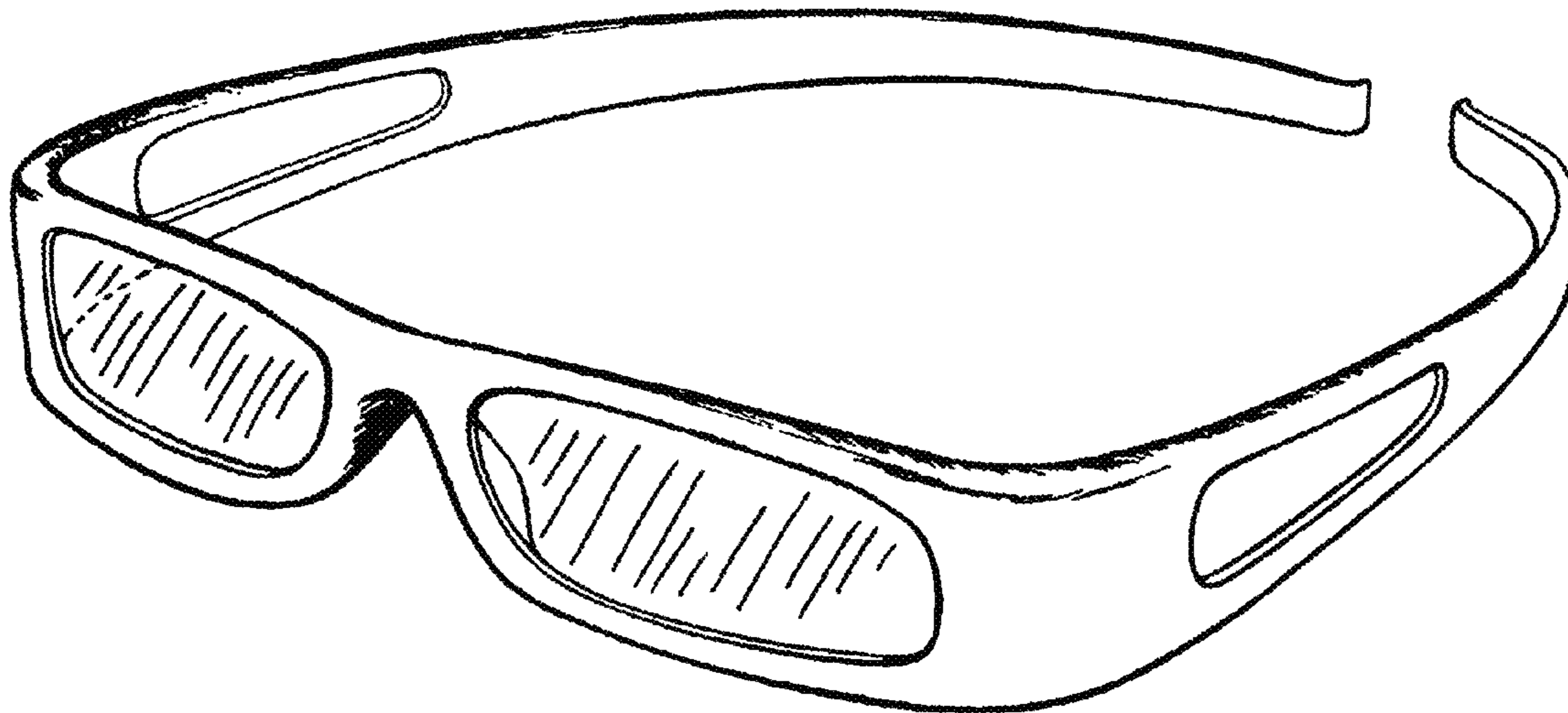
(57) **CLAIM**

The ornamental design for a “eyeglasses”, as shown and described.

DESCRIPTION

FIG. 1 is a perspective view of the eyeglasses showing the present invention;
FIG. 2 is a top plan view thereof;
FIG. 3 is a right side view thereof;
FIG. 4 is a front plan view thereof; and,
FIG. 5 is a back plan view of thereof.
My new design of “eyeglasses” is characterized by a single piece frame with a body curvature that facilitates wearing said “eyeglasses” around neck or as a headband.

1 Claim, 3 Drawing Sheets



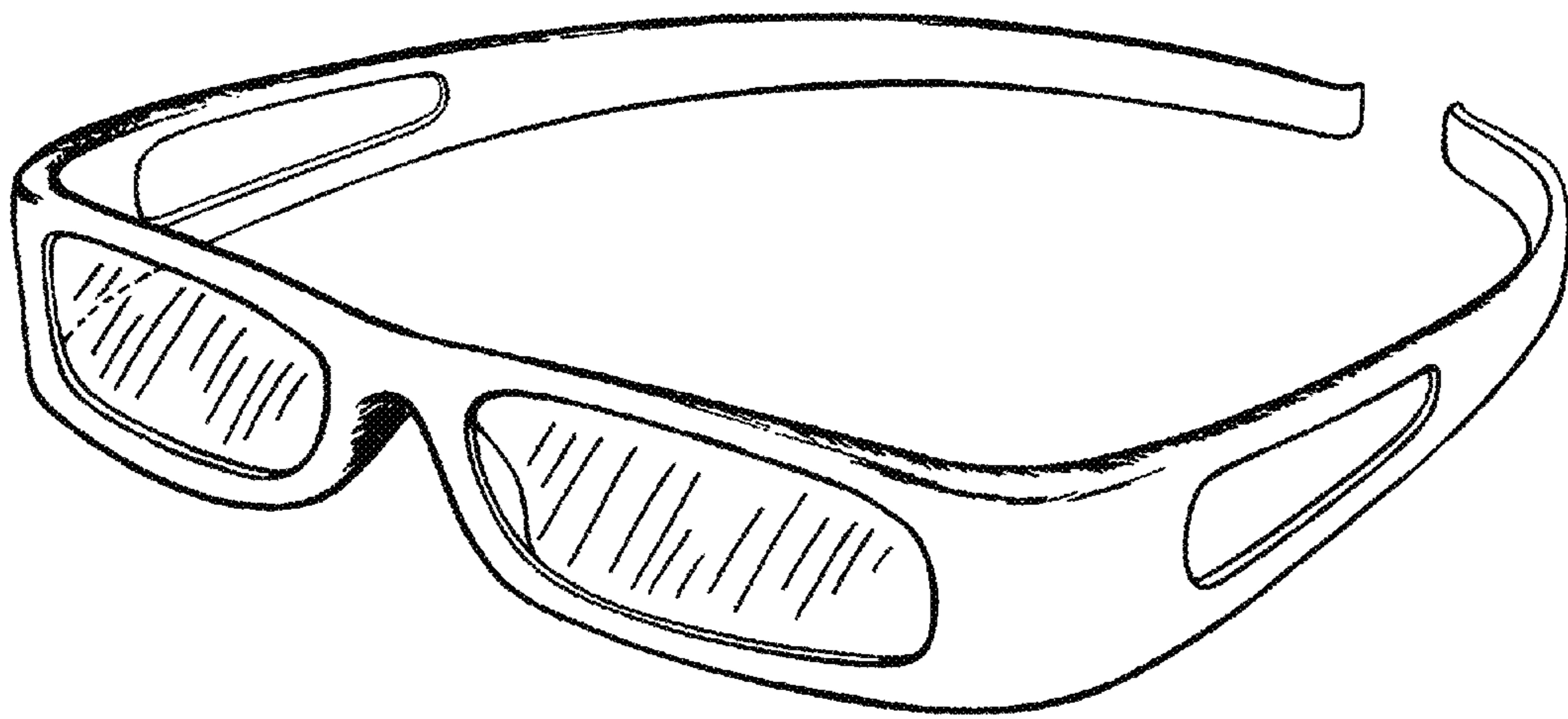


FIG. 1

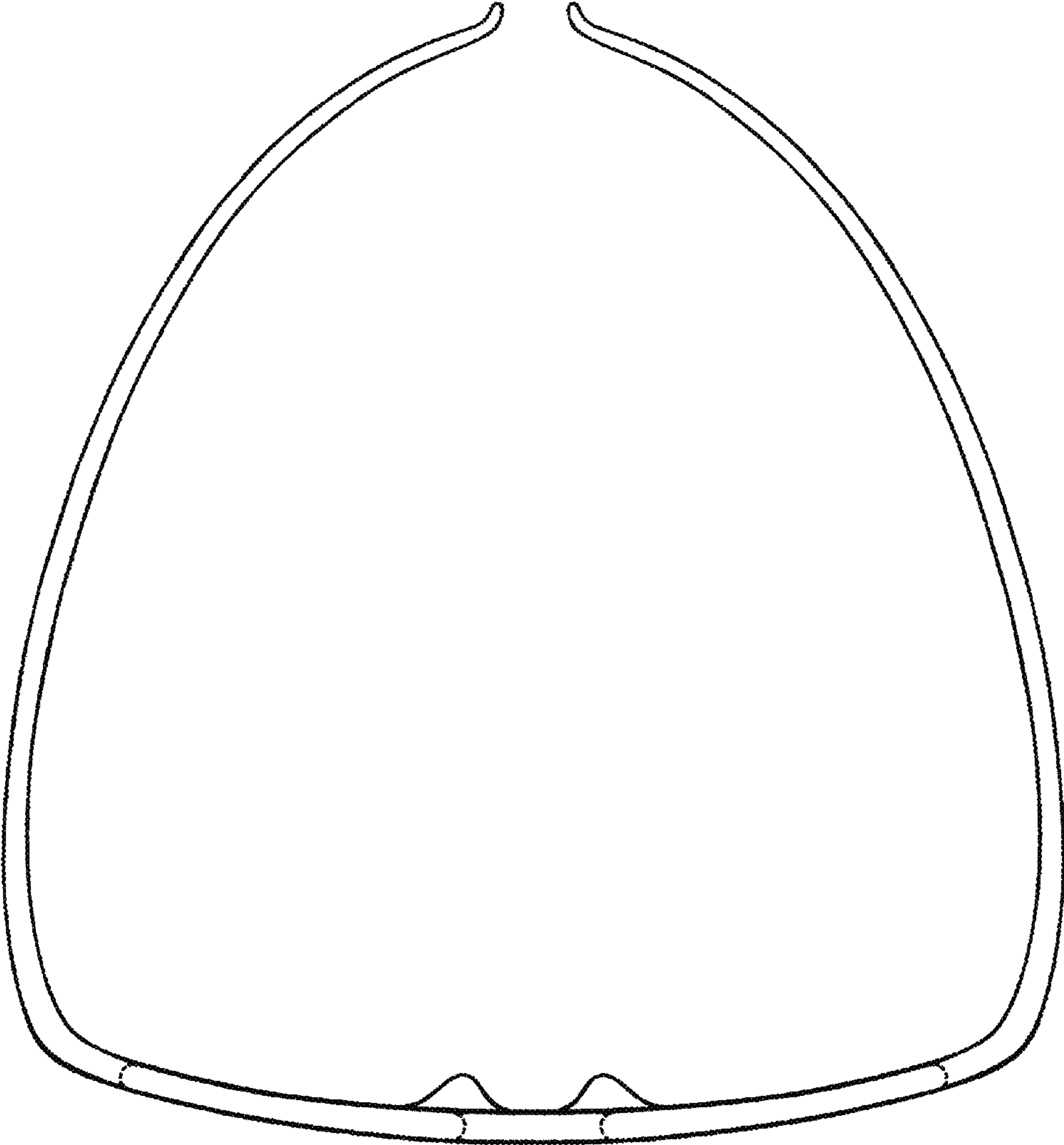


FIG. 2




FIG. 3




FIG. 4

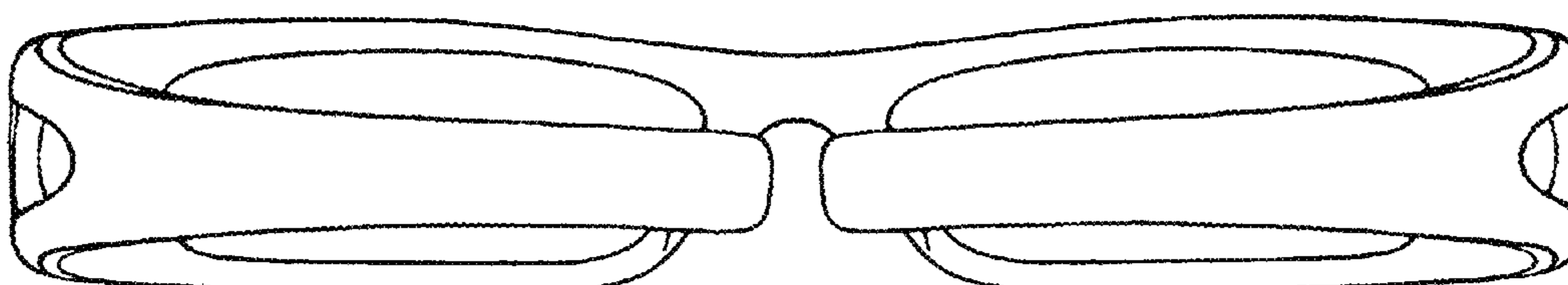


FIG. 5