

US00D763901S

(12) **United States Design Patent**
Jeon et al.

(10) **Patent No.:** **US D763,901 S**

(45) **Date of Patent:** **** Aug. 16, 2016**

(54) **DISPLAY SCREEN OR PORTION THEREOF WITH ANIMATED GRAPHICAL USER INTERFACE**

(71) Applicant: **Samsung Electronics Co., Ltd.**, Suwon-si, Gyeonggi-do (KR)

(72) Inventors: **Se-Ran Jeon**, Seoul (KR); **Joo-Sun Moon**, Seoul (KR); **Pill-Kyoung Moon**, Seoul (KR); **Ji-Min Hong**, Yongin-si (KR)

(73) Assignee: **SAMSUNG ELECTRONICS CO., LTD.**, Suwon-Si, Gyeonggi-Do (KR)

(**) Term: **14 Years**

(21) Appl. No.: **29/495,720**

(22) Filed: **Jul. 3, 2014**

(30) **Foreign Application Priority Data**

Jan. 7, 2014 (KR) 30-2014-0000930

(51) **LOC (10) Cl.** **14-04**

(52) **U.S. Cl.**
USPC **D14/488**

(58) **Field of Classification Search**
USPC D14/485–495
CPC ... G06F 3/0481; G06F 3/0482; G06F 3/0484; G06F 3/0487; G06F 3/04817; G06F 3/04842; G06F 3/04883; G06F 3/04804; G06F 3/03547; H04N 5/44582; H04N 5/4403; H04N 5/44543; H04N 5/44591; H04N 5/00424; H04N 21/47; H04N 21/4316; H04N 21/4312; H04N 21/4403

See application file for complete search history.

(56) **References Cited**

U.S. PATENT DOCUMENTS

D427,574 S * 7/2000 Sawada D14/486
7,636,889 B2 * 12/2009 Weber G06F 3/0482
345/672

D627,363 S * 11/2010 Lew D14/486
D664,152 S * 7/2012 Ray D14/486
D664,970 S * 8/2012 Ray D14/486
D676,862 S * 2/2013 Ho Kushner D14/486
D677,685 S * 3/2013 Simmons D14/486
D692,448 S * 10/2013 Jung D14/486
D695,781 S * 12/2013 Edwards D14/488
D698,812 S * 2/2014 Gardner D14/488
D705,796 S * 5/2014 Varon D14/486
D705,797 S * 5/2014 Varon D14/486
D716,337 S * 10/2014 Lee D14/488
D731,535 S * 6/2015 Seo D14/488
D732,069 S * 6/2015 Seo D14/488
D735,751 S * 8/2015 Hwang D14/487
D742,400 S * 11/2015 Hwang D14/486
D746,834 S * 1/2016 Gray D14/485

(Continued)

Primary Examiner — Sheryl Lane

Assistant Examiner — Katherine Glennon

(74) *Attorney, Agent, or Firm* — Ladas & Parry LLP

(57) **CLAIM**

We claim the ornamental design for a display screen or portion thereof with animated graphical user interface, as shown and described.

DESCRIPTION

FIG. 1 is the first image in a sequence for a display screen or portion thereof with animated graphical user interface showing our new design;

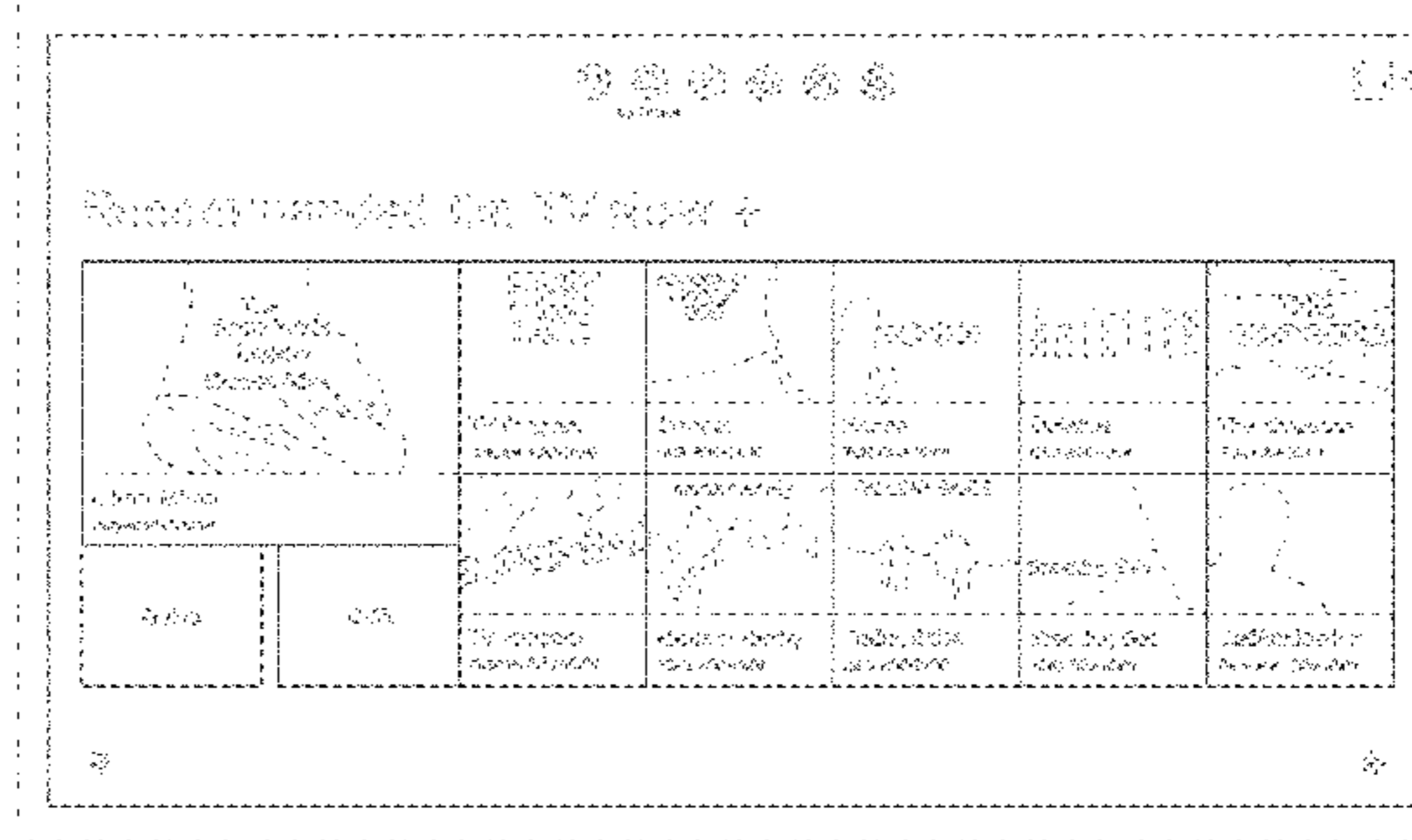
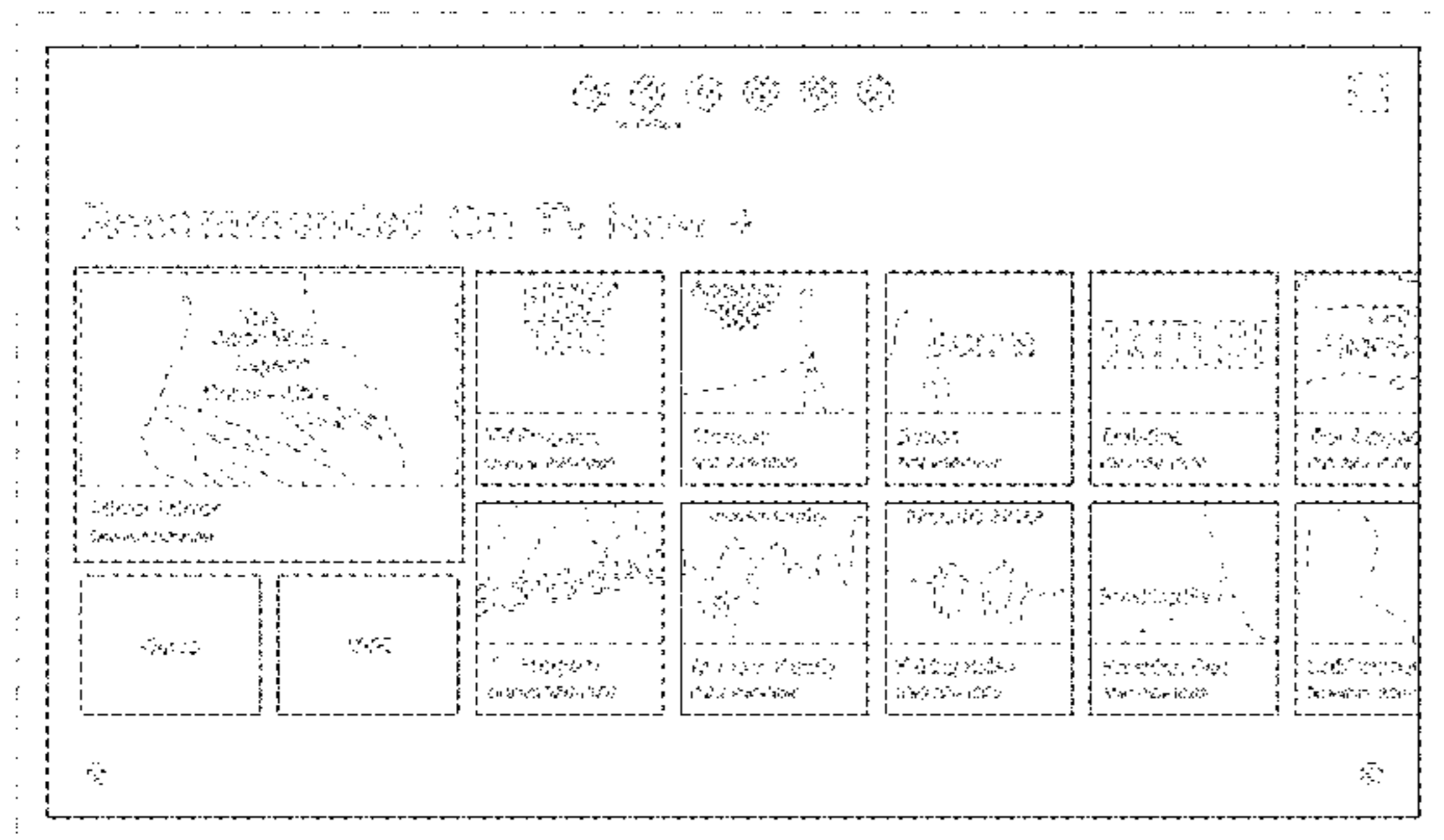
FIG. 2 is the second image thereof;

FIG. 3 is the third image thereof; and,

FIG. 4 is the fourth image thereof.

The appearance of the animated graphical user interface sequentially transitions between the images shown in FIGS. 1 to 4. The process or period in which one image transitions to another forms no part of the claimed design. The outermost broken line represents the display screen or portion thereof and forms no part of the claimed design. The broken lines within the display screen represent text and portions of the graphical user interface that form no part of the claimed design.

1 Claim, 2 Drawing Sheets



US D763,901 S

Page 2

(56)

References Cited

D751,578 S * 3/2016 Seo D14/485
D752,087 S * 3/2016 Seo D14/488

U.S. PATENT DOCUMENTS

D748,113 S * 1/2016 Gray D14/485 * cited by examiner

FIG. 1

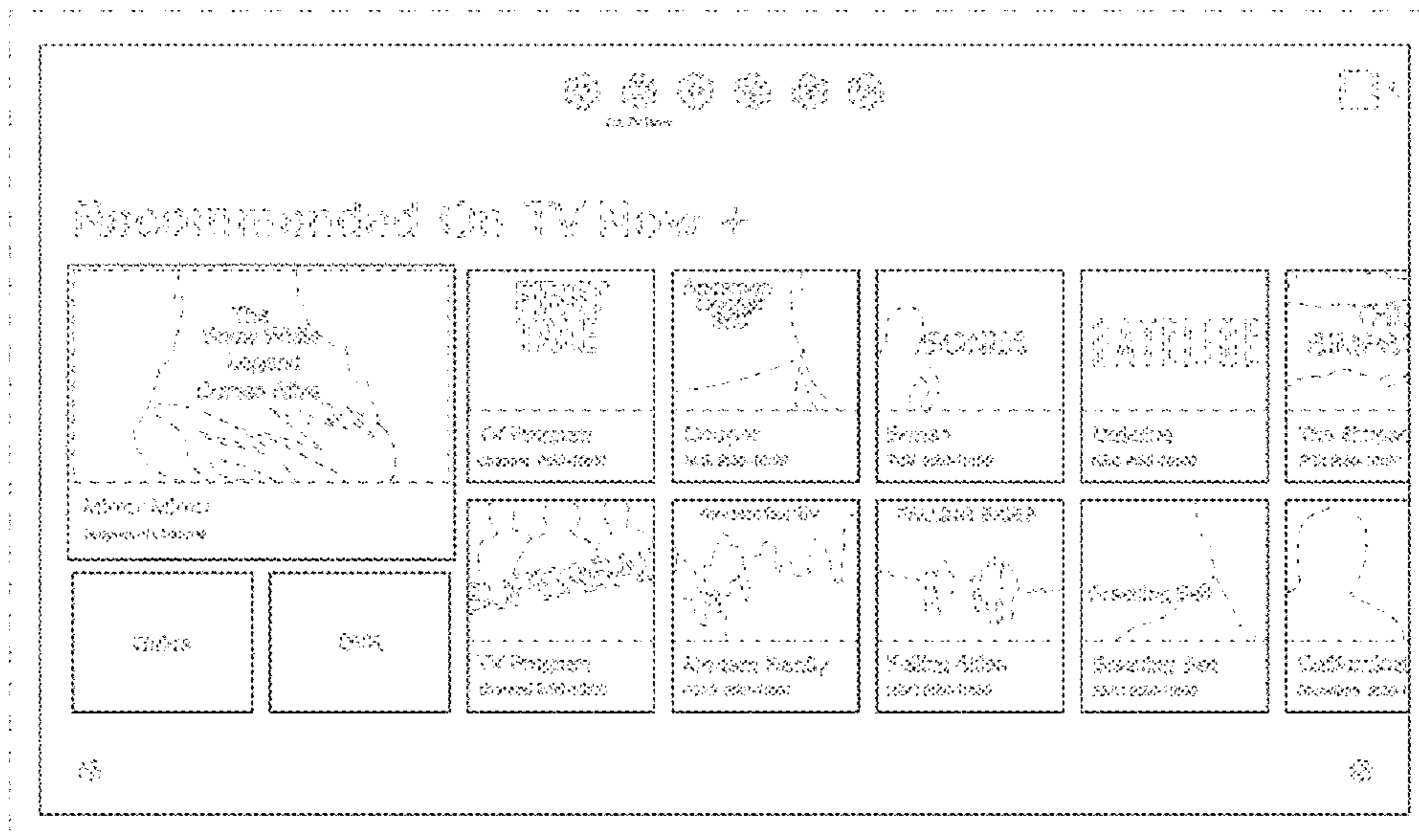


FIG. 2

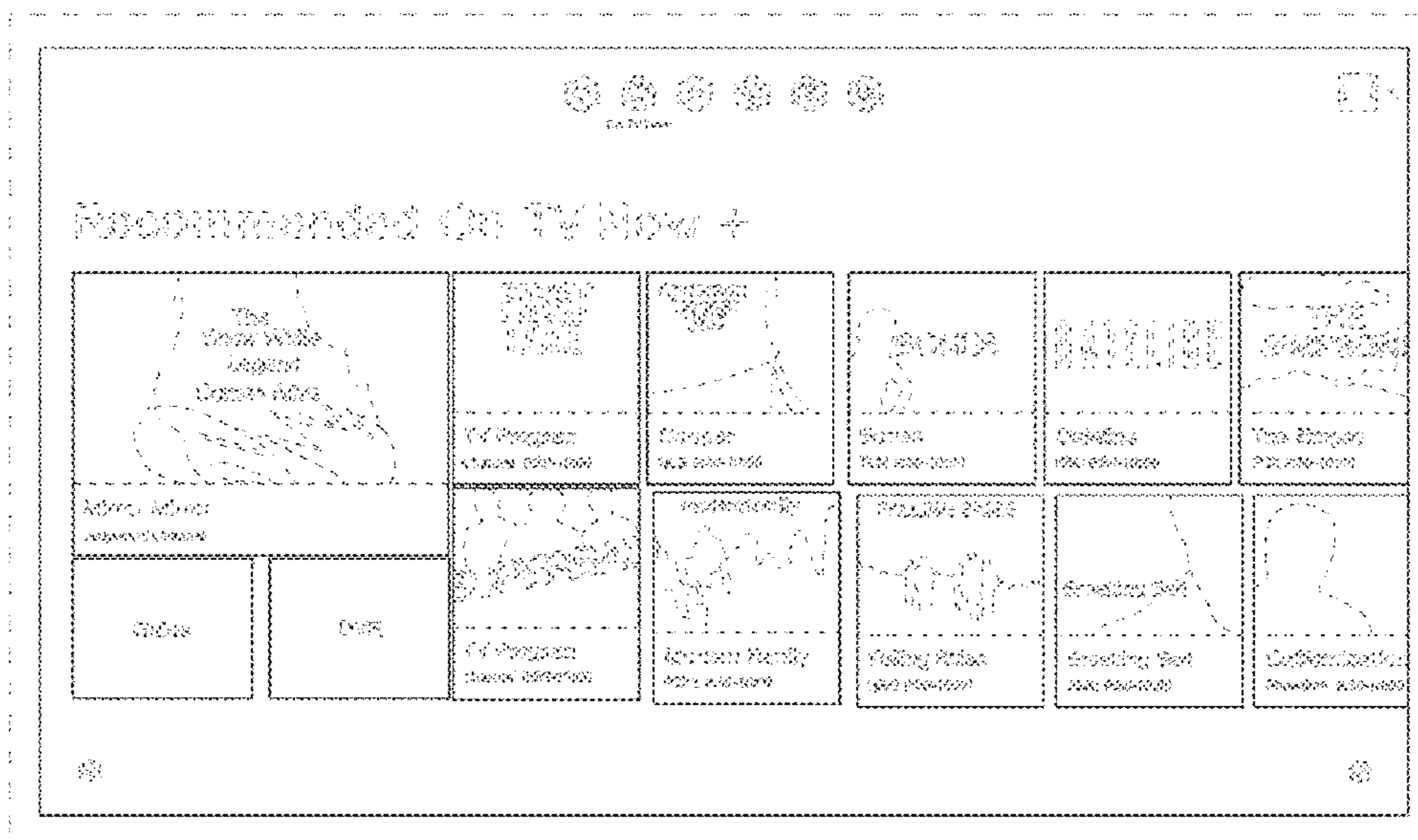


FIG. 3

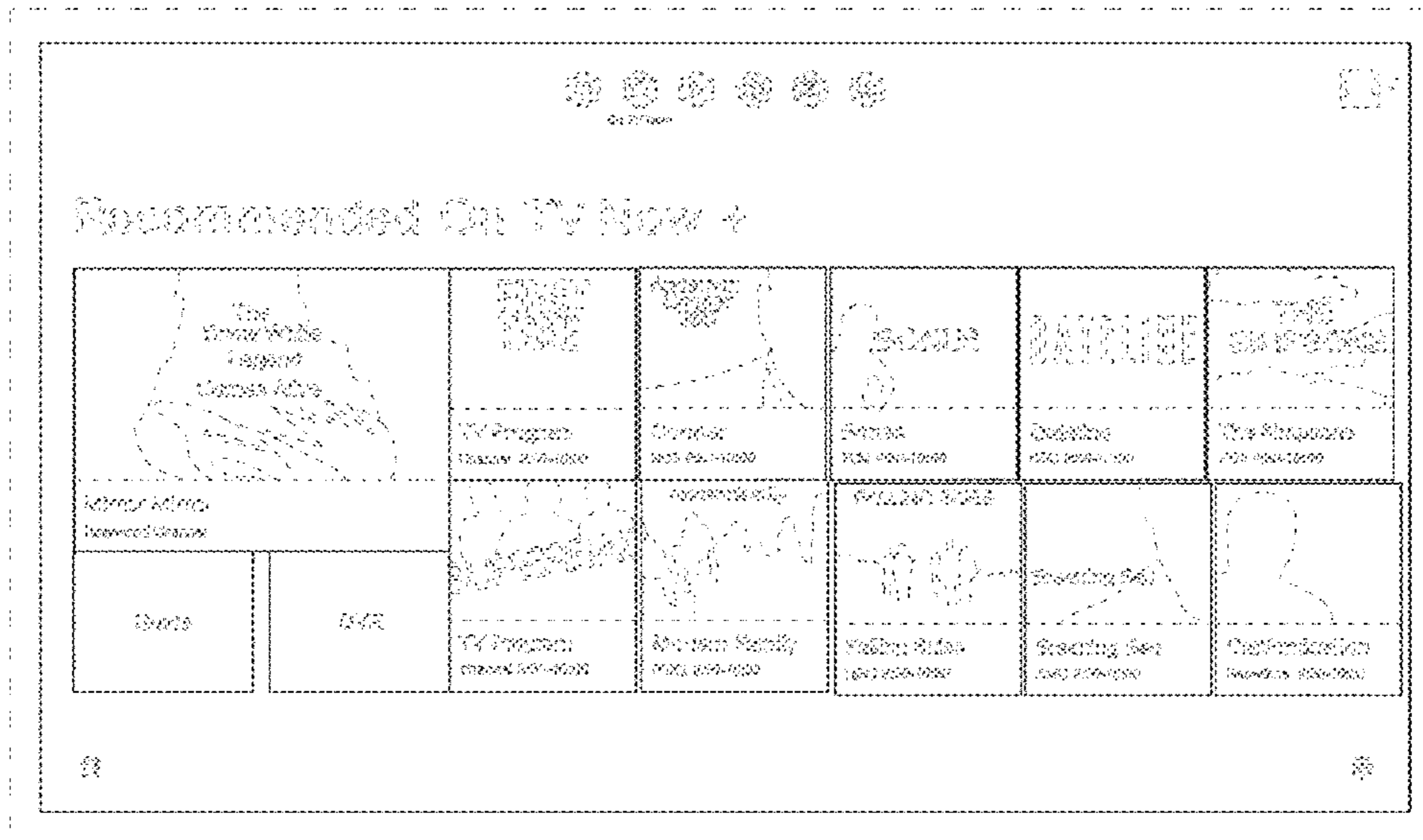


FIG. 4

