



US00D763843S

(12) **United States Design Patent**  
**Gustaveson, II**

(10) **Patent No.:** **US D763,843 S**

(45) **Date of Patent:** **\*\* Aug. 16, 2016**

(54) **WEBCAM COVER**

(71) Applicant: **SOL PALS, LLC**, Lehi, UT (US)

(72) Inventor: **Ronald Glen Gustaveson, II**, Lehi, UT (US)

(73) Assignee: **SOL PALS, LLC**, Lehi, UT (US)

(\*\*) Term: **14 Years**

(21) Appl. No.: **29/520,343**

(22) Filed: **Mar. 13, 2015**

(51) **LOC (10) Cl.** ..... **14-03**

(52) **U.S. Cl.**  
USPC ..... **D14/250**

(58) **Field of Classification Search**  
USPC ..... D14/138 C, 138 G, 138 R, 142, 143, 188, D14/189, 203.2–203.7, 203.8, 217, 238.1, D14/240, 242, 243, 248, 250–253, 255, 265, D14/341, 345, 347, 353, 440, 441, 447, 496, D14/507, 130, 317, 432, 450; D13/103, D13/108, 119; D3/201, 218, 247, 269, 273, D3/303; D18/11; D6/582–585, 592–594; D5/61, 63; D16/208, 219  
CPC ..... A45C 1/06; A45C 11/00; A45C 11/002; A45C 2011/002; A45F 2005/026; A45F 2200/0525; A45F 2200/5156; H04B 1/3888; H04M 1/0283; H04M 1/0202; H04M 1/003; G06F 1/1686; G03B 11/041; H04N 5/2252  
See application file for complete search history.

(56) **References Cited**

**U.S. PATENT DOCUMENTS**

D189,894 S	3/1961	Lang	
D219,714 S	1/1971	Crestin-Billet	
D342,262 S	* 12/1993	Hester	..... D14/250
D371,508 S	7/1996	Sagol	

(Continued)

**OTHER PUBLICATIONS**

Notice of Allowance for U.S. Appl. No. 29/385,909 mailed Aug. 29, 2012.

(Continued)

*Primary Examiner* — Eric Goodman

*Assistant Examiner* — Amy Wierenga

(74) *Attorney, Agent, or Firm* — Workman Nydegger

(57) **CLAIM**

The ornamental design for a webcam cover, as shown and described.

**DESCRIPTION**

FIG. 1 is a perspective view of a first embodiment of a webcam cover shown in a position of use, covering a webcam on an electronic device;

FIG. 2 is a perspective view thereof as used to clean a screen on an electronic device;

FIG. 3 is a front perspective view thereof;

FIG. 4 is a front elevational view thereof;

FIG. 5 is a right elevational view thereof;

FIG. 6 is a left elevational view thereof;

FIG. 7 is a top plan view thereof;

FIG. 8 is a bottom plan view thereof;

FIG. 9 is a rear elevational view thereof;

FIG. 10 is a front perspective view of a second embodiment of a webcam cover;

FIG. 11 is a front elevational view thereof;

FIG. 12 is a right elevational view thereof;

FIG. 13 is a left elevational view thereof;

FIG. 14 is a top plan view thereof;

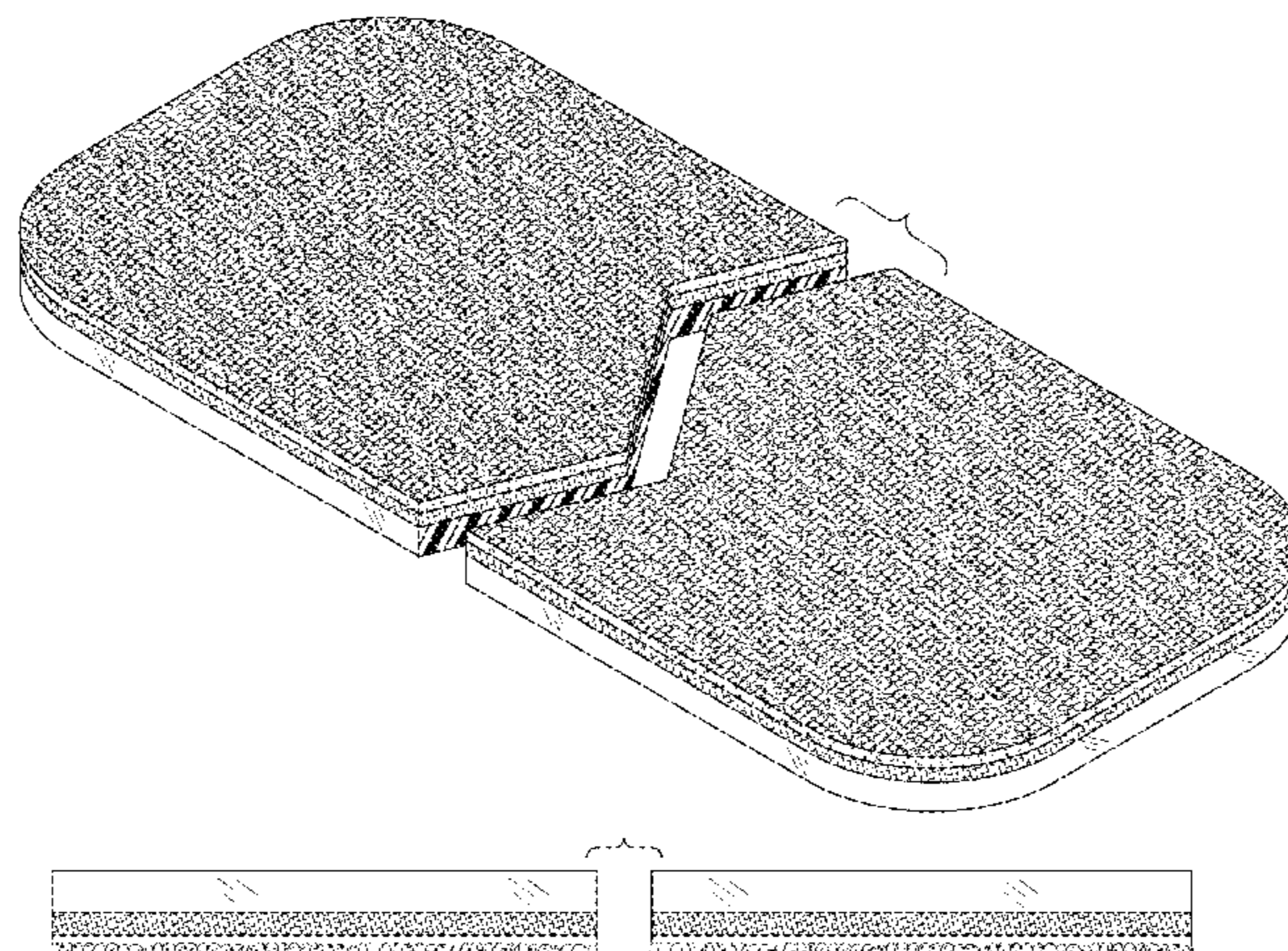
FIG. 15 is a bottom plan view thereof; and,

FIG. 16 is a rear elevational view thereof.

The broken lines shown in the drawings are for the purpose of illustrating environment only that form no part of the claim.

FIGS. 3, 4, 7, 8, and 9 are shown with a symbolic break in the webcam cover's length. Any portion of the article between the break lines forms no part of the claim.

**1 Claim, 8 Drawing Sheets**



(56)

References Cited

U.S. PATENT DOCUMENTS

D390,423 S \* 2/1998 Stivender ..... D7/624.1  
 5,801,919 A 9/1998 Griencewic  
 D435,547 S \* 12/2000 Reed ..... D14/250  
 D498,787 S 11/2004 Nelms  
 6,812,958 B1 11/2004 Silvester  
 D501,111 S \* 1/2005 Lan ..... D6/582  
 7,061,536 B2 6/2006 Cha  
 D532,240 S \* 11/2006 Pressler ..... D6/601  
 D532,640 S \* 11/2006 Pressler ..... D6/601  
 7,435,018 B2 10/2008 Huang  
 7,563,040 B2 7/2009 Tsai  
 D611,333 S 3/2010 Sanders  
 D628,774 S \* 12/2010 Sykes ..... D2/853  
 D638,526 S \* 5/2011 Newman ..... D23/303  
 7,973,856 B2 7/2011 Lee  
 D650,408 S 12/2011 Kim  
 D659,403 S \* 5/2012 Lerman ..... D5/1  
 8,242,924 B2 8/2012 Huang  
 D669,112 S \* 10/2012 Gustaveson ..... D16/208  
 8,471,956 B2 6/2013 Fortmann  
 D708,657 S \* 7/2014 Gustaveson ..... D16/250  
 D718,803 S \* 12/2014 Smith ..... D16/250  
 D721,396 S \* 1/2015 Gustaveson, II ..... D16/237  
 D745,469 S \* 12/2015 Farnum ..... D13/156  
 9,305,538 B2 \* 4/2016 Tyson ..... G10K 11/16

2009/0284635 A1 11/2009 Sung  
 2010/0102979 A1 4/2010 Huang  
 2011/0182029 A1 7/2011 Wu  
 2015/0015777 A1\* 1/2015 Osborne ..... H04N 5/2252  
 348/373  
 2016/0142594 A1\* 5/2016 Luttrell ..... H04N 5/2252  
 348/211.1

OTHER PUBLICATIONS

“<http://webcamcovers.blogspot.com/2012/09/c-slide-webcam-cover-patent-recvies.html> Company Release: Sep. 18, 2012 Retrieved on: Feb. 26, 2014”.  
 “[http://www.amazon.com/Webcam-Cover-Laptops-Pad-Devices/dp/B004ZOXS6/ref=sr\\_1\\_2?s=electronics&ie=UTF8\(qid=1393520771&sr=1-2&keywords=webcam+covers](http://www.amazon.com/Webcam-Cover-Laptops-Pad-Devices/dp/B004ZOXS6/ref=sr_1_2?s=electronics&ie=UTF8&qid=1393520771&sr=1-2&keywords=webcam+covers) Available on Amazon beginning May 3, 2011 Retrieved on: Feb. 26, 2014”.  
 “[http://www.ebay.com/itm/Webcam-Cover-also-known-as-webcam-shutter-webcam-shutter-fits-all-laptops-/160917145450#ht\\_2076wt\\_1358](http://www.ebay.com/itm/Webcam-Cover-also-known-as-webcam-shutter-webcam-shutter-fits-all-laptops-/160917145450#ht_2076wt_1358) On E-Bay beginning Jan. 26, 2012 Retrieved on: Feb. 26, 2014”.  
 Notice of allowance for U.S. Appl. No. 29/433,900 mailed Mar. 10, 2014.  
 Ex Parte Quayle Action for U.S. Appl. No. 29/473,247 dated Aug. 5, 2014.

\* cited by examiner

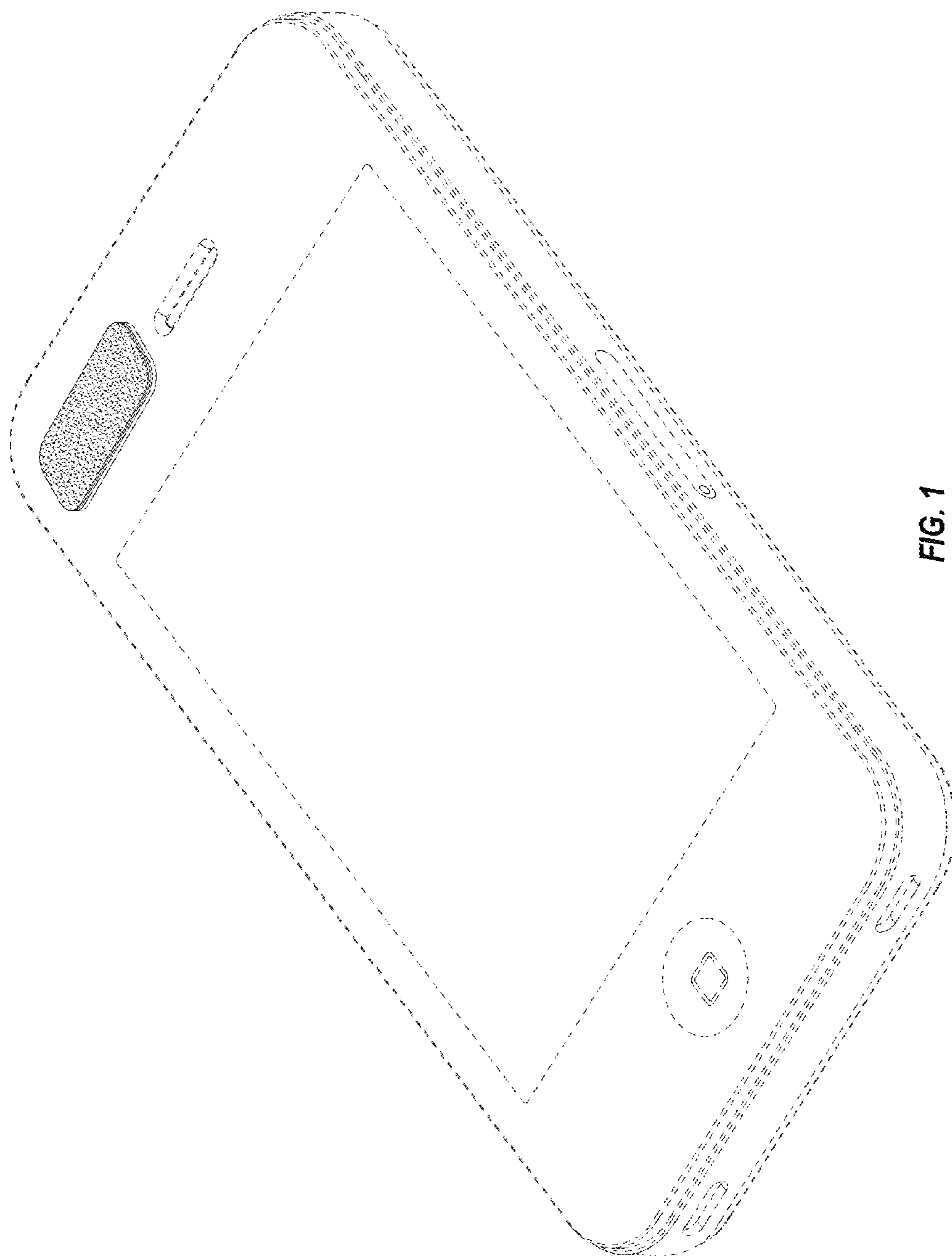


FIG. 1

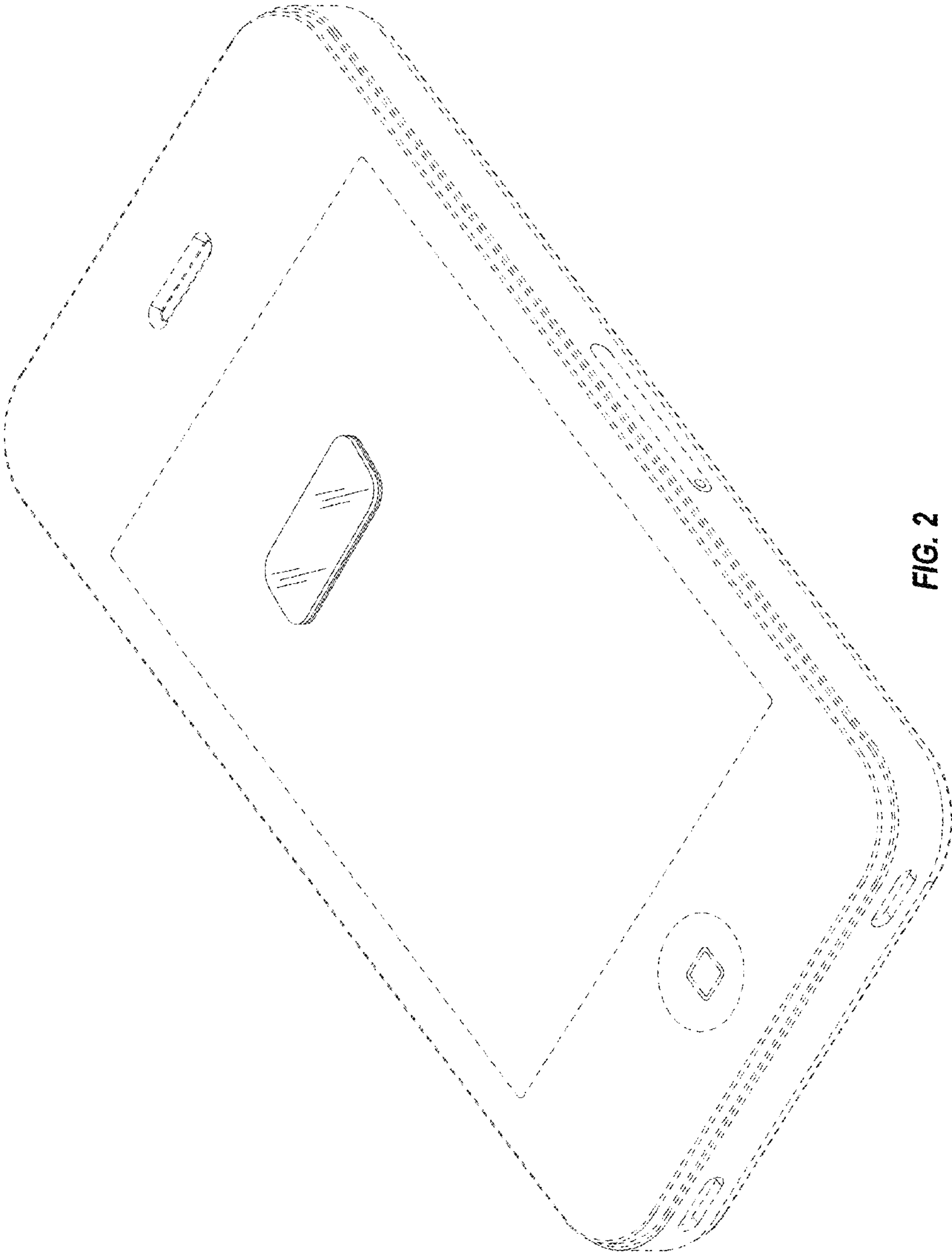


FIG. 2

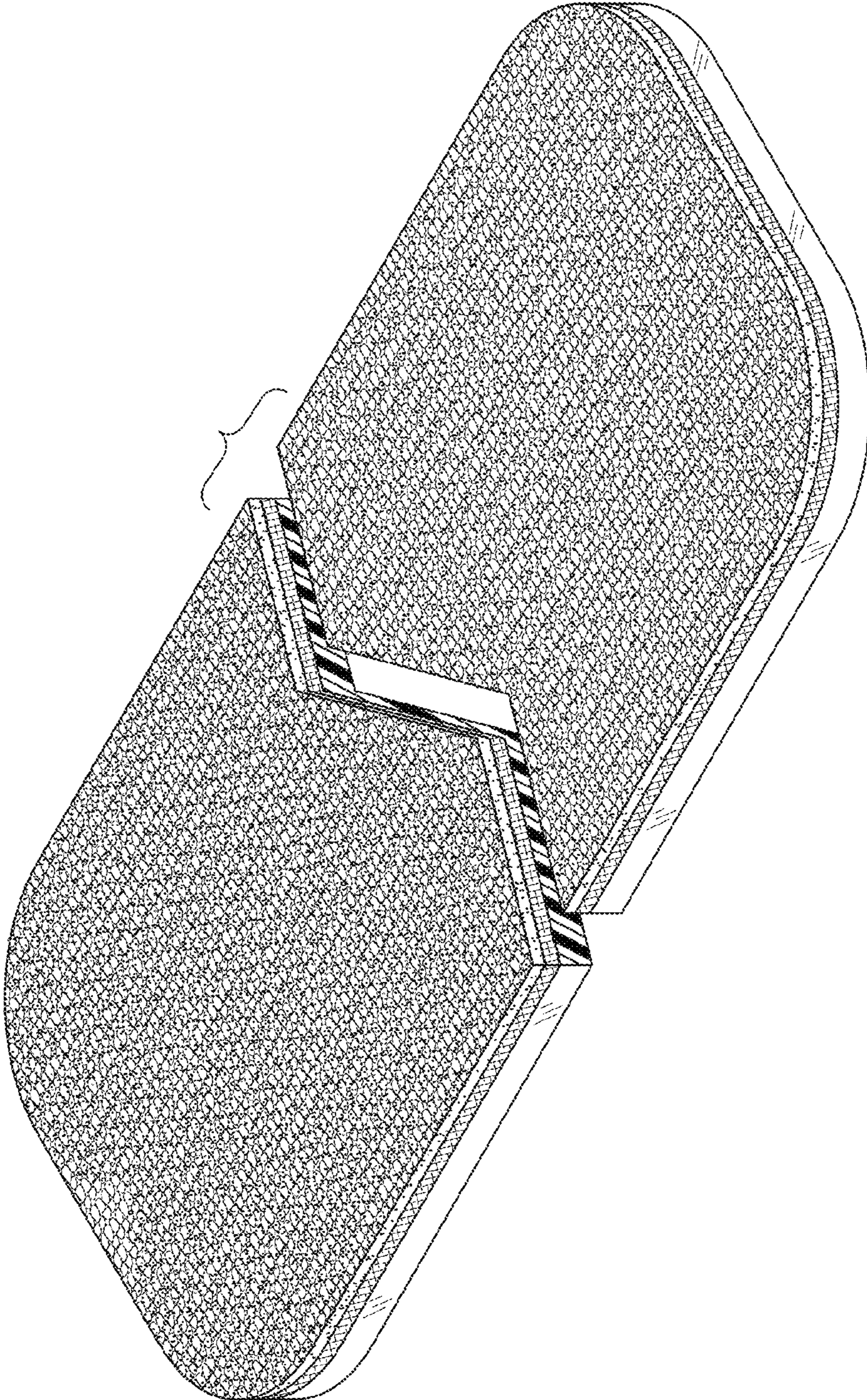


FIG. 3

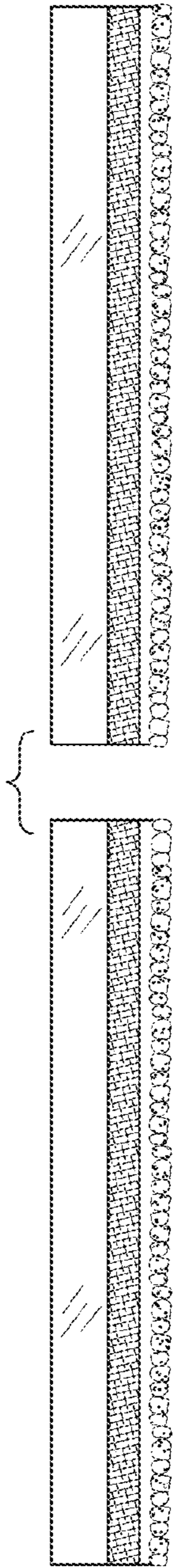


FIG. 7




FIG. 5

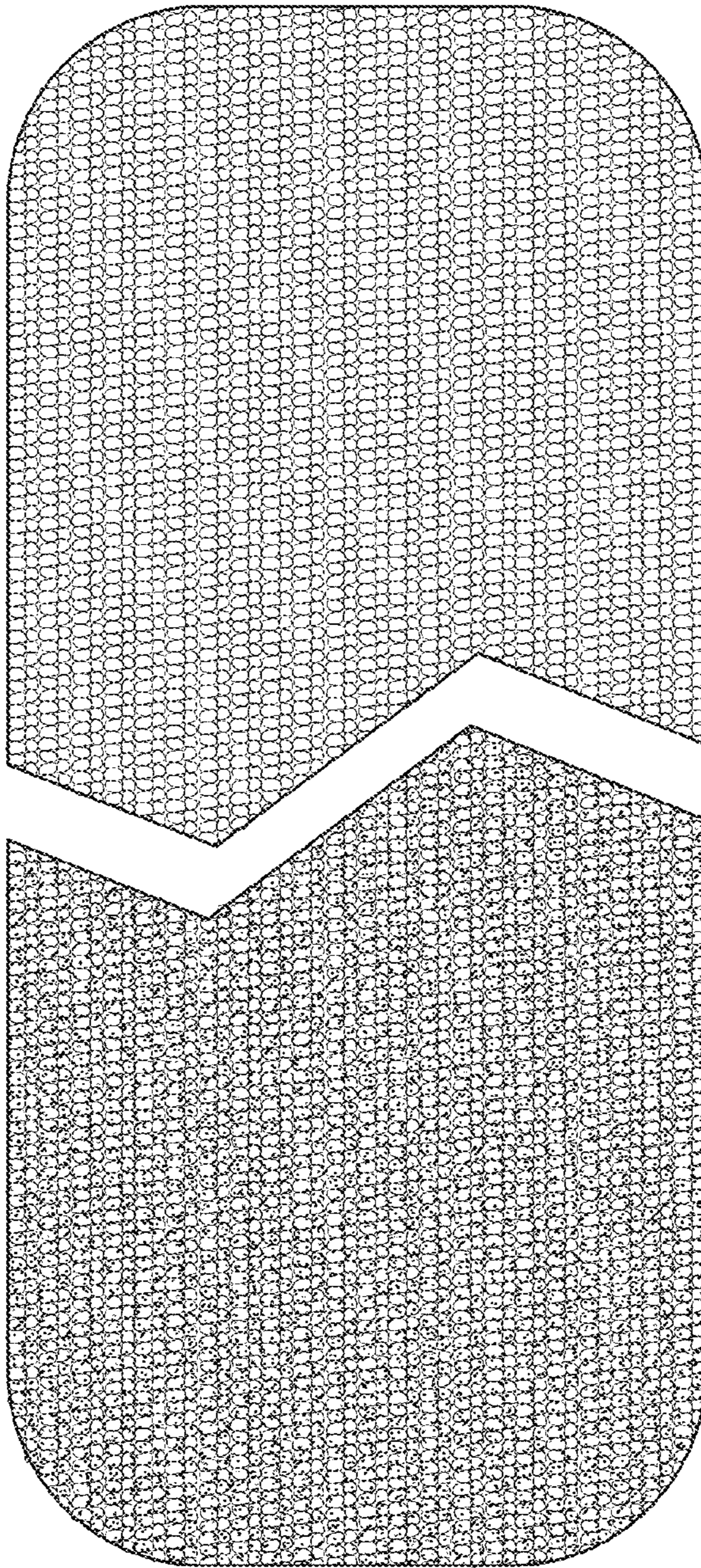


FIG. 4




FIG. 6

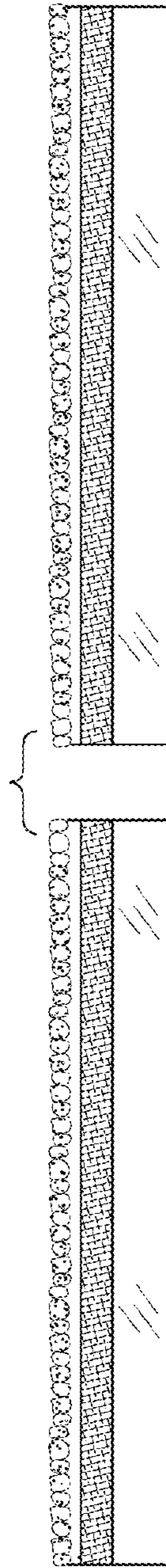


FIG. 8

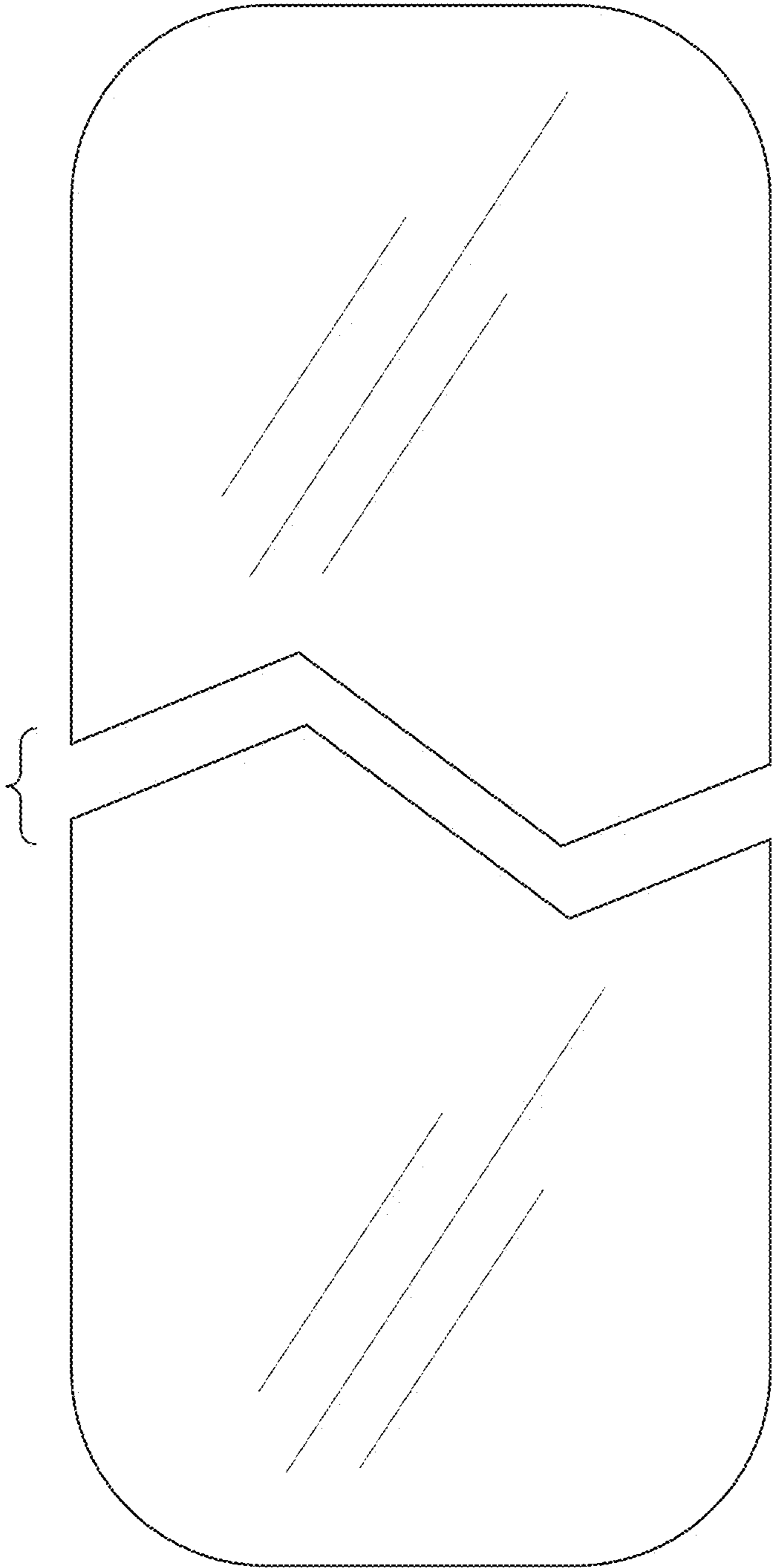


FIG. 9

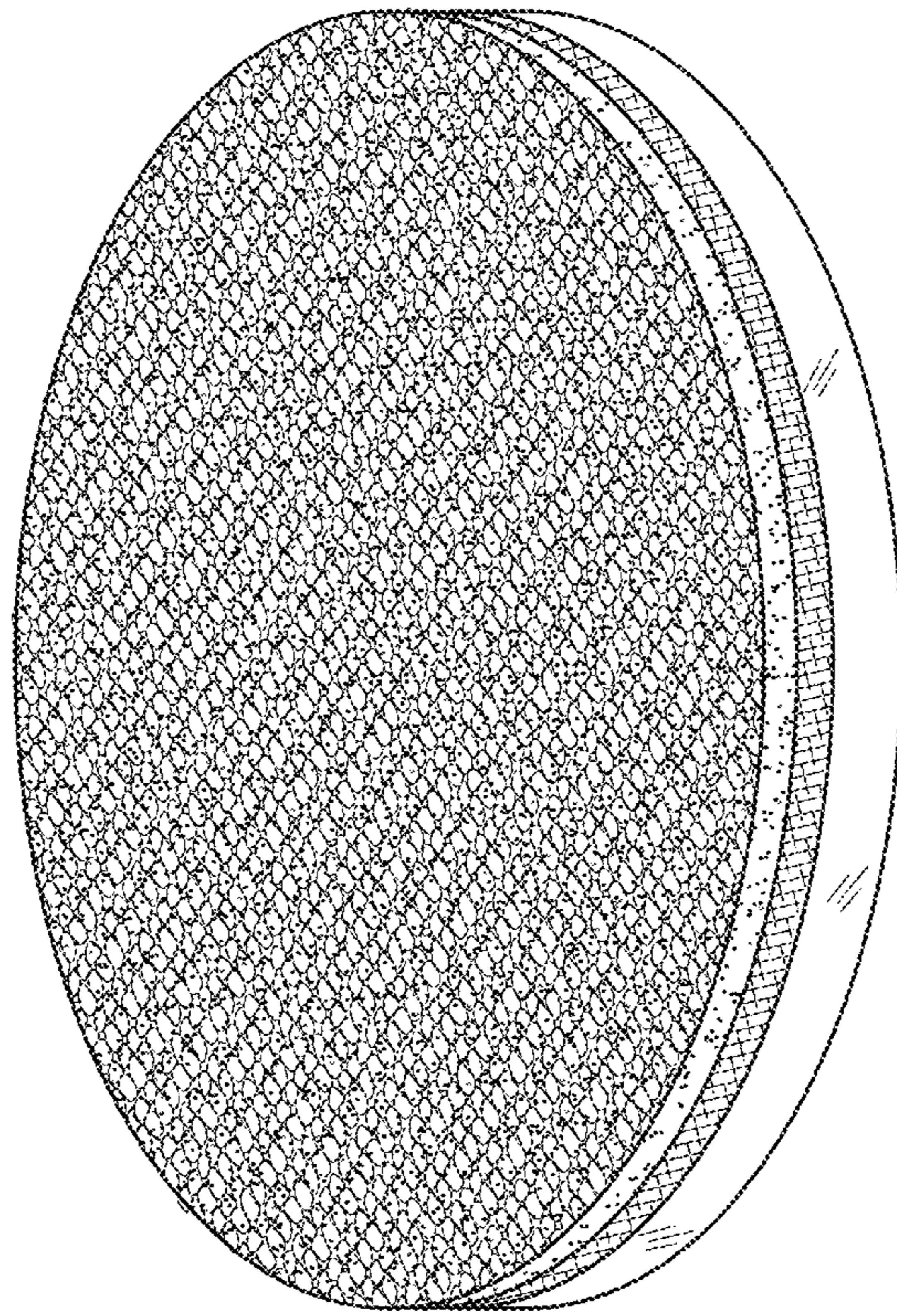


FIG. 10



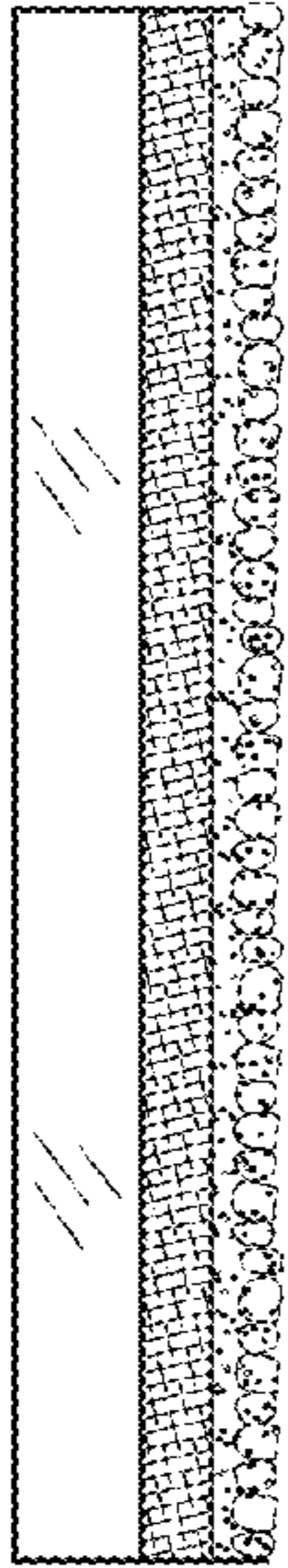


FIG. 14




FIG. 12




FIG. 11

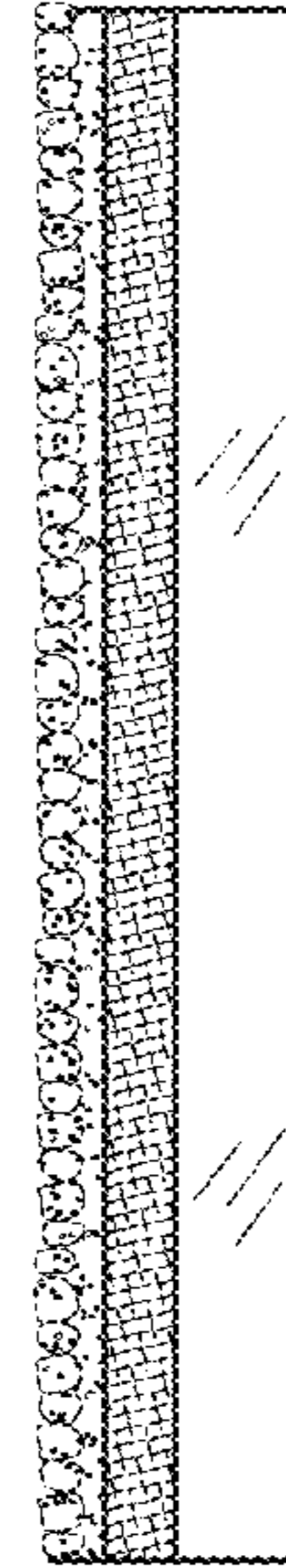


FIG. 15




FIG. 13

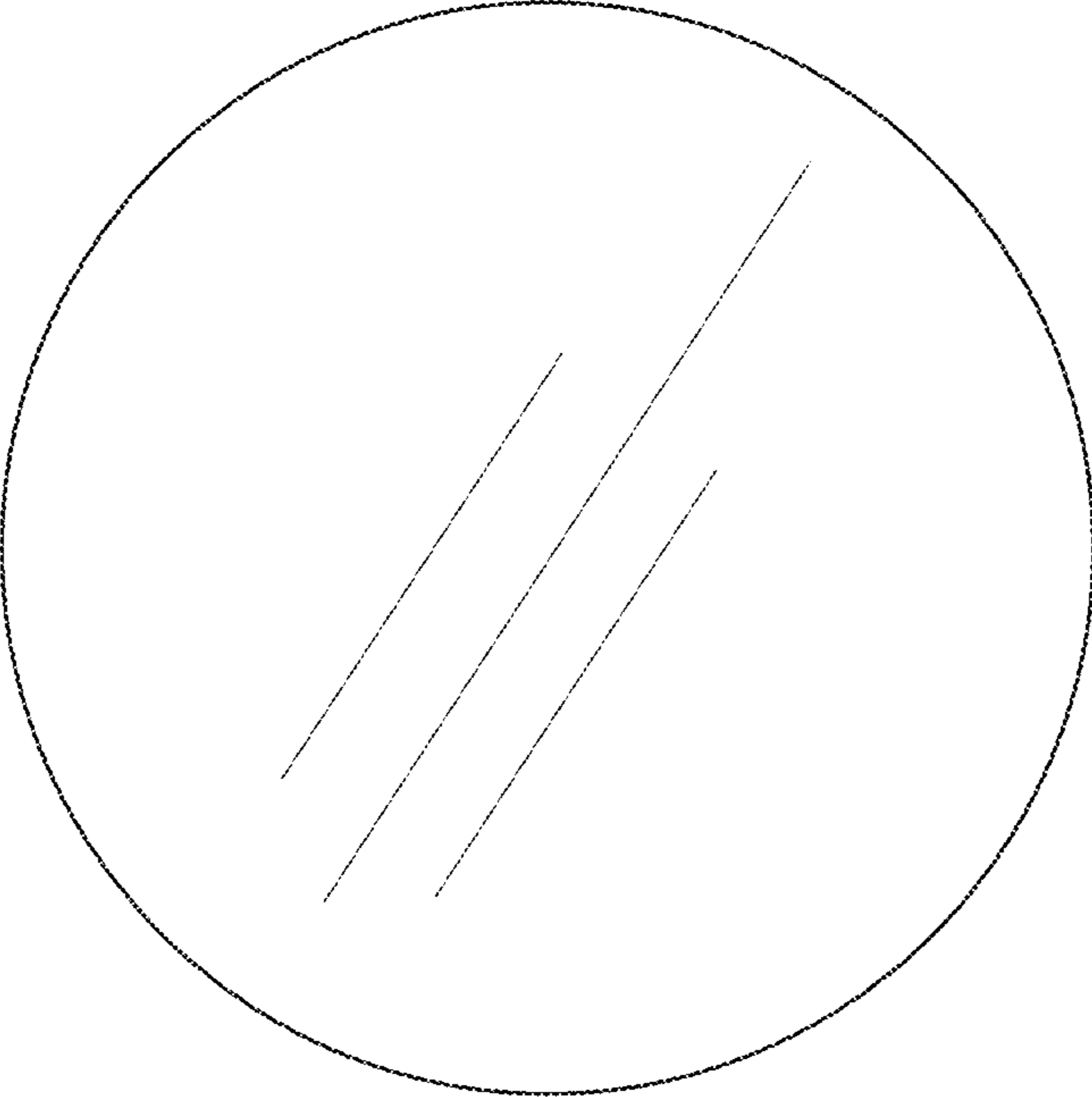


FIG. 16