



US00D763834S

(12) **United States Design Patent**
Zheng et al.

(10) **Patent No.:** **US D763,834 S**
(45) **Date of Patent:** **** Aug. 16, 2016**

- (54) **ANTENNA**
- (71) Applicant: **Airgain, Incorporated**, San Diego, CA (US)
- (72) Inventors: **Bei Zheng**, Zhang Jia Gang (CN);
Mengyi Tao, Zhang Jia Gang (CN);
Xiangjie Bian, Zhang Jia Gang (CN)
- (73) Assignee: **Airgain Incorporated**, San Diego, CA (US)
- (**) Term: **14 Years**
- (21) Appl. No.: **29/516,559**
- (22) Filed: **Feb. 4, 2015**
- (51) **LOC (10) Cl.** **14-03**
- (52) **U.S. Cl.**
USPC **D14/230**
- (58) **Field of Classification Search**
USPC D14/138, 230-238.1, 299, 358;
D13/182
CPC H01L 33/48; H01L 33/486; H01L 23/02;
H05K 5/00; H01Q 13/10
See application file for complete search history.

(56) **References Cited**

U.S. PATENT DOCUMENTS

7,061,437 B2	6/2006	Lin et al.
7,148,849 B2	12/2006	Lin
7,215,296 B2	5/2007	Abramov et al.
D546,821 S	7/2007	Oliver
D549,696 S	8/2007	Oshima et al.
7,333,067 B2	2/2008	Hung et al.
7,336,959 B2	2/2008	Khitrik et al.
D573,589 S	7/2008	Montgomery et al.
7,405,704 B1	7/2008	Lin et al.
7,477,195 B2	1/2009	Vance
D592,195 S	5/2009	Wu et al.
7,570,215 B2	8/2009	Abramov et al.
D599,334 S	9/2009	Chiang
D606,053 S	12/2009	Wu et al.

D607,442 S	1/2010	Su et al.
D608,769 S	1/2010	Bufe
D612,368 S	3/2010	Yang et al.
7,705,783 B2	4/2010	Rao et al.
7,729,662 B2	6/2010	Abramov et al.
D621,819 S	8/2010	Tsai et al.
7,843,390 B2	11/2010	Liu
D633,483 S	3/2011	Su et al.
D635,127 S	3/2011	Tsai et al.
7,907,971 B2	3/2011	Salo et al.
D635,560 S	4/2011	Tsai et al.
D635,963 S	4/2011	Poddaturi
D635,964 S	4/2011	Poddaturi
D635,965 S	4/2011	Mi et al.
D636,382 S	4/2011	Poddaturi
7,965,242 B2	6/2011	Abramov et al.
D649,962 S	12/2011	Tseng et al.
D651,198 S	12/2011	Mi et al.
D654,059 S	2/2012	Mi et al.

(Continued)

Primary Examiner — Manpreet Matharu

Assistant Examiner — Mojtaba Tehrani

(74) *Attorney, Agent, or Firm* — Clause Eight IPS; Michael Catania

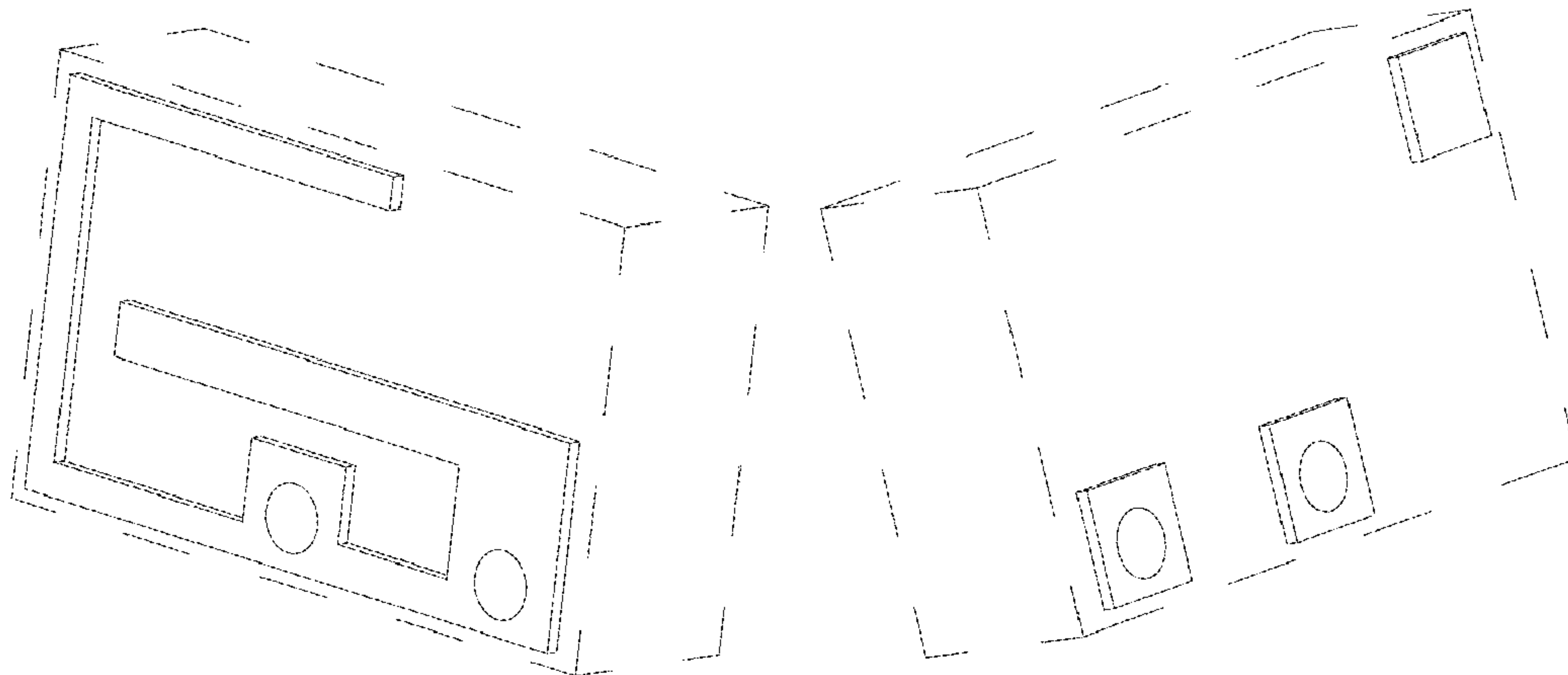
(57) **CLAIM**

The ornamental design for an antenna, as shown and described.

DESCRIPTION

FIG. 1 is a top plan view of an antenna, showing our new design;
 FIG. 2 is a side elevation view thereof;
 FIG. 3 is a bottom plan view thereof;
 FIG. 4 is a top perspective view thereof;
 FIG. 5 is a bottom perspective view thereof;
 FIG. 6 is a top plan view thereof, with unclaimed environment not shown; and,
 FIG. 7 is a bottom plan view thereof, with unclaimed environment not shown.
 The broken line in the figure drawings represents unclaimed environment only and forms no part of the claimed design.

1 Claim, 2 Drawing Sheets



(56)

References Cited

U.S. PATENT DOCUMENTS

D654,060 S	2/2012	Ko et al.	D706,751 S	6/2014	Chang et al.	
D658,639 S	5/2012	Huang et al.	D708,602 S	7/2014	Gosalia et al.	
D659,129 S	5/2012	Mi et al.	D709,053 S	7/2014	Chang et al.	
D659,685 S	5/2012	Huang et al.	D710,832 S	8/2014	Yang	
D659,688 S	5/2012	Huang et al.	D710,833 S	8/2014	Zheng et al.	
8,175,036 B2	5/2012	Visuri et al.	8,854,265 B1	10/2014	Yang et al.	
8,184,601 B2	5/2012	Abramov et al.	D716,775 S	11/2014	Bidermann	
D662,916 S	7/2012	Huang et al.	2002/0003499 A1	1/2002	Kouam et al.	
8,248,970 B2	8/2012	Abramov et al.	2004/0222936 A1	11/2004	Hung et al.	
D671,097 S	11/2012	Mi et al.	2005/0073462 A1	4/2005	Lin et al.	
8,310,402 B2	11/2012	Yang	2005/0190108 A1	9/2005	Lin et al.	
D676,429 S	2/2013	Gosalia et al.	2006/0208900 A1	9/2006	Tavassoli Hozouri	
D678,255 S	3/2013	Ko et al.	2007/0030203 A1	2/2007	Tsai et al.	
8,423,084 B2	4/2013	Abramov et al.	2008/0150829 A1	6/2008	Lin et al.	
D684,565 S	6/2013	Wei	2009/0002244 A1	1/2009	Woo	
D685,352 S	7/2013	Wei	2009/0058739 A1	3/2009	Konishi	
D685,772 S	7/2013	Zheng et al.	2009/0135072 A1	5/2009	Ke et al.	
D686,600 S	7/2013	Yang	2009/0262028 A1	10/2009	Mumbru et al.	
D689,474 S	9/2013	Yang et al.	2010/0085262 A1*	4/2010	Wolf	H01Q 3/24 343/768
D692,870 S	11/2013	He	2010/0188297 A1	7/2010	Chen et al.	
D694,738 S	12/2013	Yang	2010/0309067 A1	12/2010	Tsou et al.	
D695,279 S	12/2013	Yang et al.	2011/0006950 A1	1/2011	Park et al.	
D695,280 S	12/2013	Yang et al.	2012/0038514 A1	2/2012	Bang	
D703,195 S	4/2014	Zheng	2012/0229348 A1	9/2012	Chiang	
D703,196 S	4/2014	Zheng	2012/0242546 A1*	9/2012	Hu	H01Q 1/243 343/700 MS
D706,247 S *	6/2014	Zheng	2014/0078009 A1*	3/2014	Wong	H01Q 21/28 343/728
D706,750 S *	6/2014	Bringuiet				

* cited by examiner

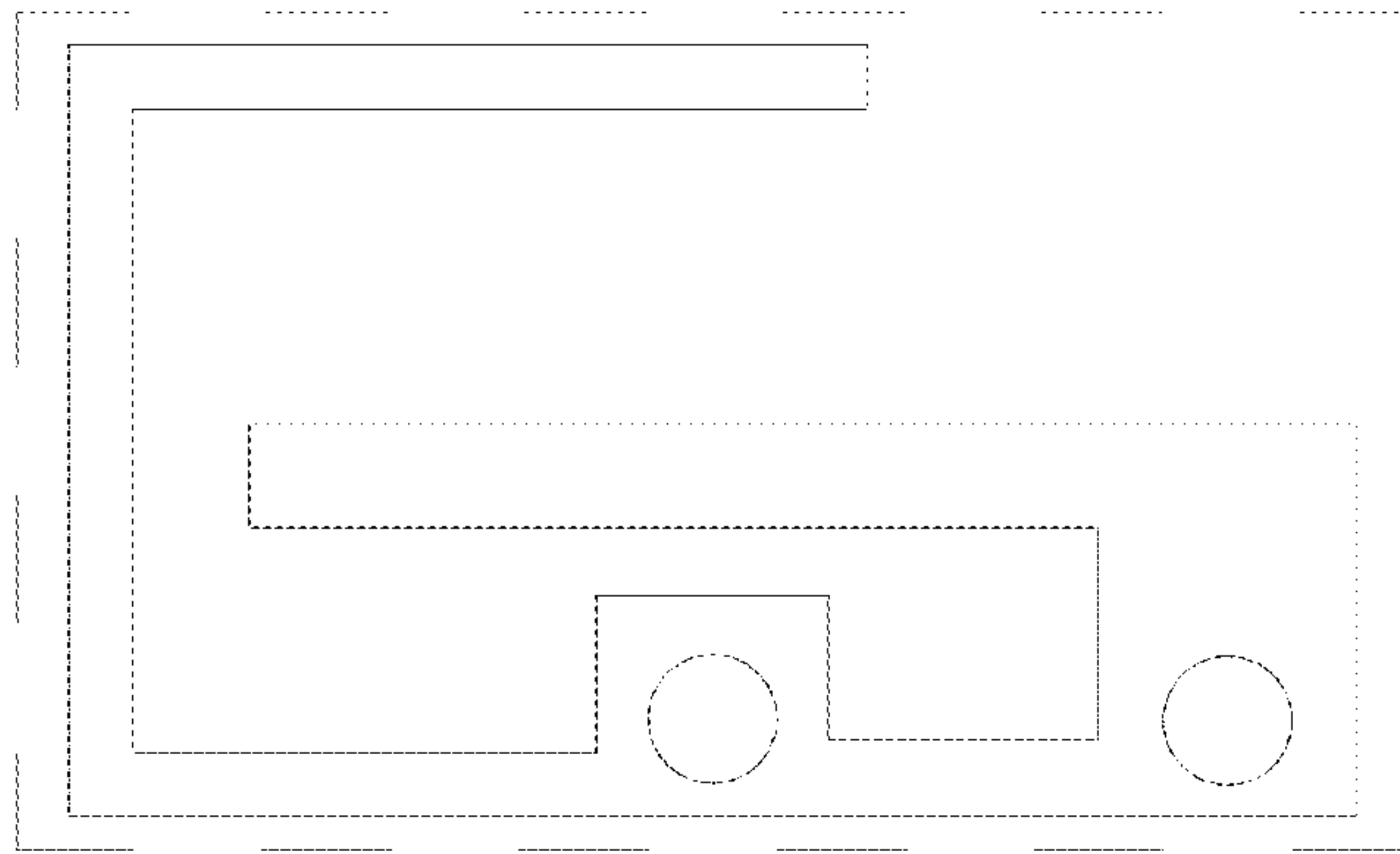


FIG. 1

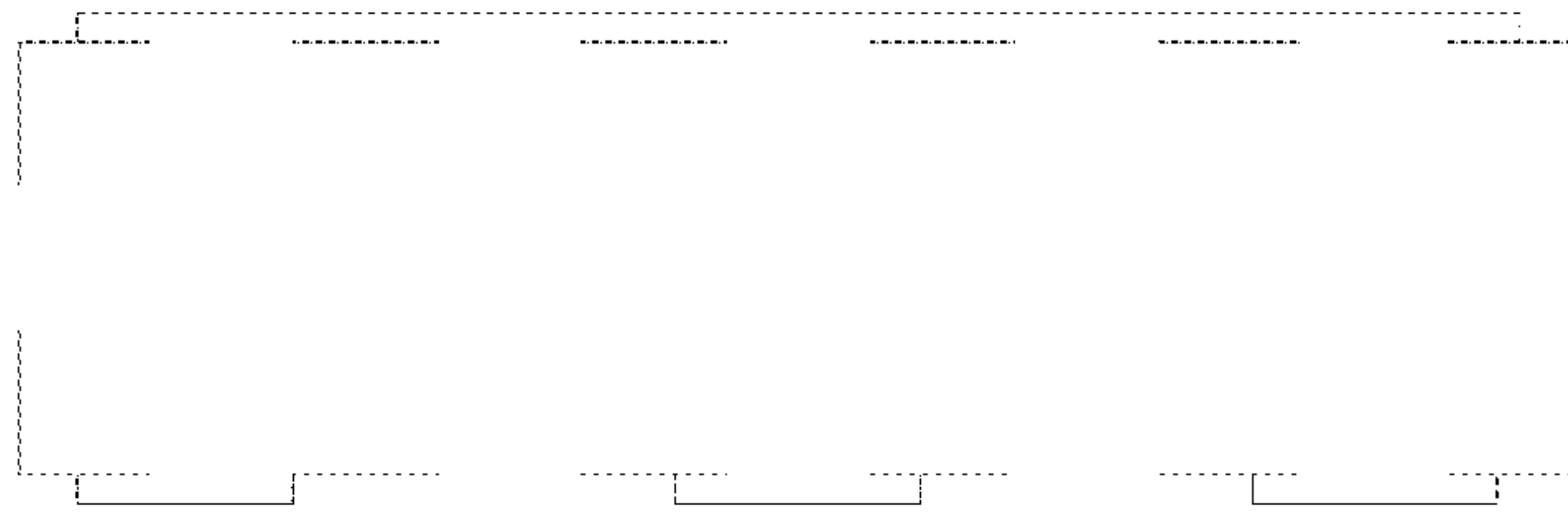


FIG. 2

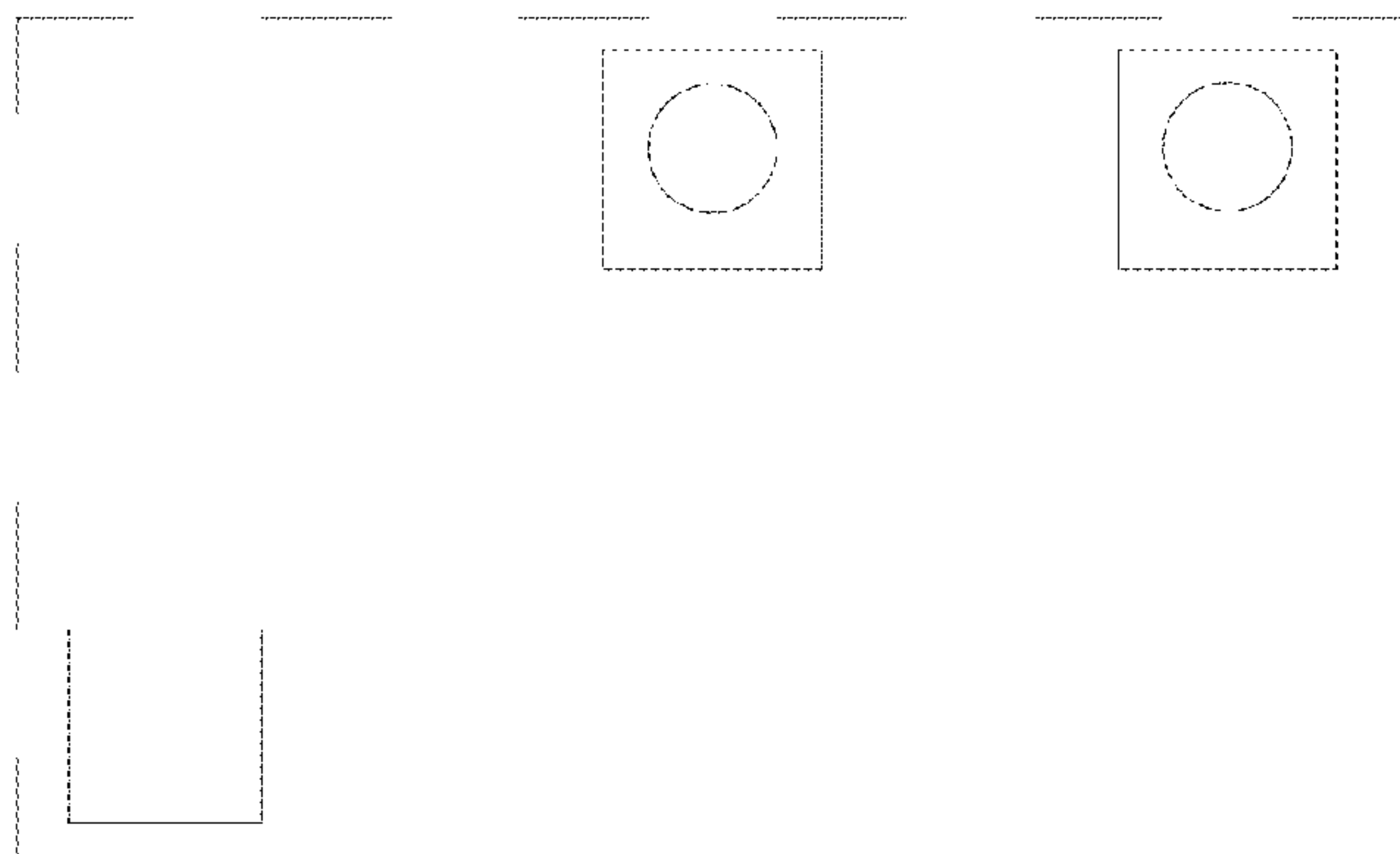


FIG. 3

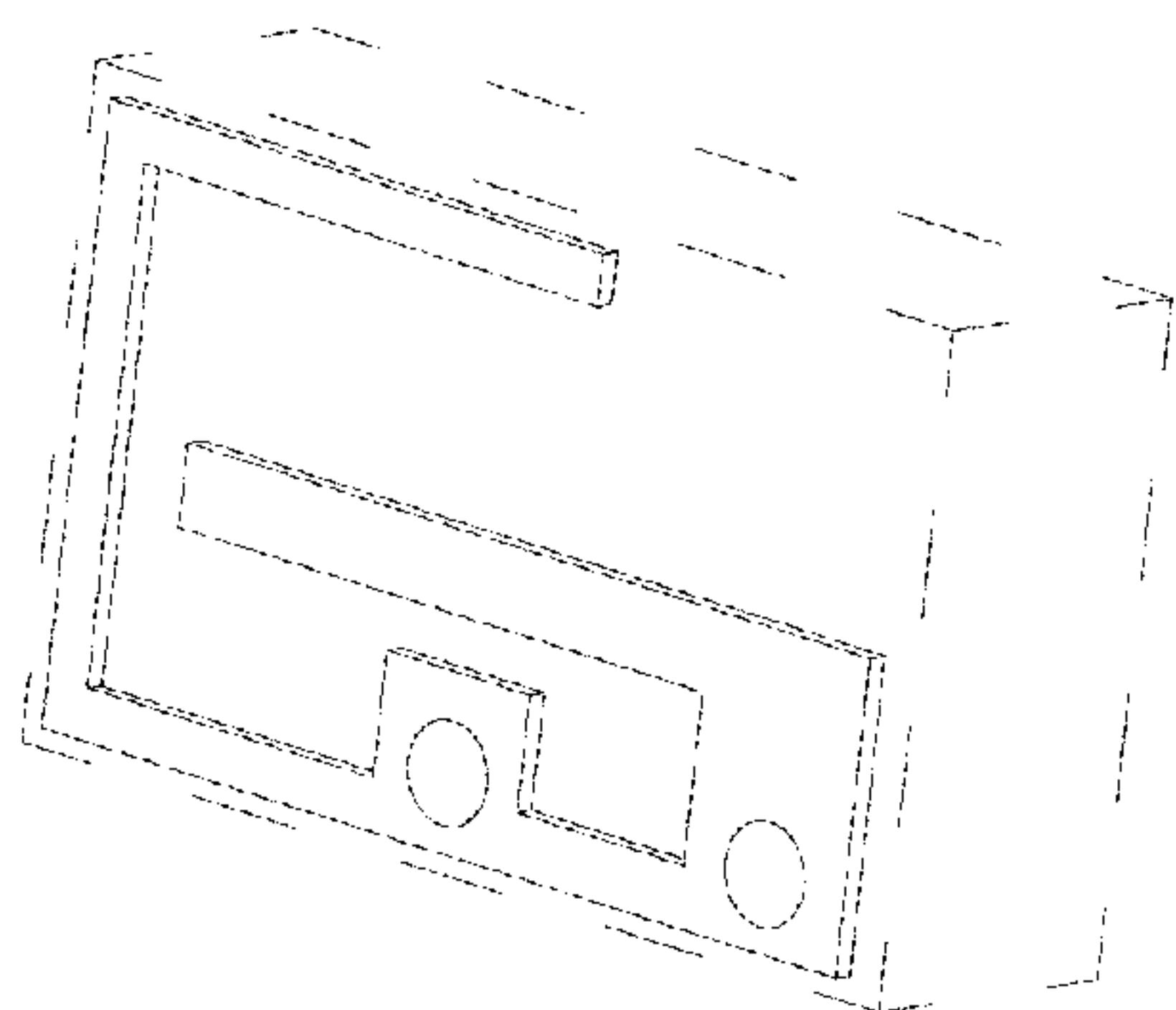


FIG. 4

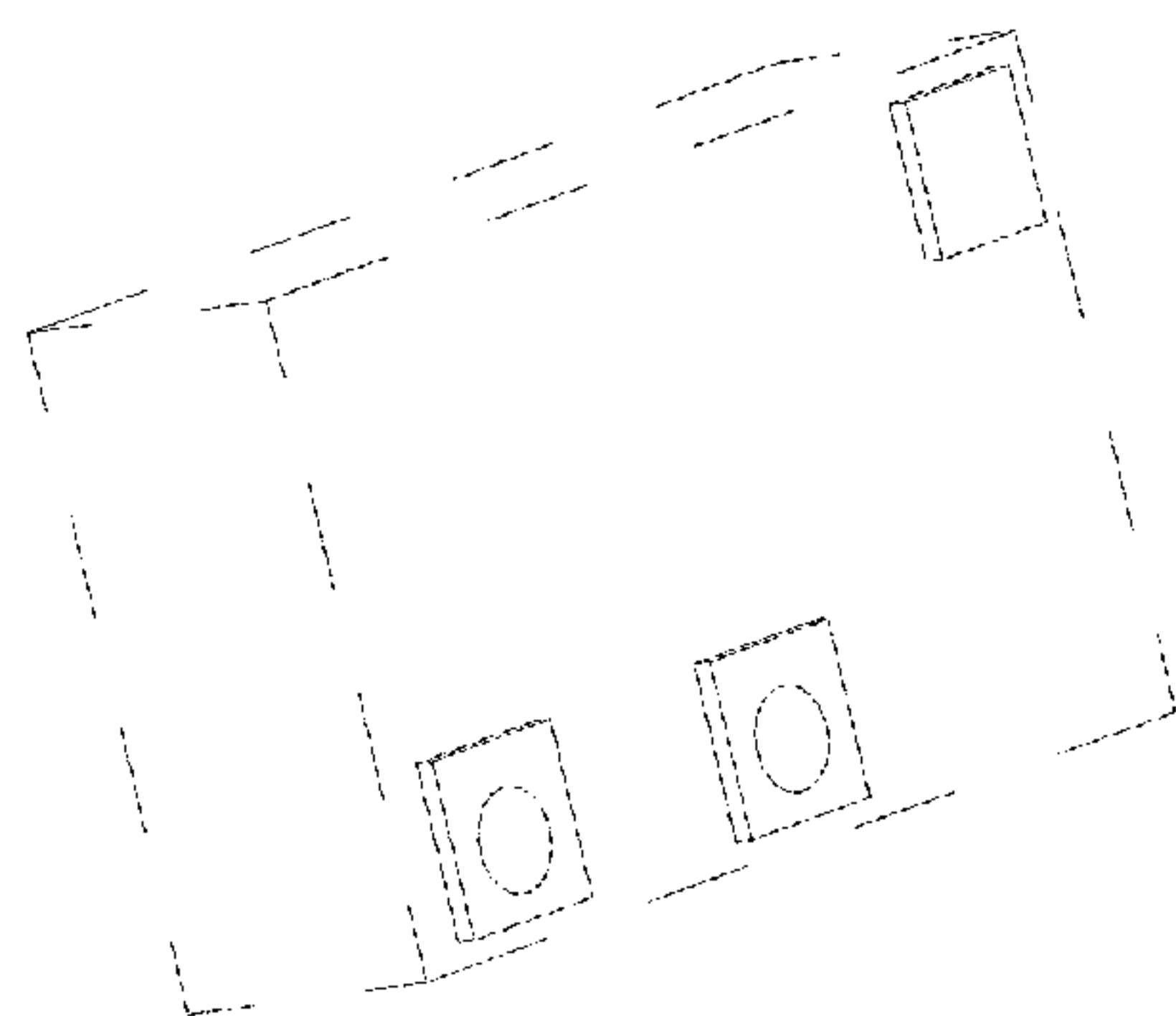


FIG. 5

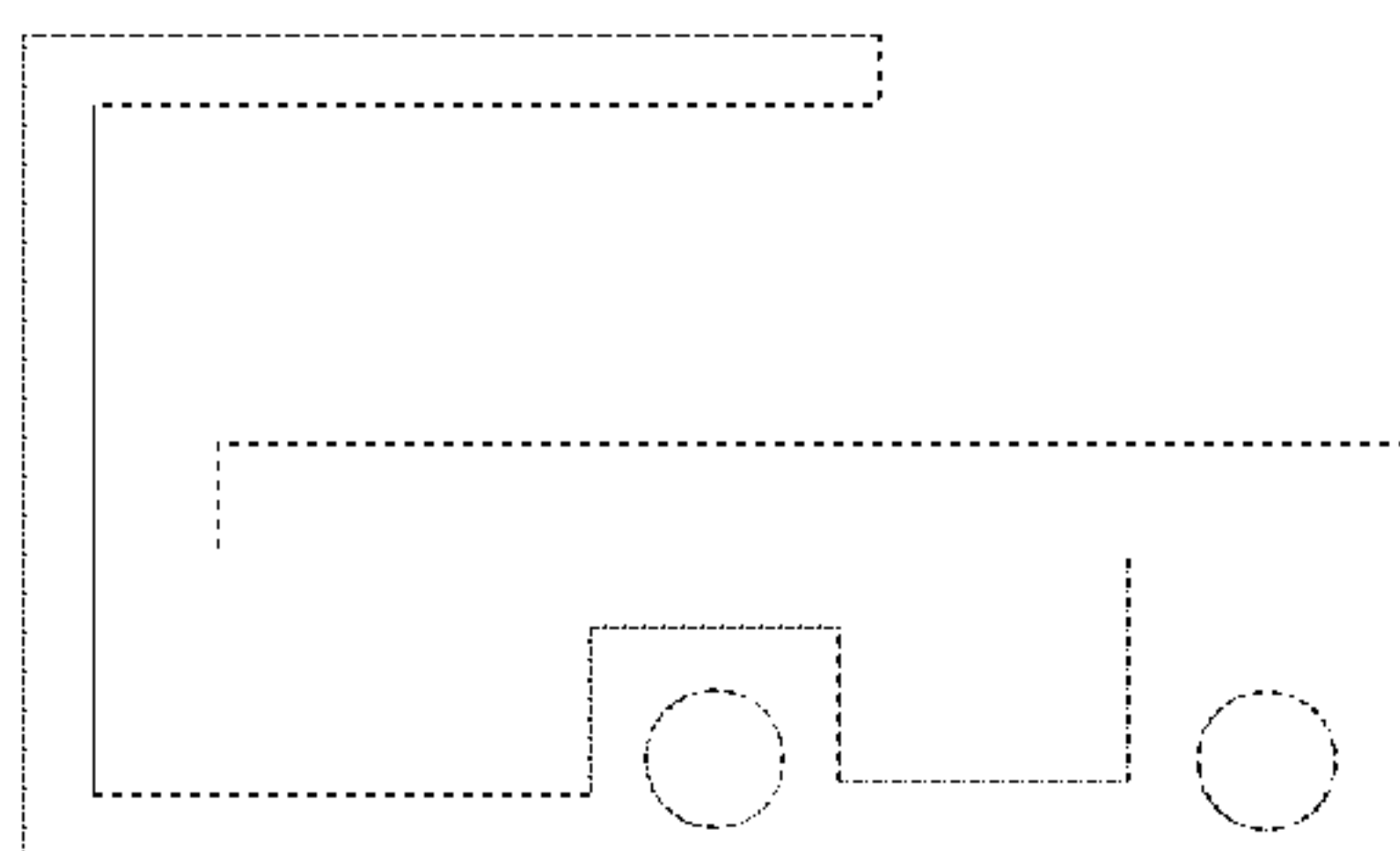


FIG. 6




FIG. 7