



US00D763815S

(12) **United States Design Patent**
Min et al.

(10) **Patent No.:** **US D763,815 S**

(45) **Date of Patent:** **** Aug. 16, 2016**

(54) **MOBILE PHONE**

(71) Applicant: **LG ELECTRONICS INC.**, Seoul (KR)

(72) Inventors: **Jinki Min**, Seoul (KR); **Seungchul Cho**, Seoul (KR)

(73) Assignee: **LG Electronics Inc.**, Seoul (KR)

(**) Term: **14 Years**

(21) Appl. No.: **29/506,206**

(22) Filed: **Oct. 14, 2014**

(30) **Foreign Application Priority Data**

Apr. 17, 2014 (KR) 30-2014-0019440

(51) **LOC (10) Cl.** **14-03**

(52) **U.S. Cl.**
USPC **D14/138 G**

(58) **Field of Classification Search**
USPC ... D14/138 G, 138 AD, 248, 138 R, 138 AC,
D14/247, 137, 341-347

CPC H04M 1/0202; H04M 1/0235; H04M
1/0237; H04M 1/0239; H04M 1/0266; H04M
1/0268; H04M 1/027; H04M 1/0295

See application file for complete search history.

(56) **References Cited**

U.S. PATENT DOCUMENTS

| | | | | |
|--------------|--------|------------|-------|-----------|
| D640,219 S * | 6/2011 | Sutherland | | D14/138 G |
| D654,460 S * | 2/2012 | Kim | | D14/138 G |
| D676,819 S * | 2/2013 | Choi | | D14/138 G |
| D677,236 S * | 3/2013 | Kim | | D14/138 G |
| D677,640 S * | 3/2013 | Kim | | D14/138 G |
| D689,840 S * | 9/2013 | Lu | | D14/138 G |
| D706,237 S * | 6/2014 | Kim | | D14/138 G |
| D706,737 S * | 6/2014 | Kim | | D14/138 G |
| D707,645 S * | 6/2014 | Kim | | D14/138 G |
| D707,647 S * | 6/2014 | Kim | | D14/138 G |

(Continued)

OTHER PUBLICATIONS

LG G Flex, announced Oct. 2013, [online], [retrieved on Jun. 9, 2016]. Retrieved from Internet ,<URL: http://www.gsmarena.com>.*

(Continued)

Primary Examiner — Bridget L Eland

(74) *Attorney, Agent, or Firm* — Birch, Stewart, Kolasch & Birch, LLP

(57) **CLAIM**

The ornamental design for a mobile phone, as shown and described.

DESCRIPTION

FIG. 1 is a perspective view of a mobile phone showing our new design;

FIG. 2 is a front view thereof;

FIG. 3 is a rear view thereof;

FIG. 4 is a left side view thereof;

FIG. 5 is a right side view thereof;

FIG. 6 is a top plan view thereof;

FIG. 7 is a bottom plan view thereof;

FIG. 8 is a rear perspective view thereof;

FIG. 9 is another perspective view thereof in an alternate configuration in which the display part has been curved on its vertical axis;

FIG. 10 is a left side view of FIG. 9;

FIG. 11 is a top plan view of FIG. 9;

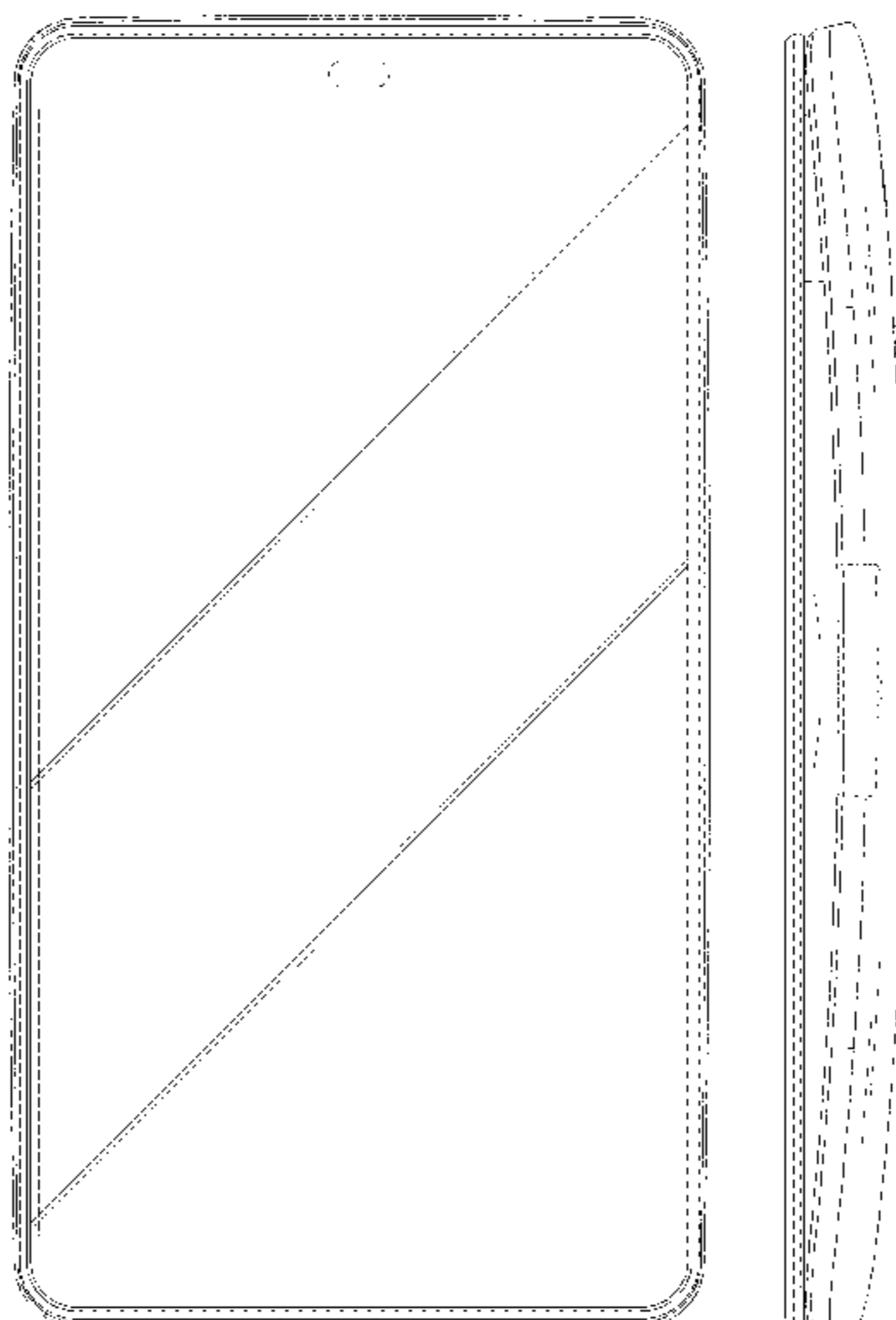
FIG. 12 is another perspective view thereof in an alternate configuration in which the display part has been curved on its horizontal axis;

FIG. 13 is a left side view of FIG. 12; and,

FIG. 14 is a top plan view of FIG. 12.

The broken lines that are immediately adjacent to the claim, and define unshaded regions, represent the bounds of the claim, while all other broken lines are directed to environment; the broken lines form no part of the claimed design.

1 Claim, 13 Drawing Sheets



(56)

References Cited

U.S. PATENT DOCUMENTS

D715,246 S * 10/2014 Oh D14/138 G
D722,580 S * 2/2015 Dhondt D14/138 G
D723,492 S * 3/2015 Kim D14/138 G
D733,086 S * 6/2015 Park D14/138 G
D736,171 S * 8/2015 Lee D14/138 G
D736,736 S * 8/2015 Lee D14/138 G
D736,737 S * 8/2015 Lee D14/138 G
D737,239 S * 8/2015 Lee D14/138 G
D738,840 S * 9/2015 Kim D14/138 G
D738,841 S * 9/2015 Kim D14/138 G
D738,843 S * 9/2015 Yoon D14/138 G

D738,844 S * 9/2015 Lee D14/138 AD
D744,450 S * 12/2015 Kim D14/138 G
D752,568 S * 3/2016 Kang D14/248
2014/0004906 A1* 1/2014 Chi H04B 1/38
455/566
2014/0111549 A1* 4/2014 Vanska G06F 1/1626
345/656

OTHER PUBLICATIONS

Internet Publication, "LG Exo Phone, a Sustainable and Durable Handset", Concept Phones, Jul. 22, 2010, <http://www.concept-phones.com/lg/lg-exo-phone-sustainable-durable-handset/>.*

* cited by examiner

FIG. 1

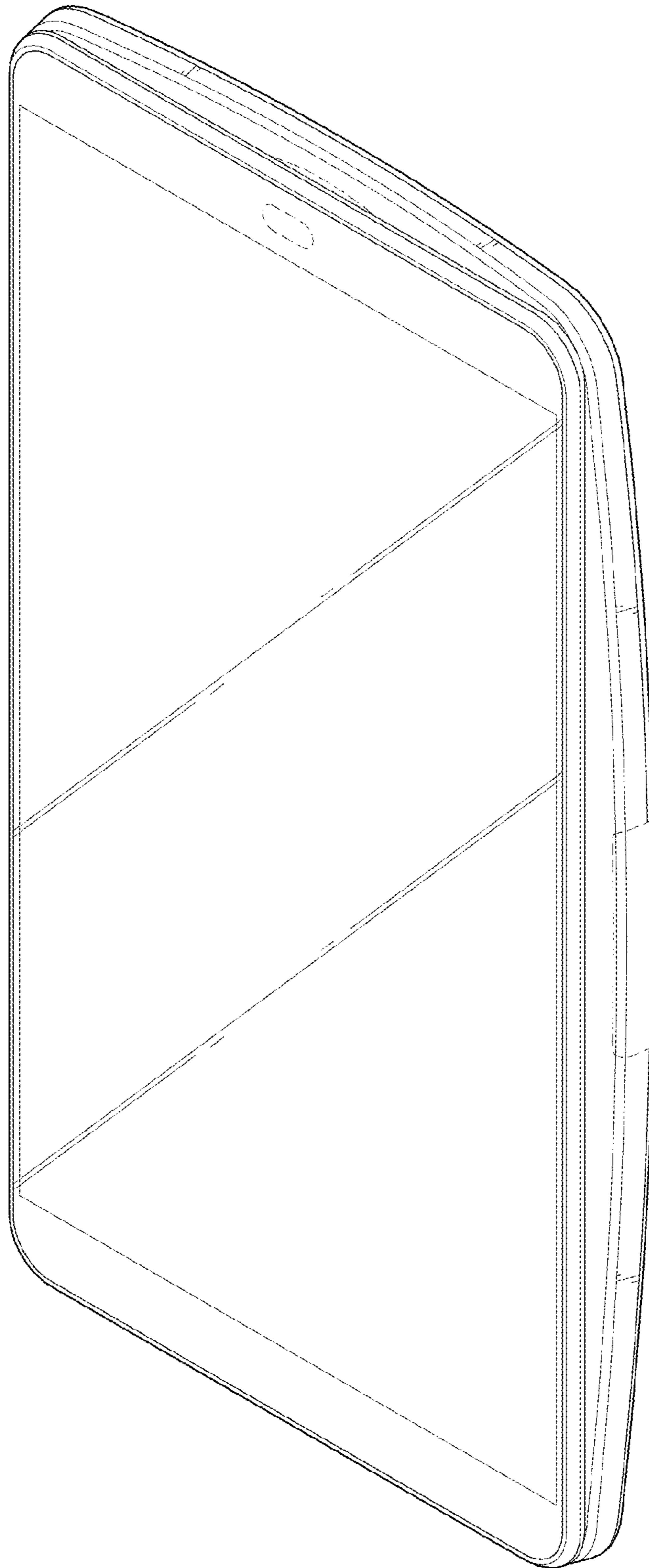


FIG. 2




FIG. 3

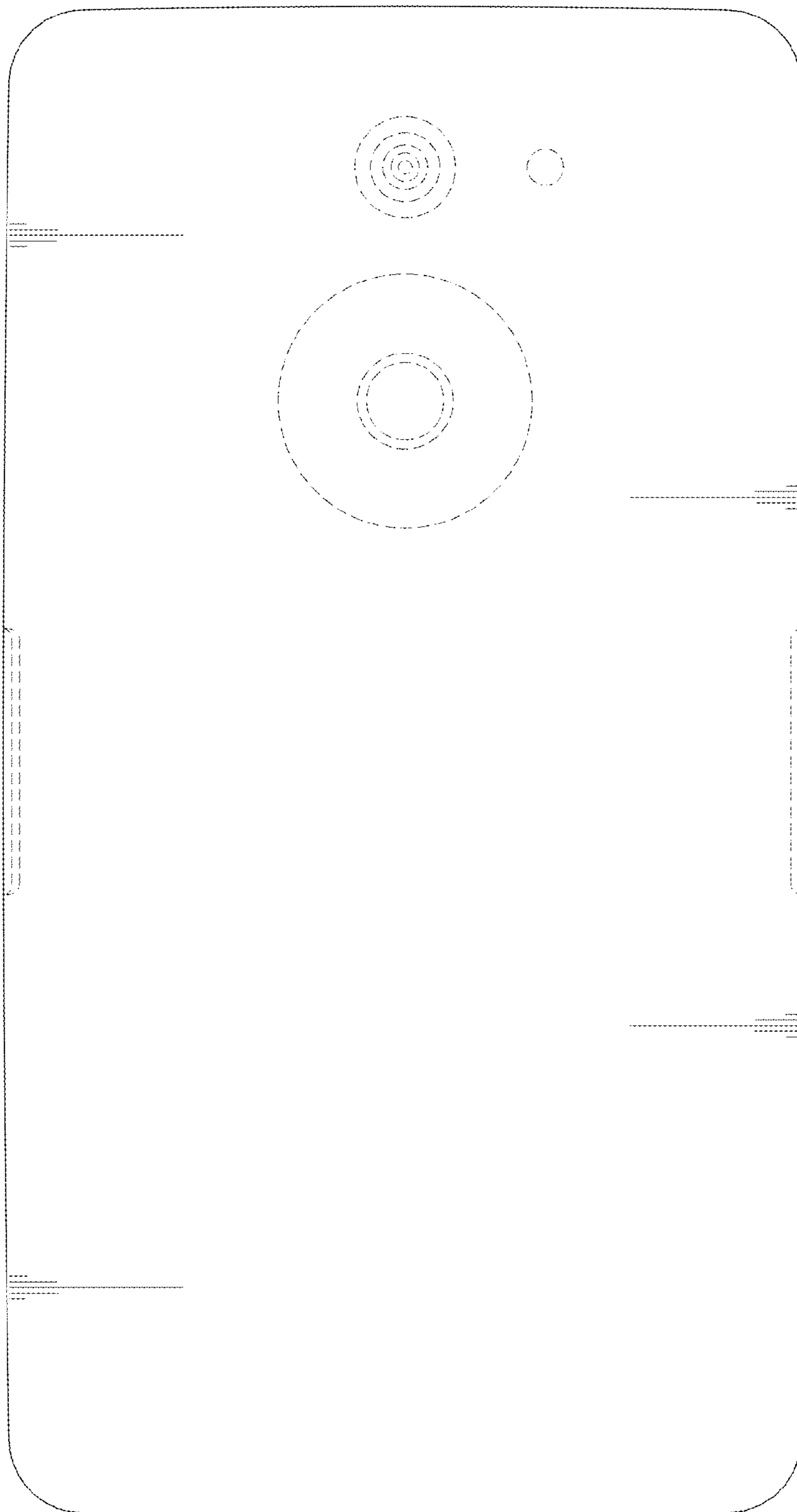


FIG. 4




FIG. 5

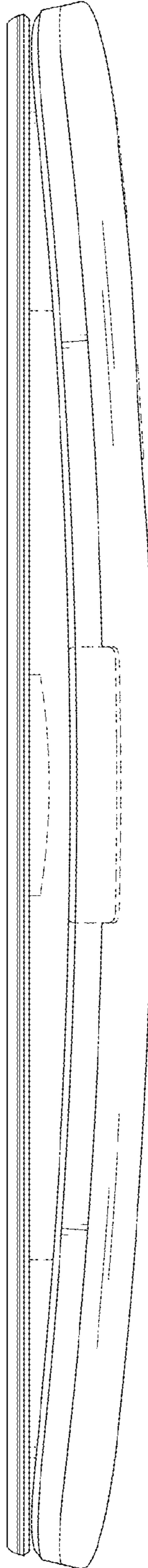


FIG. 6

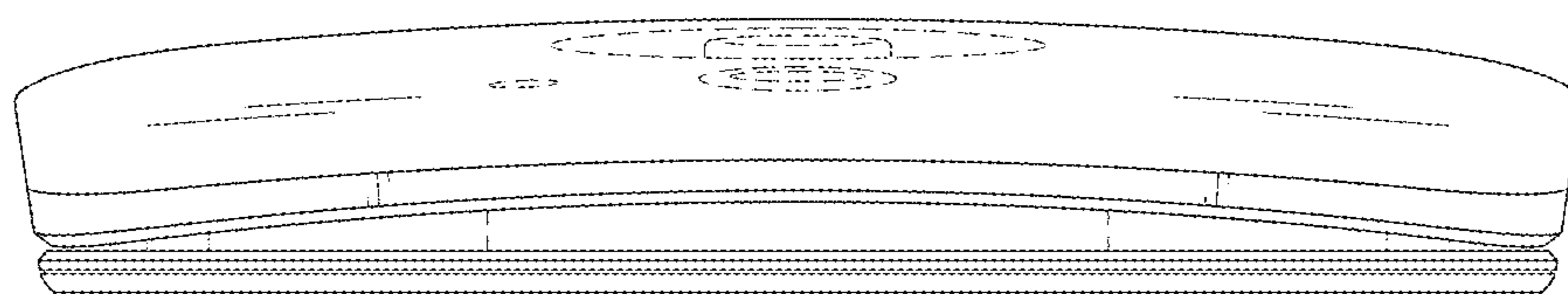


FIG. 7

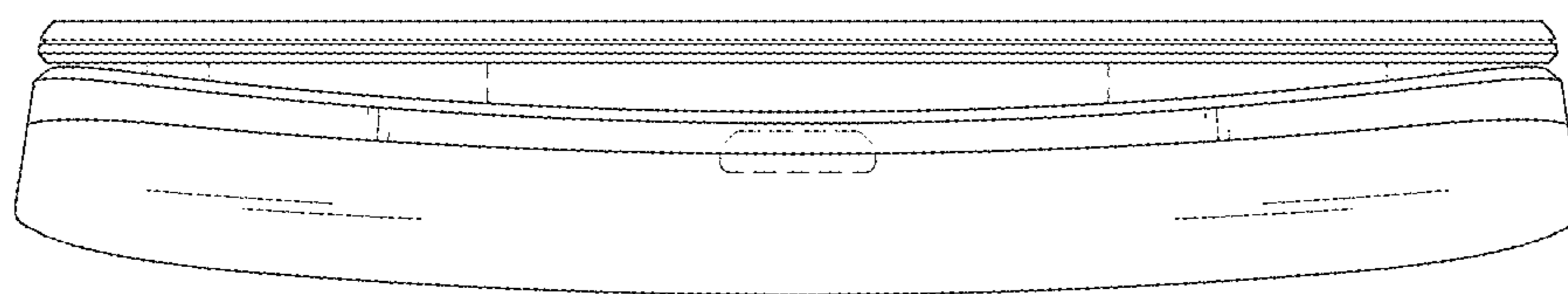


FIG. 8

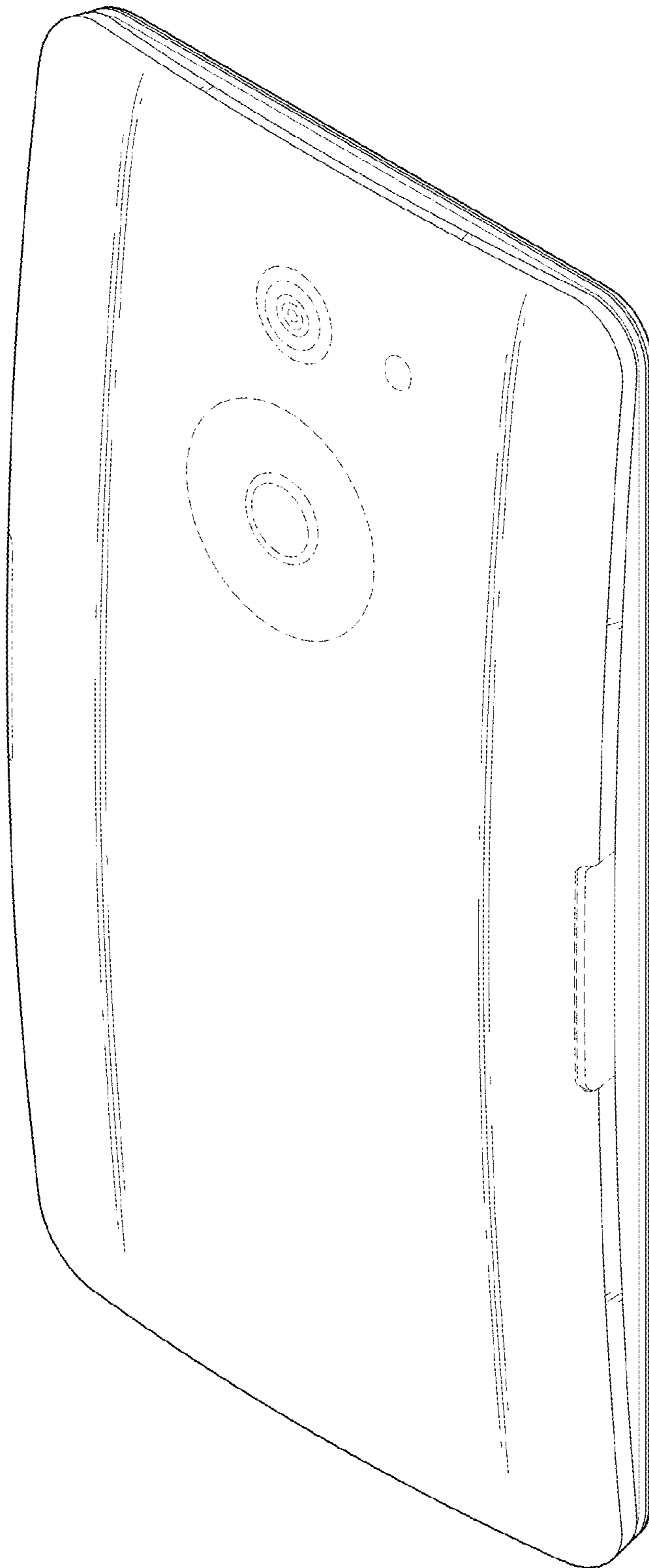


FIG. 9

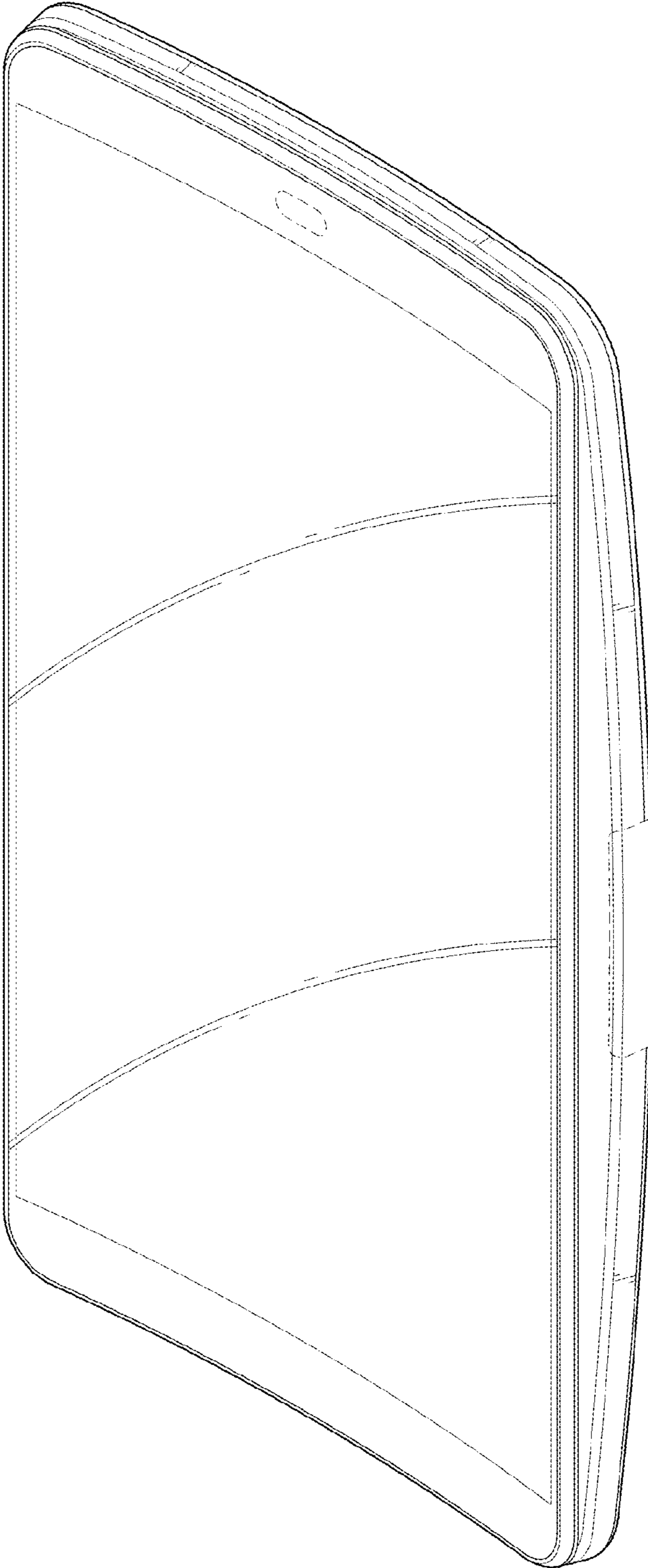


FIG. 10

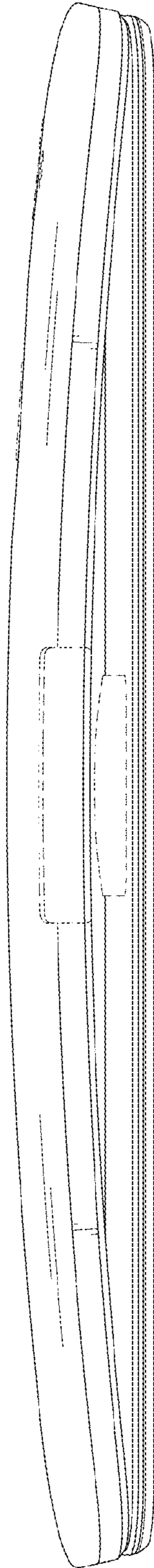


FIG. 11

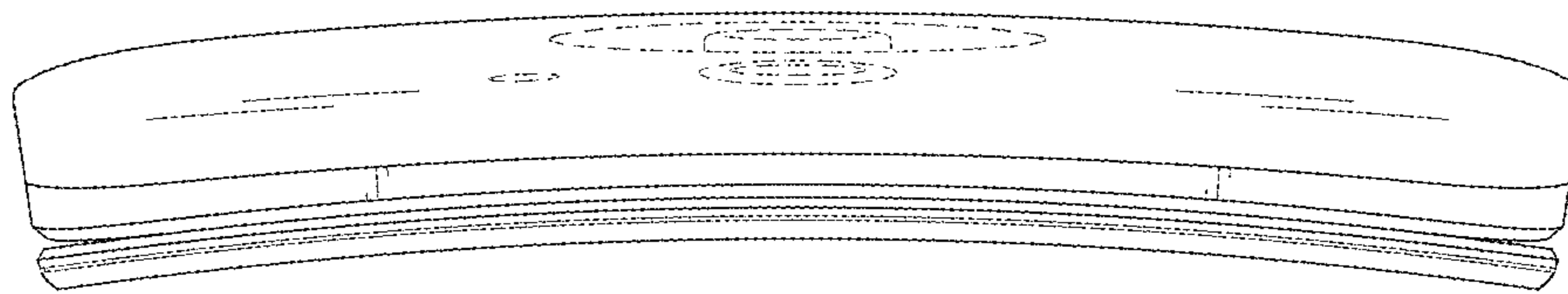


FIG. 12

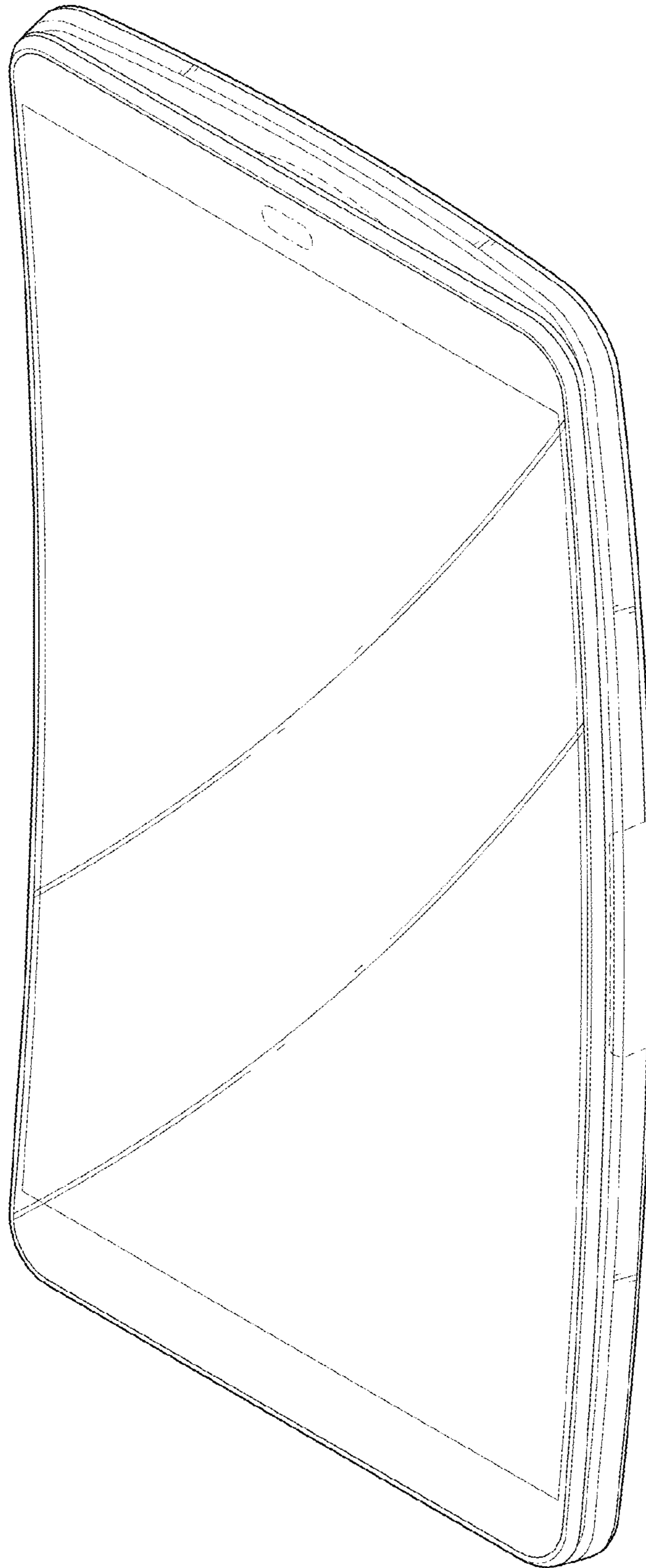


FIG. 13




FIG. 14

