



US00D763802S

(12) **United States Design Patent**
Gee, III

(10) **Patent No.:** **US D763,802 S**

(45) **Date of Patent:** **** Aug. 16, 2016**

- (54) **ELECTRICAL OUTLET COVER**
- (71) Applicant: **Mitre Ltd.**, Hopewell Junction, NY (US)
- (72) Inventor: **William Gee, III**, Hopewell Junction, NY (US)
- (73) Assignee: **Mitre Ltd.**, Hopewell Junction, NY (US)
- (**) Term: **15 Years**

- D407,691 S * 4/1999 Barkan D13/156
- D465,461 S 11/2002 Hinshaw et al.
- D478,871 S * 8/2003 Beaton D13/152
- 6,669,492 B1 * 12/2003 McIlvenna H01R 13/447
439/135
- D502,687 S * 3/2005 Sherman D13/156
- D507,546 S * 7/2005 Fairfull D13/184
- D540,656 S * 4/2007 Corbin D8/353
- 7,654,405 B2 * 2/2010 Provenzano H02G 3/14
174/151

- (21) Appl. No.: **29/528,814**
- (22) Filed: **Jun. 1, 2015**
- (51) **LOC (10) Cl.** **13-03**
- (52) **U.S. Cl.**
USPC **D13/156**
- (58) **Field of Classification Search**
USPC D13/156, 139.1, 152, 155, 154; 174/53,
174/55, 67; 220/3.3, 3.5, 3.8; 439/92, 536,
439/650; D8/349-351, 353
CPC H01R 13/443; H01R 13/447; H02G 3/14
See application file for complete search history.

OTHER PUBLICATIONS

Leal, Allen. "Waterproof Electrical Outlet." Online Video Clip. YouTube.com, Published Oct. 3, 2014: <https://www.youtube.com/watch?v=j8LGiiSNbgQ>. Accessed May 24, 2016.*

* cited by examiner

Primary Examiner — Derrick Holland
Assistant Examiner — Jennifer O King
(74) *Attorney, Agent, or Firm* — Law Offices of Michael L. Wise, LLC

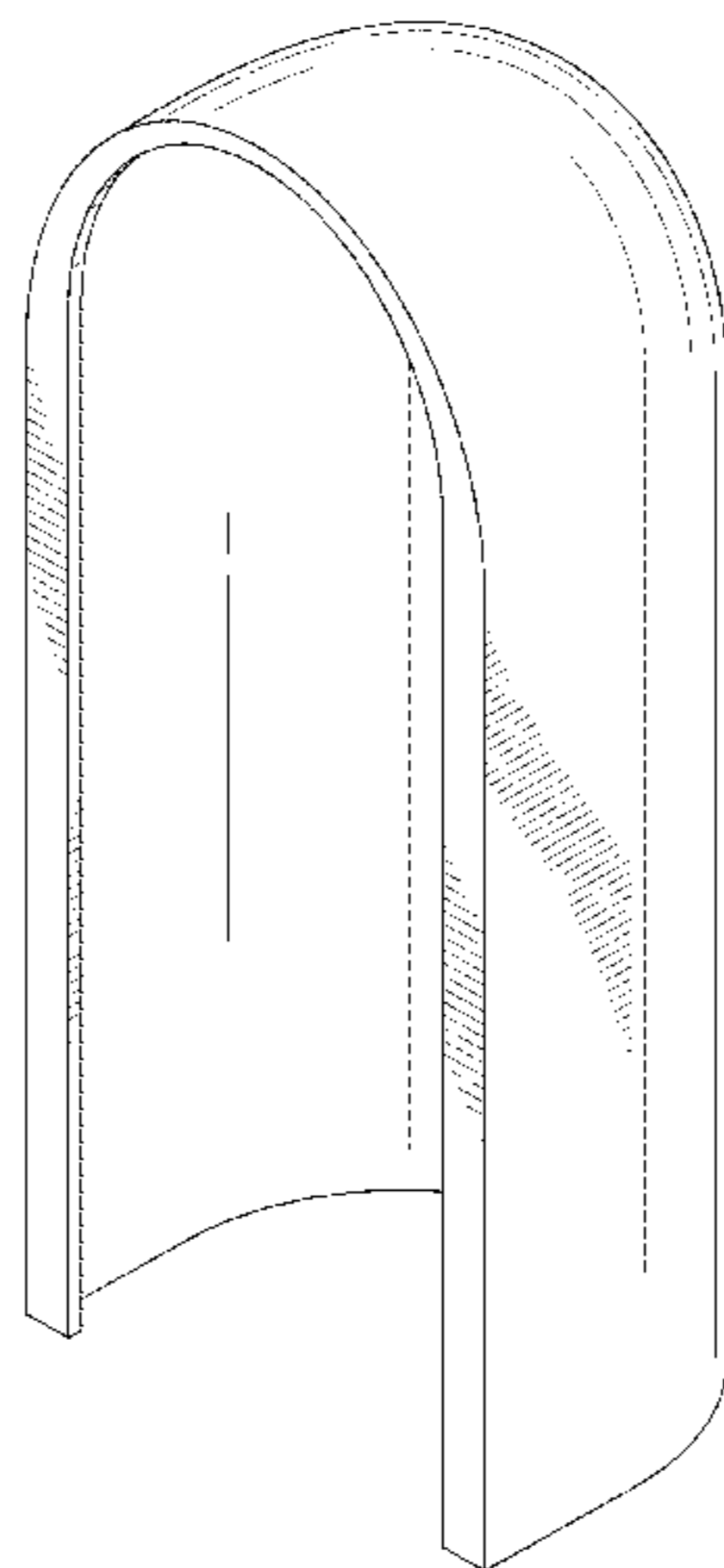
- (56) **References Cited**
U.S. PATENT DOCUMENTS
- 2,462,756 A * 2/1949 Leopold H01R 13/447
174/480
- 2,987,690 A * 6/1961 Marbais H01R 13/447
174/67
- 3,955,870 A * 5/1976 Wasserman H01R 13/447
174/67
- 4,127,315 A * 11/1978 McKee H01R 13/5808
174/138 F
- 5,024,602 A * 6/1991 Leong H01R 13/652
439/107
- 5,195,901 A 3/1993 Correnti
- 5,382,755 A 1/1995 Correnti
- D360,618 S * 7/1995 Stines D13/156
- 5,497,893 A * 3/1996 Mangone, Jr. H01R 13/44
220/281
- D379,797 S * 6/1997 Arnett D13/156
- 5,664,955 A * 9/1997 Arnett G02B 6/3817
174/67

- (57) **CLAIM**
The ornamental design for an electrical outlet cover, as shown and described.

DESCRIPTION

FIG. 1 is a front perspective view of an electrical outlet cover showing my new design;
FIG. 2 is a front elevational view thereof;
FIG. 3 is a rear elevational view thereof;
FIG. 4 is a right elevational view thereof;
FIG. 5 is a left elevational view thereof;
FIG. 6 is a top plan view thereof;
FIG. 7 is a bottom plan view thereof; and,
FIG. 8 is a rear elevation view thereof shown in environmental use.
The broken lines shown represent unclaimed subject matter and form no part of the claimed design.

1 Claim, 7 Drawing Sheets



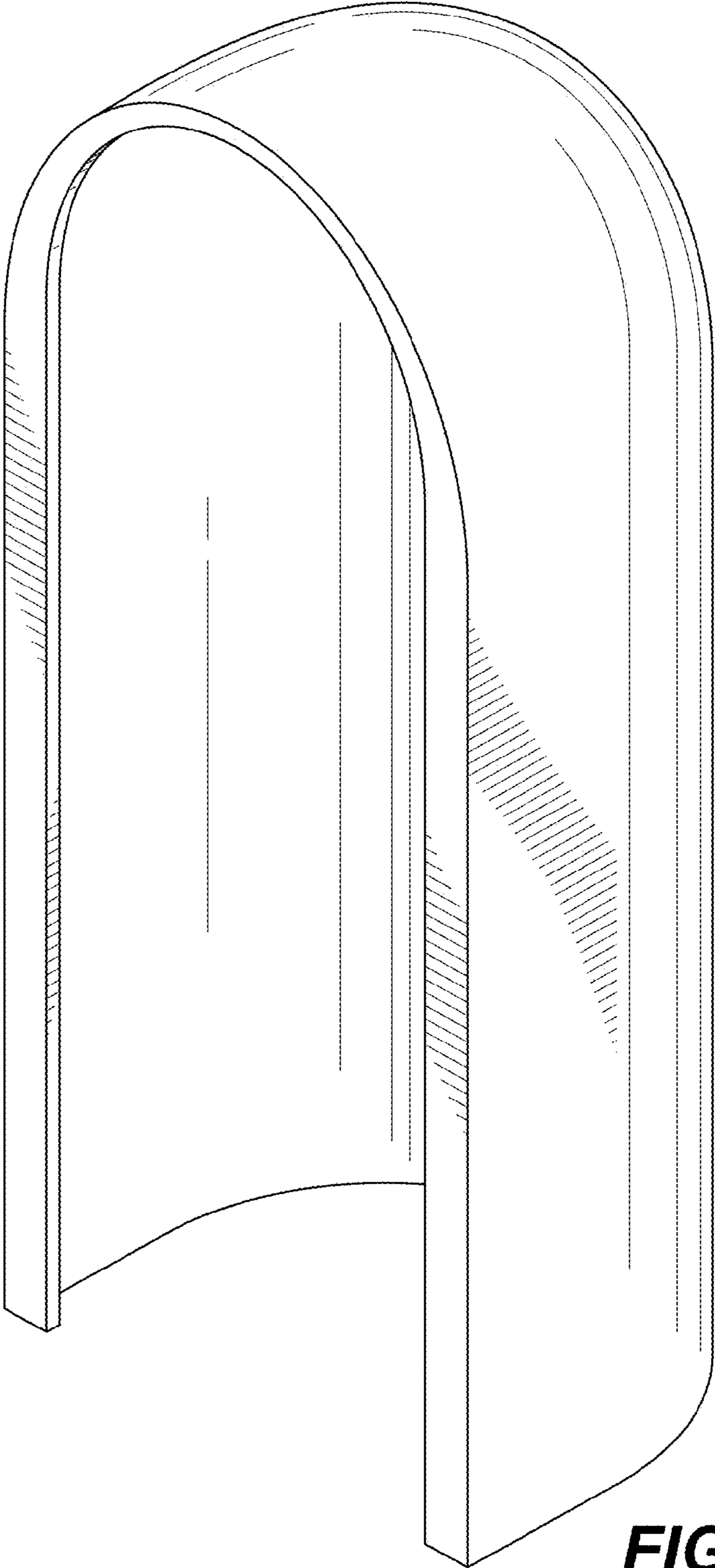


FIG. 1




FIG. 2




FIG. 3




FIG. 4




FIG. 5

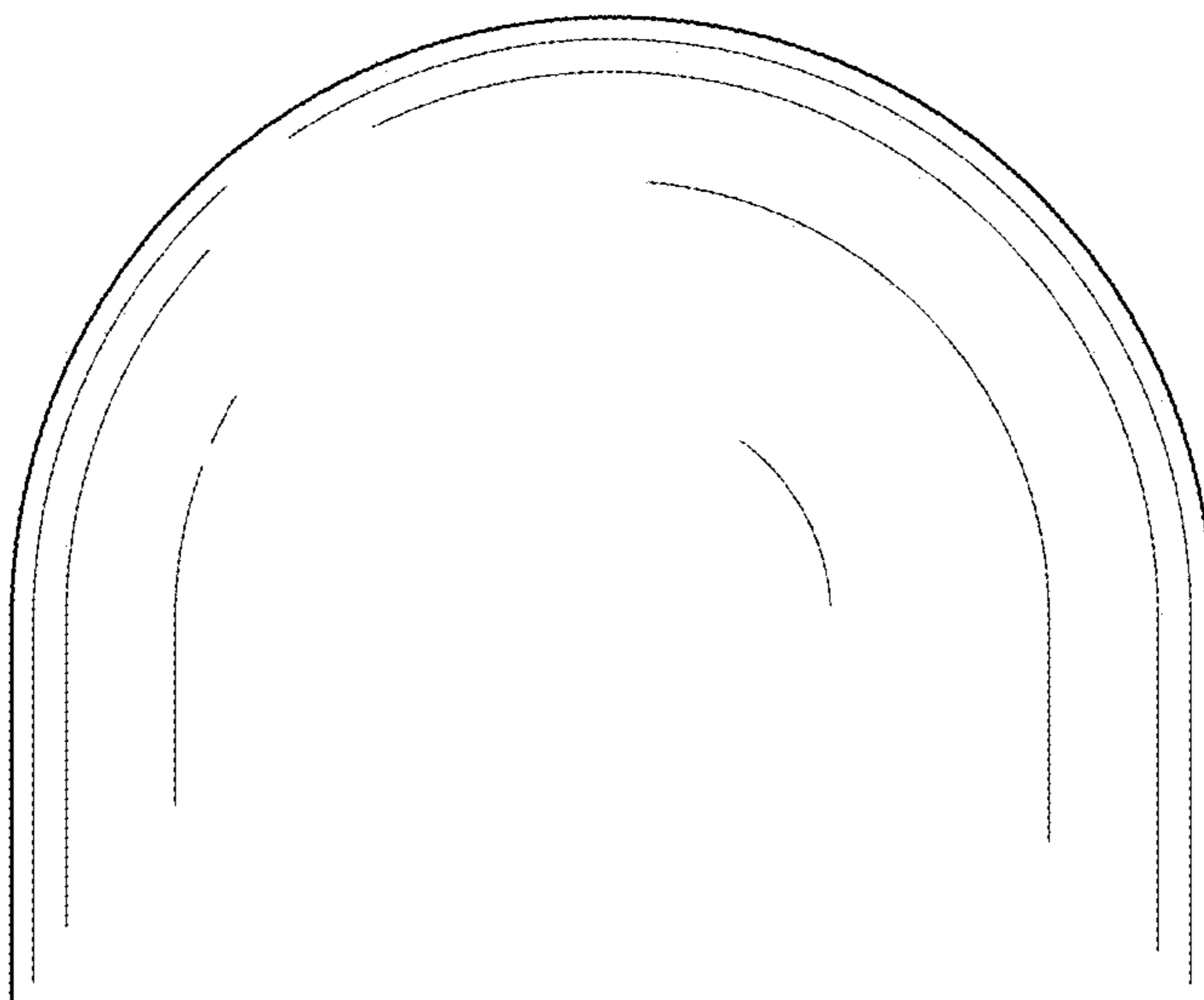


FIG. 6

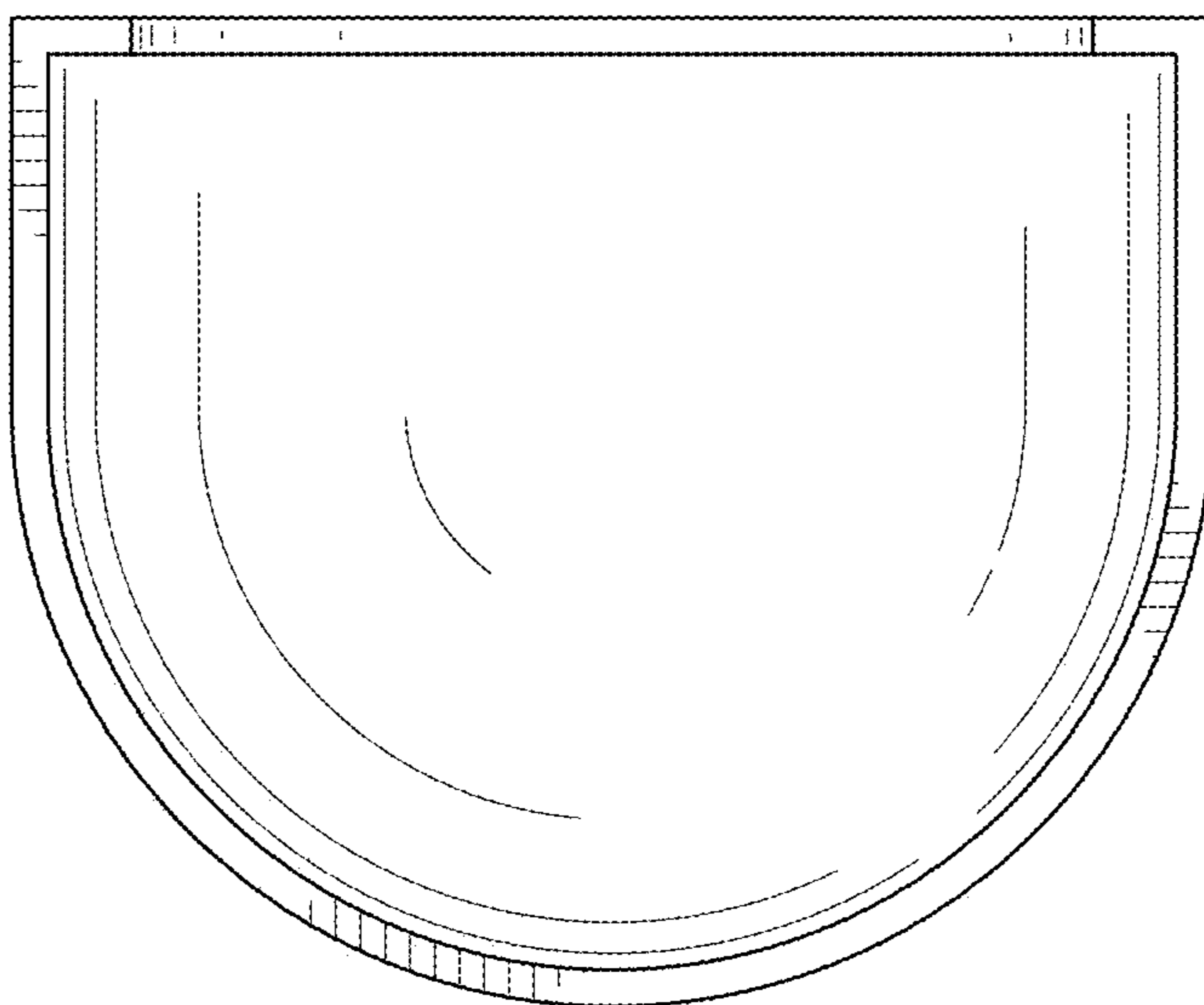


FIG. 7




FIG. 8