



US00D763780S

(12) **United States Design Patent**  
**Igarashi**

(10) **Patent No.:** **US D763,780 S**

(45) **Date of Patent:** **\*\* Aug. 16, 2016**

(54) **TIRE FOR AUTOMOBILE**

(71) Applicant: **SUMITOMO RUBBER INDUSTRIES, LTD.**, Kobe-shi, Hyogo (JP)

(72) Inventor: **Makoto Igarashi**, Kobe (JP)

(73) Assignee: **SUMITOMO RUBBER INDUSTRIES, LTD.**, Kobe-Shi (JP)

(\*\*) Term: **14 Years**

(21) Appl. No.: **29/486,131**

(22) Filed: **Mar. 26, 2014**

(30) **Foreign Application Priority Data**

Oct. 22, 2013 (JP) ..... 2013-024492

(51) **LOC (10) Cl.** ..... **12-15**

(52) **U.S. Cl.**  
USPC ..... **D12/574**

(58) **Field of Classification Search**  
USPC ..... D12/568-603; 152/209.1-209.28  
CPC .... B60C 11/0306; B60C 11/04; B60C 11/12;  
B60C 11/13; B60C 11/11; B60C 11/005;  
B60C 11/1307; B60C 1/0016; B60C  
2011/1213

See application file for complete search history.

(56) **References Cited**

U.S. PATENT DOCUMENTS

D397,970 S *	9/1998	Le	.....	D12/580
D458,215 S *	6/2002	Le	.....	D12/600
6,467,517 B1 *	10/2002	Radulescu	.....	B60C 11/0309 152/209.18
D647,042 S *	10/2011	Koutoku	.....	D12/602
D662,459 S *	6/2012	Kojima	.....	D12/600
D737,755 S *	9/2015	Hermann	.....	D12/600

\* cited by examiner

*Primary Examiner* — Geoege D Kirschbaum

*Assistant Examiner* — Jennifer Watkins

(74) *Attorney, Agent, or Firm* — Birch, Stewart, Kolasch & Birch, LLP


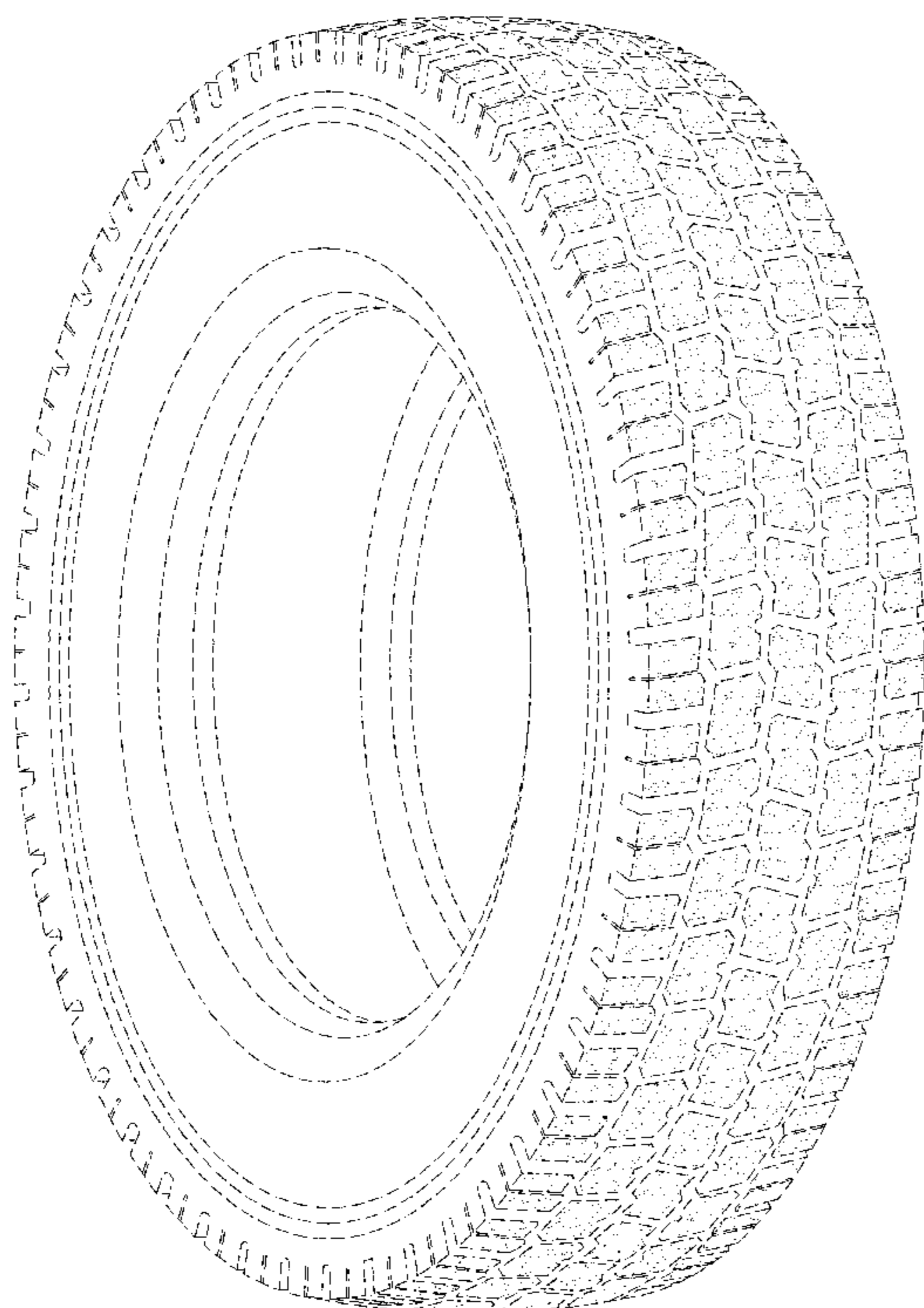
(57) **CLAIM**

The ornamental design for a tire for automobile, as shown and described.

**DESCRIPTION**

FIG. 1 is a front, left perspective view of a tire for automobile showing my new design;  
FIG. 2 is a front view thereof;  
FIG. 3 is a left side view thereof;  
FIG. 4 is a rear view thereof;  
FIG. 5 is a right side view thereof; and,  
FIG. 6 is a partial enlarged view of FIG. 2.  
The top view and the bottom view are the same as the front view.  
In the drawings, the broken lines showing the sidewall, inner bead, peripheral boundary and portions of the tire tread depict portions of a tire for automobile that form no part of the claim.

**1 Claim, 6 Drawing Sheets**



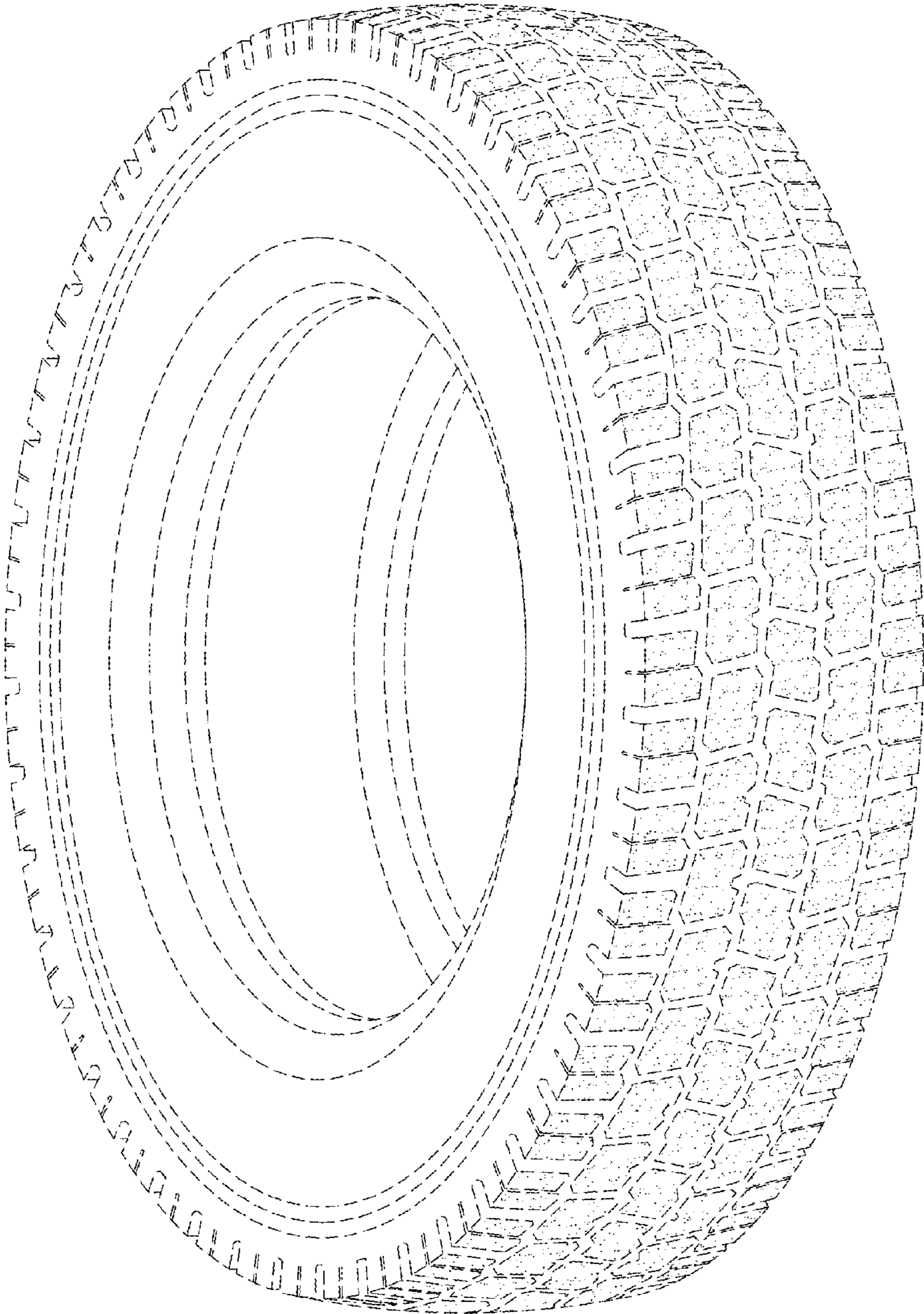


FIG.1

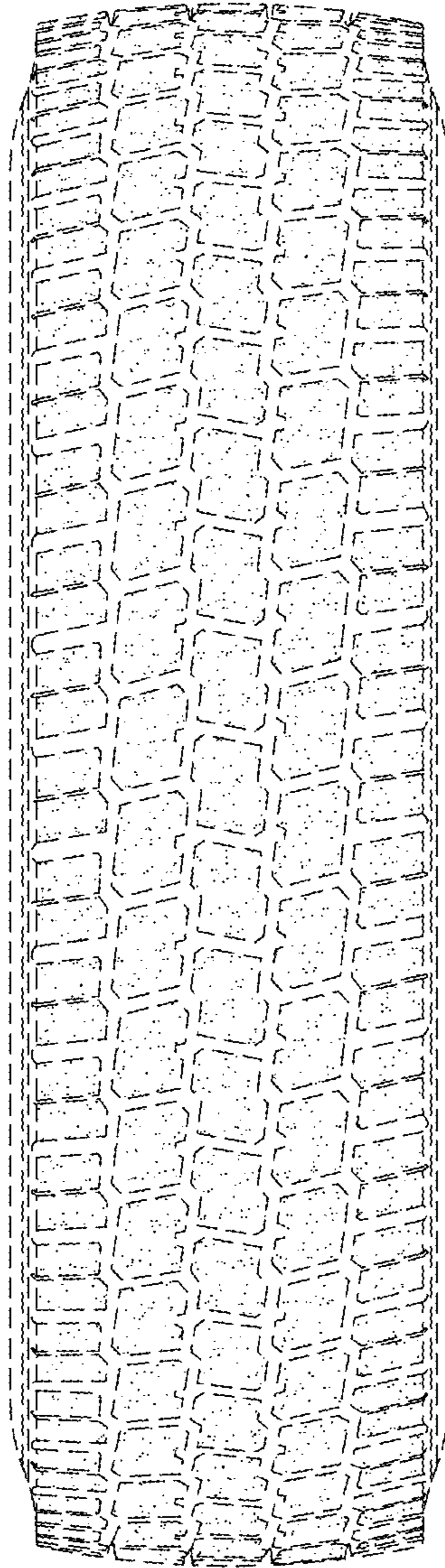


FIG. 2

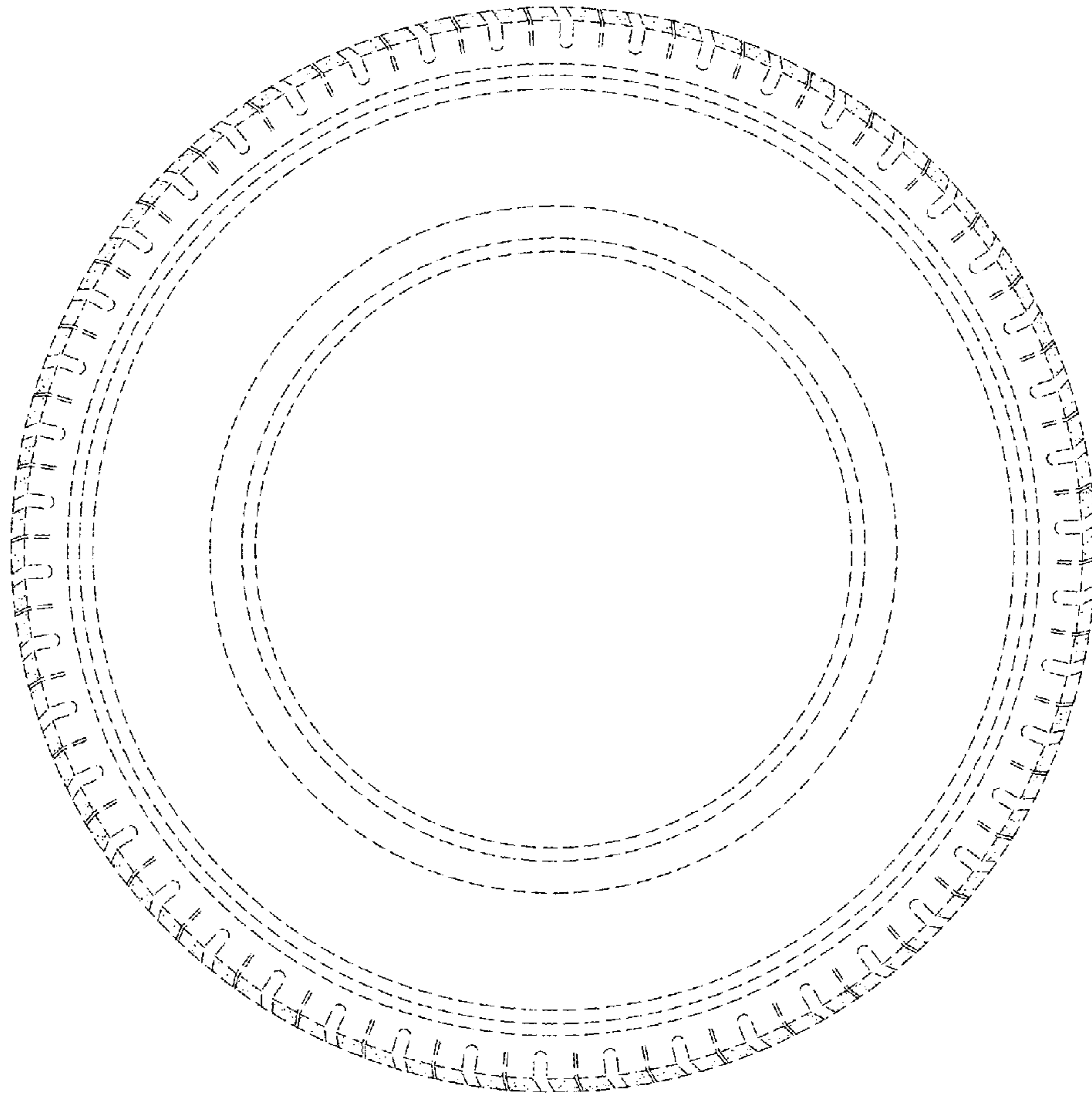


FIG.3

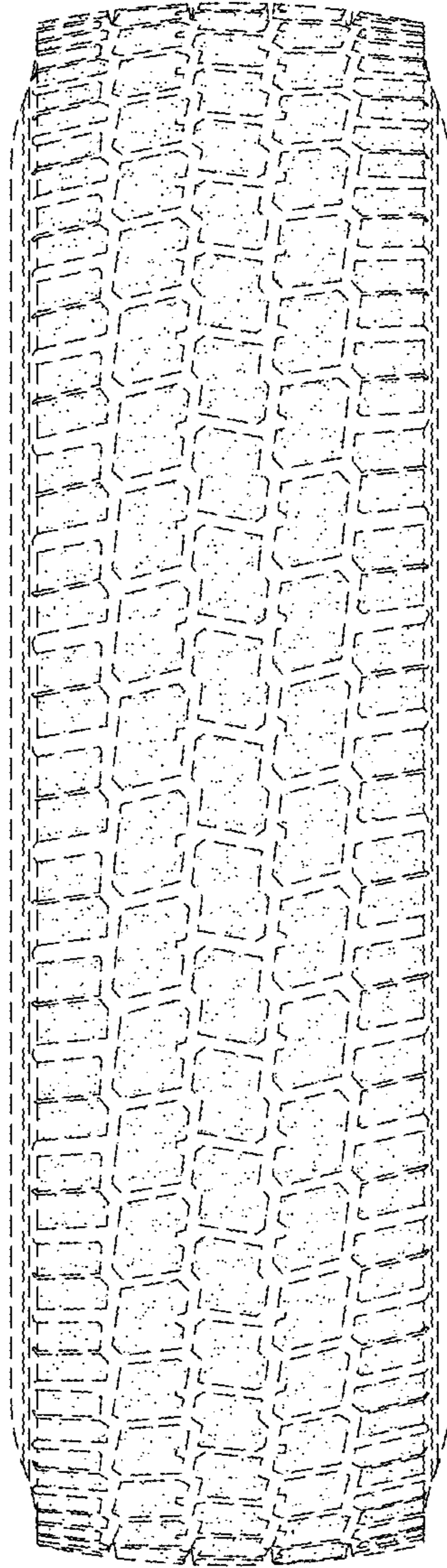


FIG. 4

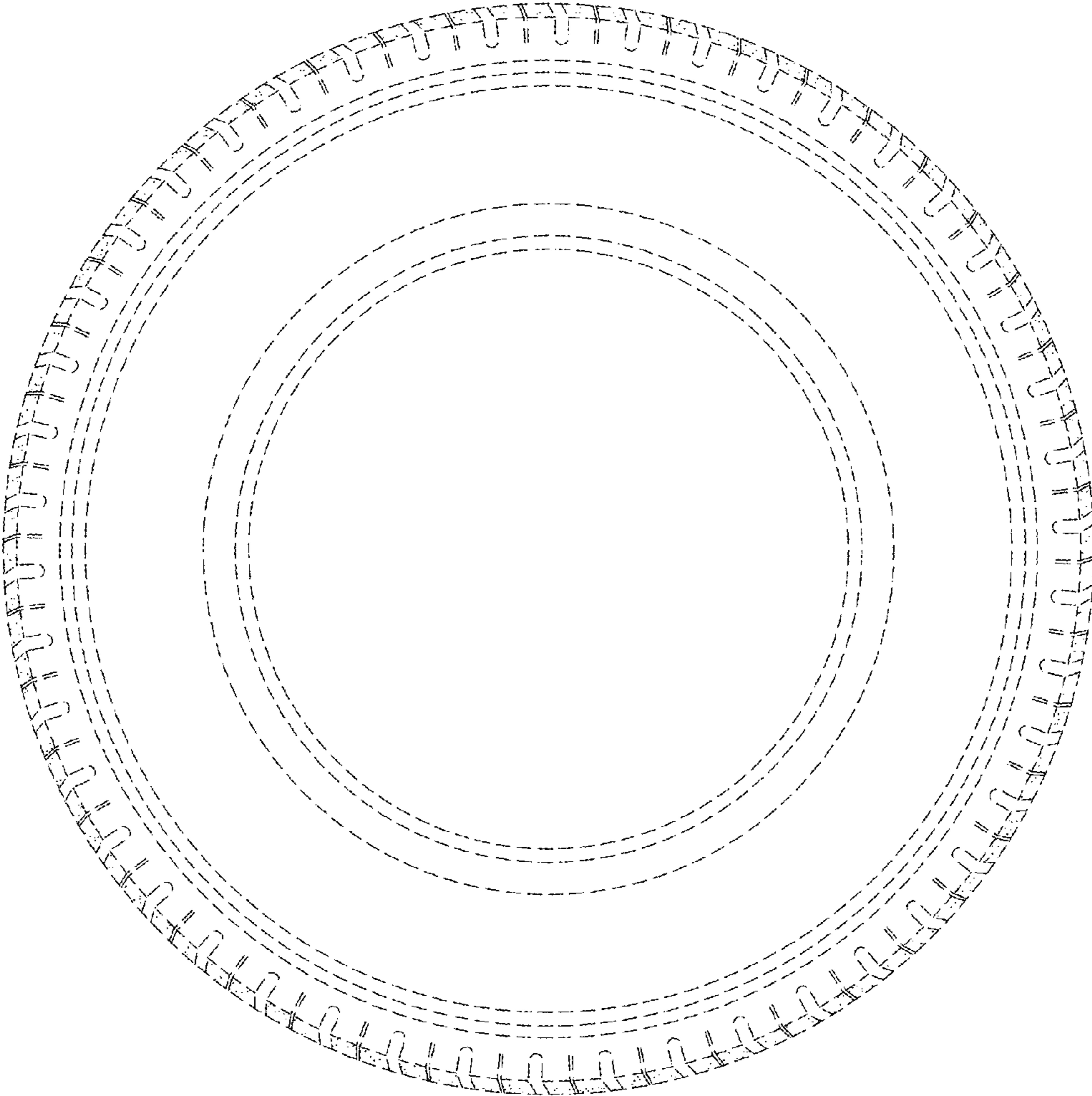


FIG.5




FIG.6