



US00D763774S

(12) **United States Design Patent**
Henderson

(10) **Patent No.:** **US D763,774 S**

(45) **Date of Patent:** **** Aug. 16, 2016**

(54) **SPOKE SEGMENT OF A VEHICLE WHEEL**

(71) Applicant: **MOBILE HI-TECH WHEELS,**
Rancho Dominguez, CA (US)

(72) Inventor: **Brian Henderson,** Seal Beach, CA (US)

(73) Assignee: **Mobile Hi-Tech Wheels,** Rancho
Dominguez, CA (US)

(**) Term: **14 Years**

(21) Appl. No.: **29/516,464**

(22) Filed: **Feb. 2, 2015**

(51) **LOC (10) Cl.** **12-16**

(52) **U.S. Cl.**
USPC **D12/213**

(58) **Field of Classification Search**
USPC D12/204–213
CPC B60B 7/00; B60B 7/02; B60B 7/04;
B60B 7/01; B60B 7/06; B60B 3/02; B60B
3/04; B60B 3/06; B60B 3/10; B60B 1/00;
B60B 1/08; B60B 1/10; B60B 1/12
See application file for complete search history.

(56) **References Cited**

U.S. PATENT DOCUMENTS

D450,288 S *	11/2001	Lee	D12/209
D463,347 S *	9/2002	Takezawa	D12/209
D475,006 S *	5/2003	Yoshida	D12/209
D477,556 S *	7/2003	Koch	D12/211
D531,564 S *	11/2006	Martin	D12/209
D567,166 S *	4/2008	Bogani	D12/209

D622,197 S *	8/2010	Zhao	D12/209
D671,060 S *	11/2012	Baum	D12/209
D671,479 S *	11/2012	Gonser	D12/209
D673,494 S *	1/2013	Lemke	D12/209
D684,913 S *	6/2013	Chen	D12/209
D697,012 S *	1/2014	Starr, Jr.	D12/209
D701,812 S *	4/2014	Hale, Jr.	D12/211
D707,165 S *	6/2014	Wheel	D12/209
D717,711 S *	11/2014	Kern	D12/211
D719,891 S *	12/2014	Johnson	D12/209
D722,000 S *	2/2015	Kern	D12/209
D739,329 S *	9/2015	Watkin	D12/211
D745,841 S *	12/2015	Ferrett	D12/209

* cited by examiner

Primary Examiner — Stacia Cadmus

(74) *Attorney, Agent, or Firm* — Lewis Roca Rothgerber
Christie LLP

(57) **CLAIM**

The ornamental design for spoke segment of a vehicle wheel,
as shown and described.

DESCRIPTION

FIG. 1 is a perspective view of a spoke segment of a vehicle
wheel according to my new design; and,
FIG. 2 is a front elevational view thereof.

The broken lines showing the round elements on the lip of the
rim, the bolt hole, the front lip of the wheel and the rear
portion of the wheel are included for the purpose of illustrat-
ing environment and form no part of the claimed design. The
dash dot lines on either side of the spoke segment are for the
purpose of illustrating the boundary of the claimed design and
form no part thereof.

1 Claim, 2 Drawing Sheets

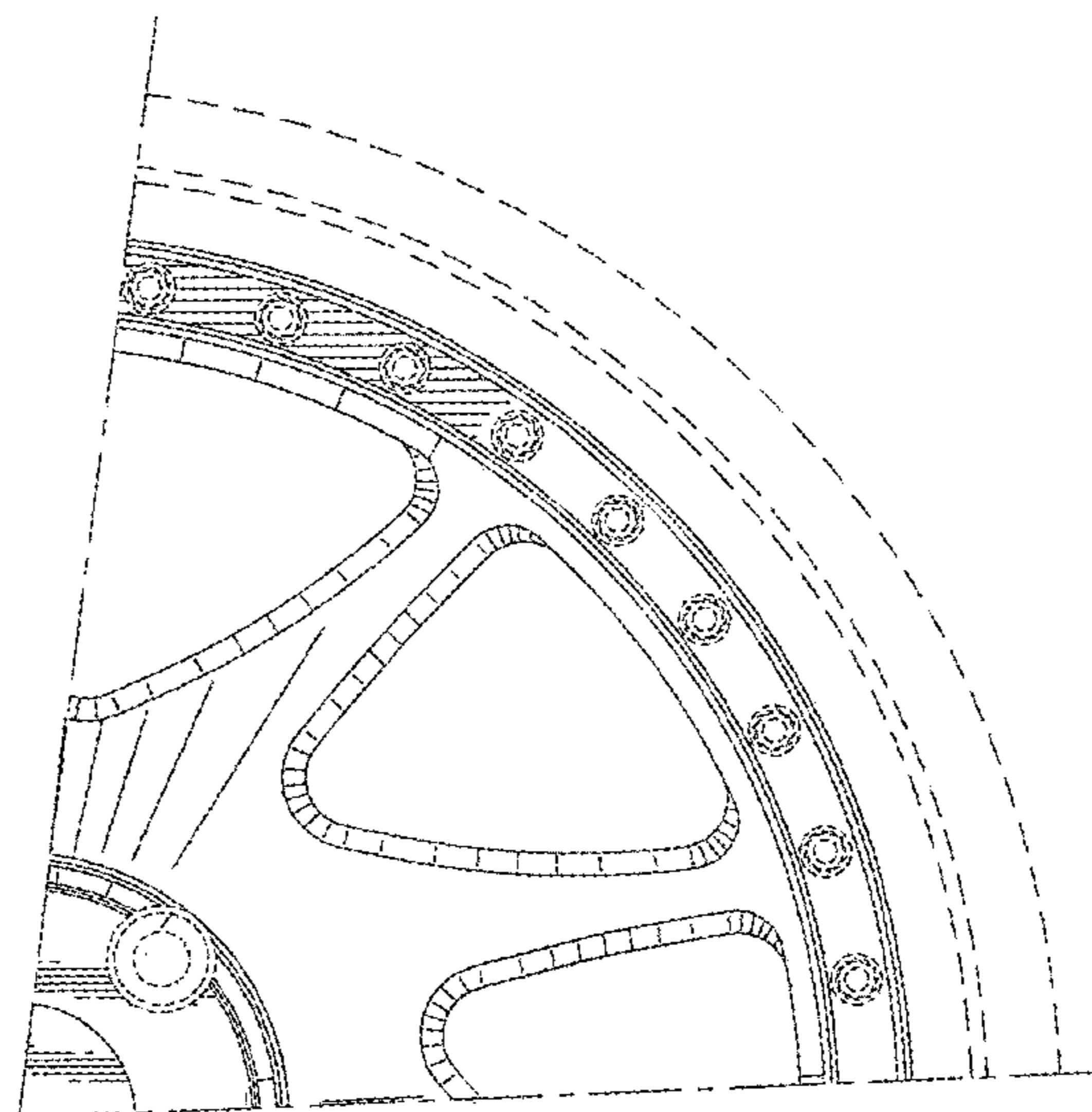
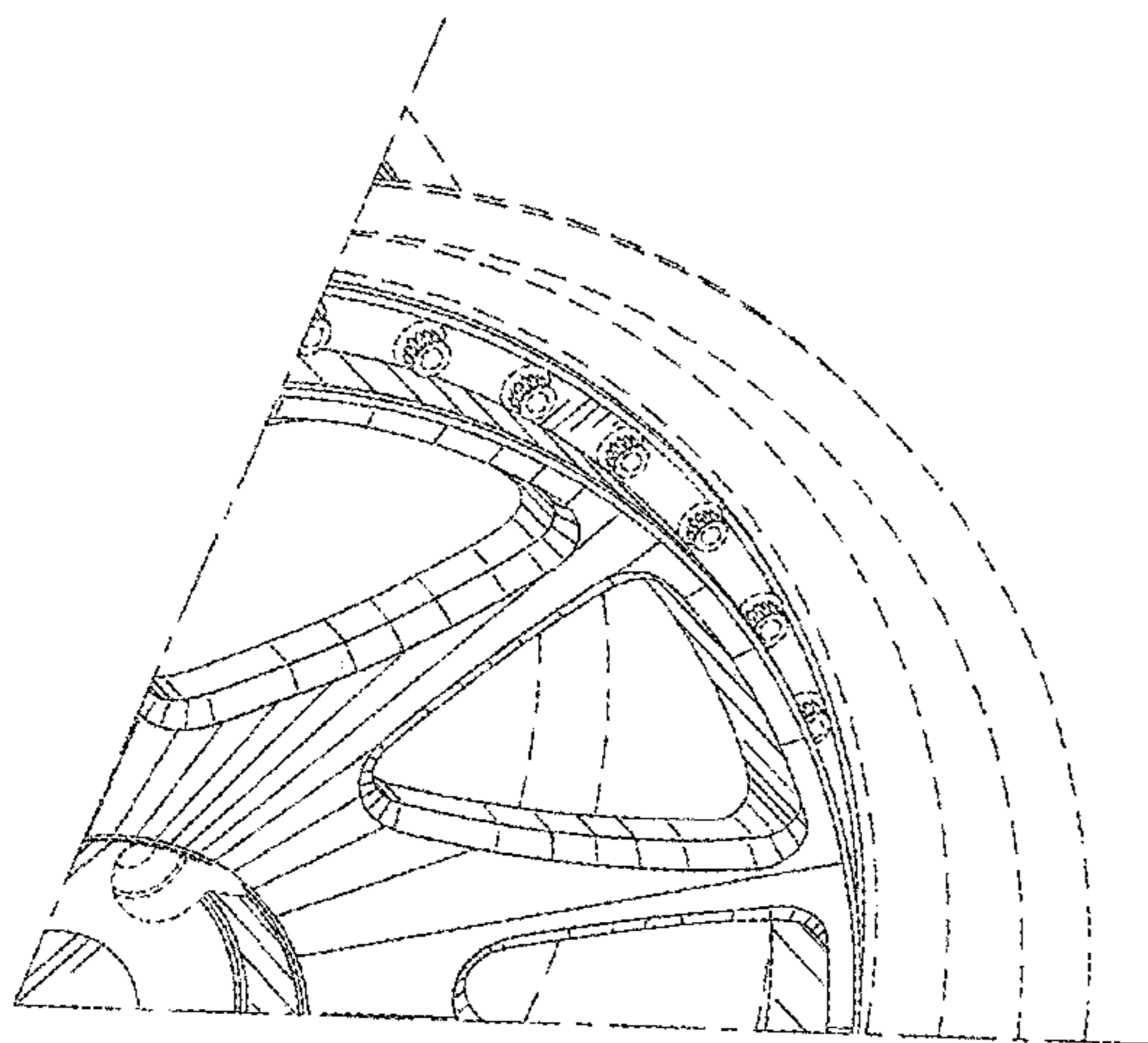


FIG. 1

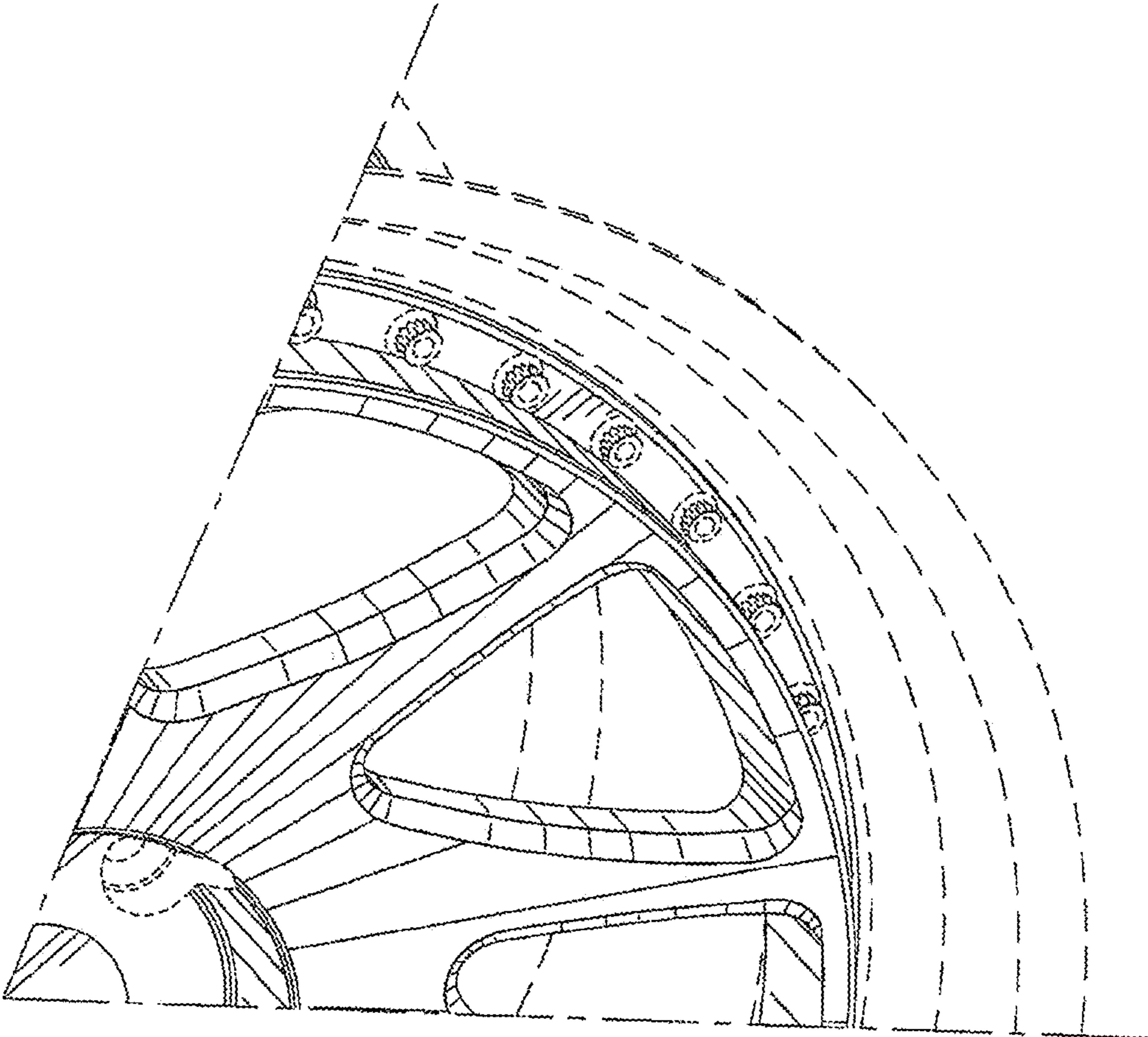


FIG. 2

