



US00D763768S

(12) **United States Design Patent**  
**Henderson**

(10) **Patent No.:** **US D763,768 S**

(45) **Date of Patent:** **\*\* Aug. 16, 2016**

- (54) **VEHICLE-WHEEL FRONT FACE**
- (71) Applicant: **MOBILE HI-TECH WHEELS,**  
Rancho Dominguez, CA (US)
- (72) Inventor: **Brian Henderson,** Seal Beach, CA (US)
- (73) Assignee: **Mobile Hi-Tech Wheels,** Rancho  
Dominguez, CA (US)
- (\*\*) Term: **15 Years**
- (21) Appl. No.: **29/529,113**
- (22) Filed: **Jun. 3, 2015**
- (51) **LOC (10) Cl.** ..... **12-16**
- (52) **U.S. Cl.**  
USPC ..... **D12/211**
- (58) **Field of Classification Search**  
USPC ..... D12/204–213  
CPC ..... B60B 7/00; B60B 7/02; B60B 7/04;  
B60B 7/01; B60B 7/06; B60B 3/02; B60B  
3/04; B60B 3/06; B60B 3/10; B60B 1/00;  
B60B 1/08; B60B 1/10; B60B 1/12  
See application file for complete search history.

(56) **References Cited**

**U.S. PATENT DOCUMENTS**

D92,600 S	*	6/1934	Hunt	.....	D12/211
D93,915 S	*	11/1934	Eksergian	.....	D12/211
D187,213 S	*	2/1960	Brownlie	.....	D12/211
D194,100 S	*	11/1962	Mashigan	.....	D12/211
D201,432 S	*	6/1965	Rybicki	.....	D12/211
D202,034 S	*	8/1965	Haga	.....	D12/211
D218,930 S	*	10/1970	Mitchell	.....	D12/211
D219,441 S	*	12/1970	Mitchell	.....	D12/211
D226,376 S	*	2/1973	Main	.....	D12/209
D229,558 S	*	12/1973	Brainard	.....	D12/211
D235,328 S	*	6/1975	Seraver	.....	D12/211
D237,703 S	*	11/1975	Clement et al.	.....	D12/211
D238,064 S	*	12/1975	Brainard	.....	D12/210
D244,846 S	*	6/1977	Woodward	.....	D12/211

D252,146 S	*	6/1979	Patch	.....	D12/206
D252,565 S	*	8/1979	Blanchard	.....	D12/211
D253,232 S	*	10/1979	Boyer	.....	D12/211
D262,450 S	*	12/1981	Reid	.....	D12/211
D262,616 S	*	1/1982	Main	.....	D12/211
D267,562 S	*	1/1983	Palmer	.....	D12/211
D268,261 S	*	3/1983	Boyer	.....	D12/211
D287,960 S	*	1/1987	Boyer	.....	D12/211
D290,107 S	*	6/1987	Lorinser	.....	D12/211
D294,342 S	*	2/1988	Chapman	.....	D12/211
D295,509 S	*	5/1988	Boyer	.....	D12/211
D302,002 S	*	7/1989	Arai	.....	D12/209
D302,418 S	*	7/1989	McKeon	.....	D12/211
D302,419 S	*	7/1989	McKeon	.....	D12/211
D303,649 S	*	9/1989	Motoaki	.....	D12/211
D305,634 S	*	1/1990	Boyer	.....	D12/209
D324,200 S	*	2/1992	Lorinser	.....	D12/211
D325,019 S	*	3/1992	Boyer	.....	D12/211
D360,867 S	*	8/1995	Botterman	.....	D12/211
D454,827 S	*	3/2002	Pfeiffer	.....	D12/211
D531,559 S	*	11/2006	Schuster	.....	D12/209
D598,835 S	*	8/2009	DeGeorge	.....	D12/209
D658,106 S	*	4/2012	Turner	.....	D12/211

\* cited by examiner

*Primary Examiner* — Stacia Cadmus

(74) *Attorney, Agent, or Firm* — Lewis Roca Rothgerber  
Christie LLP

(57) **CLAIM**

The ornamental design for vehicle-wheel front face, as shown  
and described.

**DESCRIPTION**

FIG. 1 is a perspective view of a vehicle wheel front face  
according to my new design;  
FIG. 2 is a front elevational view thereof; and,  
FIG. 3 is a side elevational view thereof.  
The broken line showing of the side portion of the wheel and  
the bolt holes in the central hub area is included for the  
purpose of illustrating environment and forms no part of the  
claimed design.

**1 Claim, 3 Drawing Sheets**

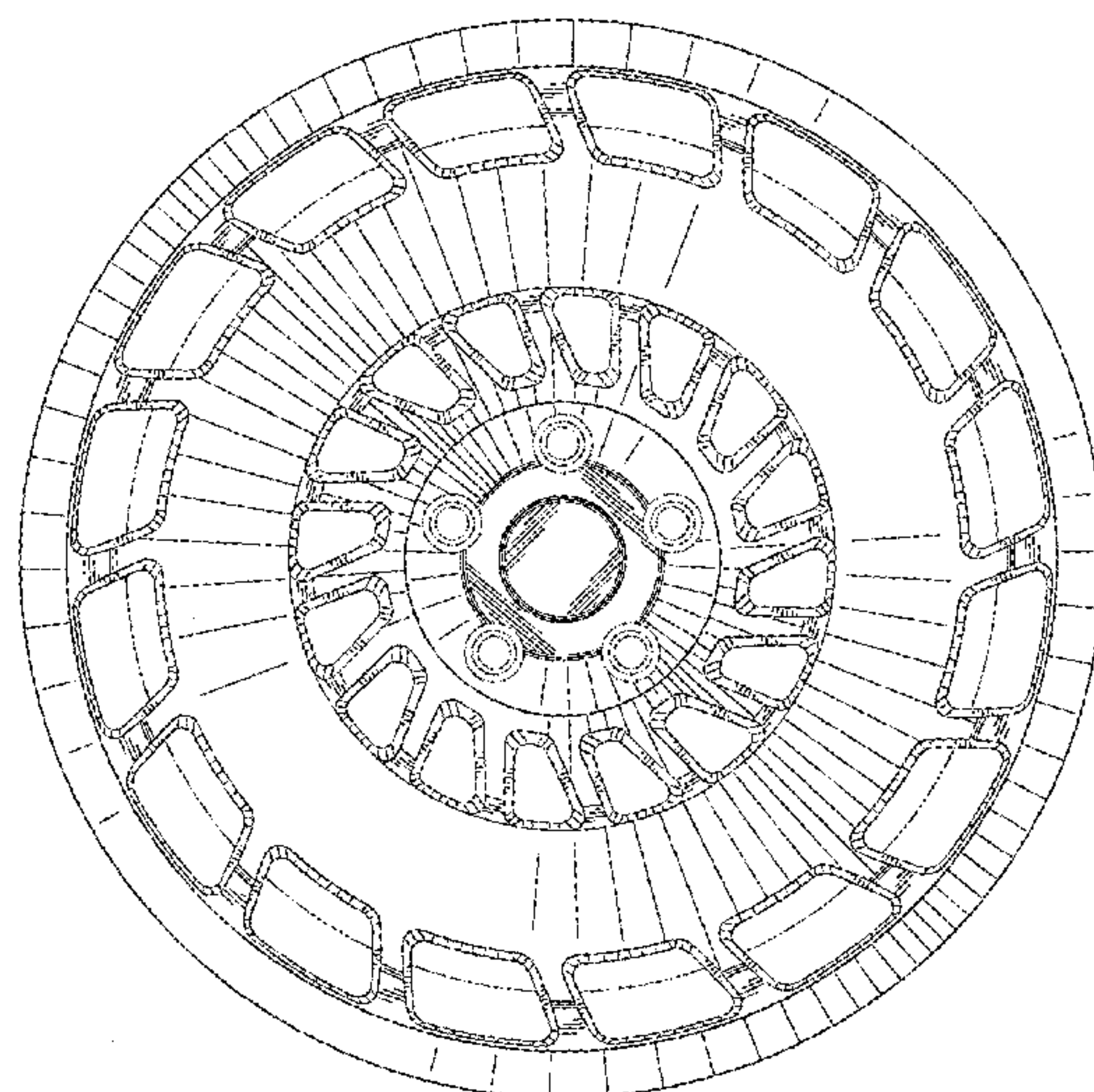
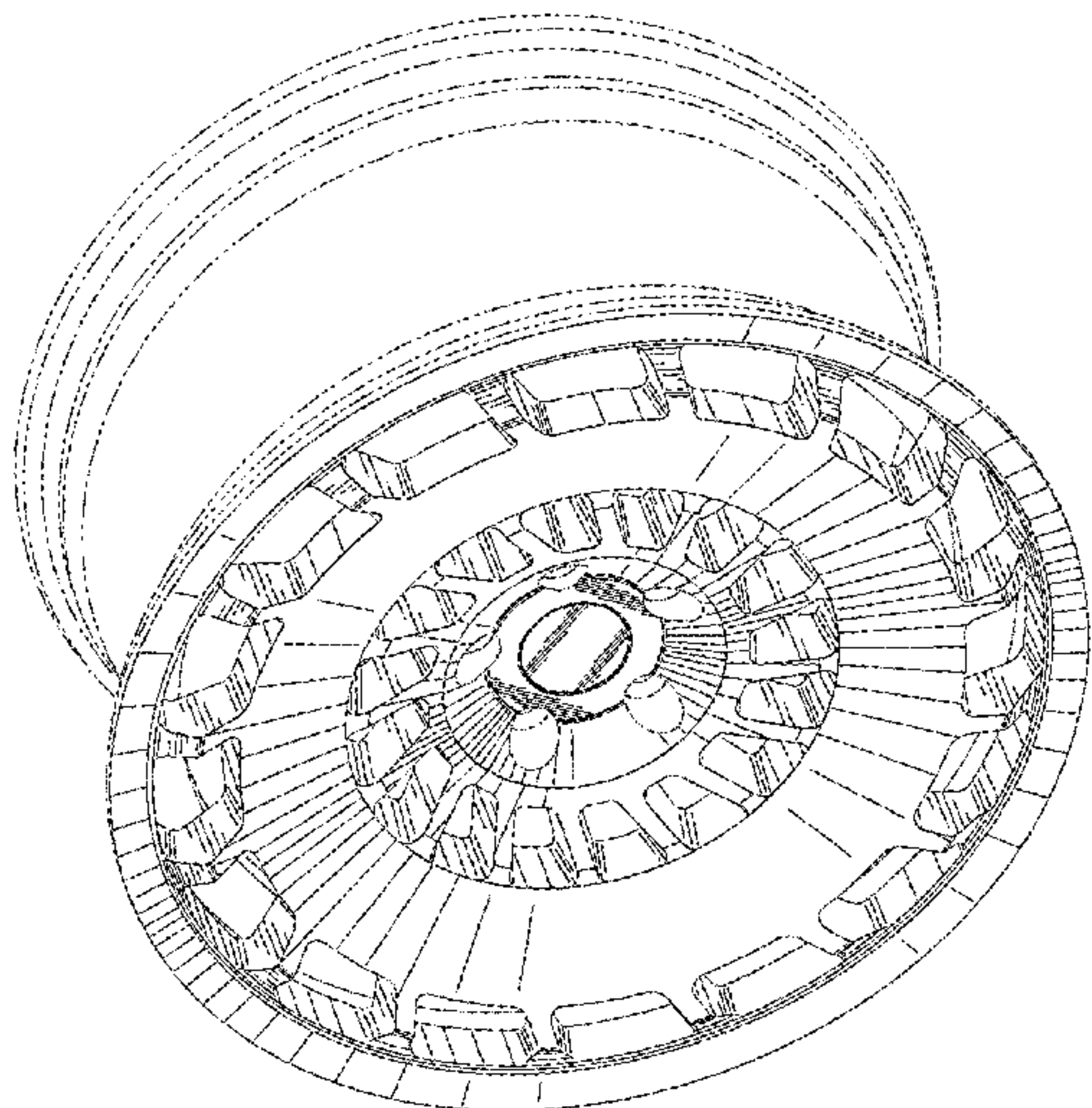




FIG. 1

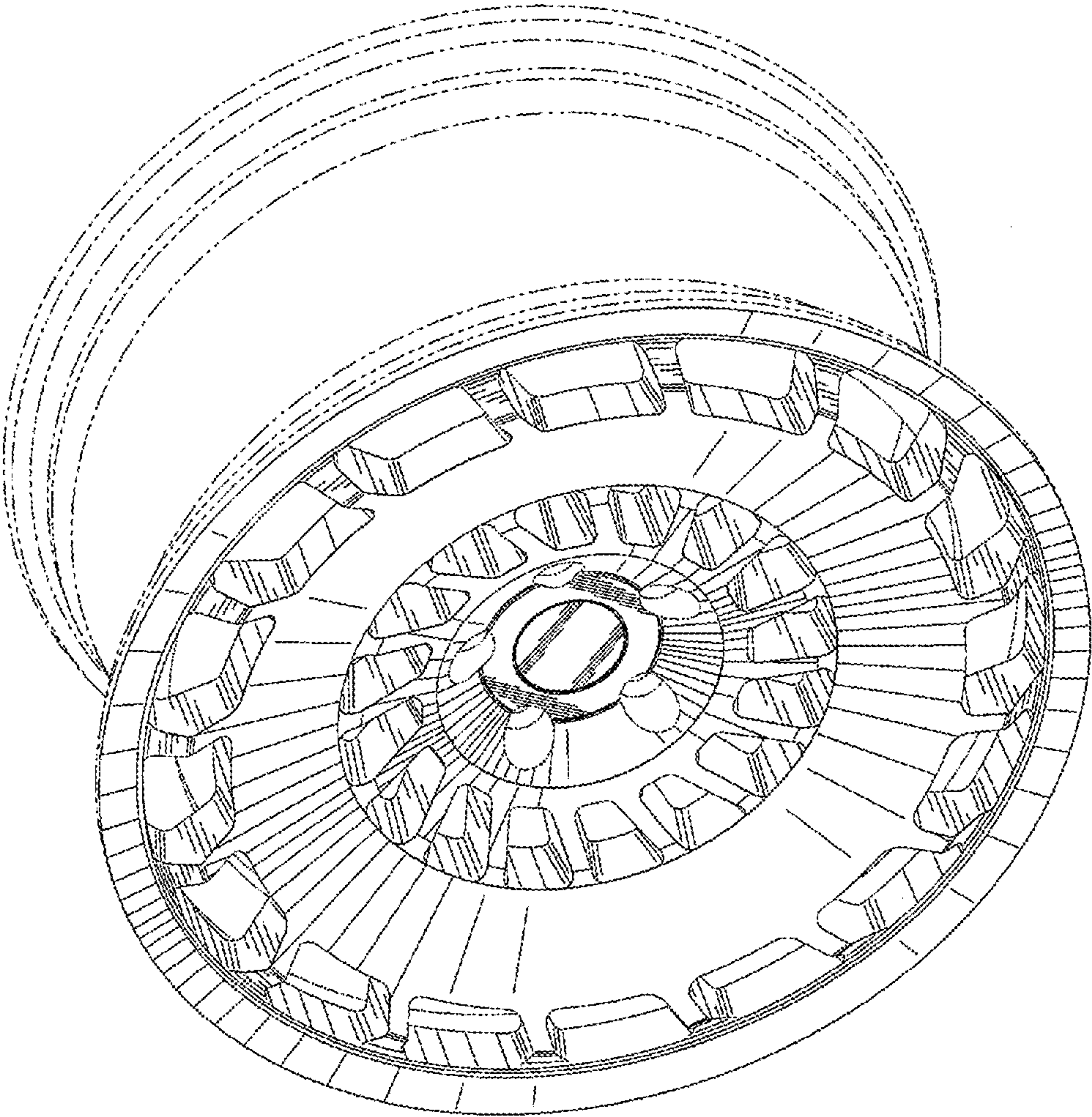


FIG. 2

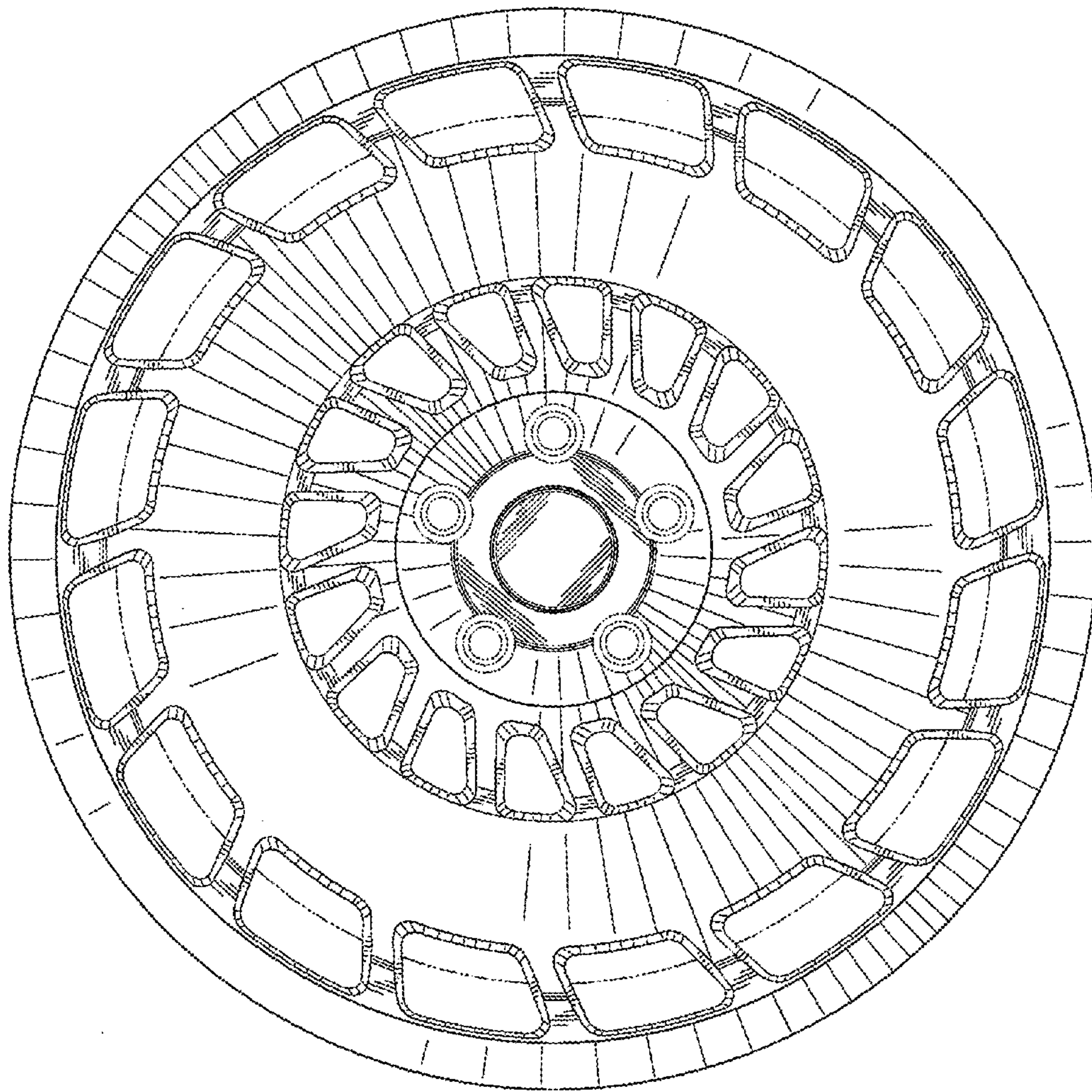


FIG. 3

