

US00D763764S

(12) **United States Design Patent**
Dunford et al.

(10) **Patent No.:** **US D763,764 S**
(45) **Date of Patent:** **** Aug. 16, 2016**

- (54) **AUTOMOBILE WHEEL**
- (71) Applicants: **Matthew W Dunford**, Pontiac, MI (US);
Jeffrey C Gale, Rochester, MI (US)
- (72) Inventors: **Matthew W Dunford**, Pontiac, MI (US);
Jeffrey C Gale, Rochester, MI (US)
- (73) Assignee: **FCA US LLC**, Auburn Hills, MI (US)
- (**) Term: **15 Years**
- (21) Appl. No.: **29/531,222**
- (22) Filed: **Jun. 24, 2015**
- (51) **LOC (10) Cl.** **12-16**
- (52) **U.S. Cl.**
USPC **D12/209**
- (58) **Field of Classification Search**
USPC D12/204–213
CPC B60B 7/00; B60B 7/02; B60B 7/04;
B60B 7/01; B60B 7/06; B60B 3/02; B60B
3/04; B60B 3/06; B60B 3/10; B60B 1/00;
B60B 1/08; B60B 1/10; B60B 1/12
See application file for complete search history.

(56) **References Cited**

U.S. PATENT DOCUMENTS

D419,942 S *	2/2000	Lampkin	D12/209
D451,461 S *	12/2001	Arellano	D12/209
D460,396 S *	7/2002	Kember	D12/209
D491,124 S *	6/2004	Rice	D12/209
D491,873 S *	6/2004	Markefka	D12/211
D504,097 S *	4/2005	Markefka	D12/209
D512,007 S *	11/2005	Sze	D12/209
D532,736 S *	11/2006	Ettensberger	D12/209
D560,585 S *	1/2008	Blasi	D12/209
D585,805 S *	2/2009	Friedrich	D12/209
D593,018 S *	5/2009	Juergens	D12/209
D593,920 S *	6/2009	Juergens	D12/209

D614,558 S *	4/2010	Luciani	D12/209
D617,712 S *	6/2010	Juergens	D12/209
D618,152 S *	6/2010	Juergens	D12/209
D660,762 S *	5/2012	Gabath	D12/209
D671,477 S *	11/2012	Juergens	D12/209
D680,483 S *	4/2013	Zhao	D12/209
D681,533 S *	5/2013	Campbell	D12/209
D688,186 S *	8/2013	McMath	D12/209
D697,009 S *	1/2014	Pollmann	D12/209
D718,203 S *	11/2014	Whyte	D12/209
D721,026 S *	1/2015	Telaak	D12/209
D732,449 S *	6/2015	Grake	D12/209
D734,704 S *	7/2015	Juergens	D12/211
D737,748 S *	9/2015	Henstridge	D12/209
D739,328 S *	9/2015	Buck	D12/209
D747,251 S *	1/2016	Hammoud	D12/209
D748,554 S *	2/2016	Hale, Jr.	D12/209
D753,043 S *	4/2016	Pollmann	D12/209
D754,582 S *	4/2016	Kobayashi	D12/209

OTHER PUBLICATIONS

U.S. Appl. No. 29/522,623, filed Apr. 1, 2015, Tannen, et al.

* cited by examiner

Primary Examiner — Stacia Cadmus

(74) *Attorney, Agent, or Firm* — Ralph E Smith

(57) **CLAIM**

The ornamental design for an automobile wheel, as shown and described.

DESCRIPTION

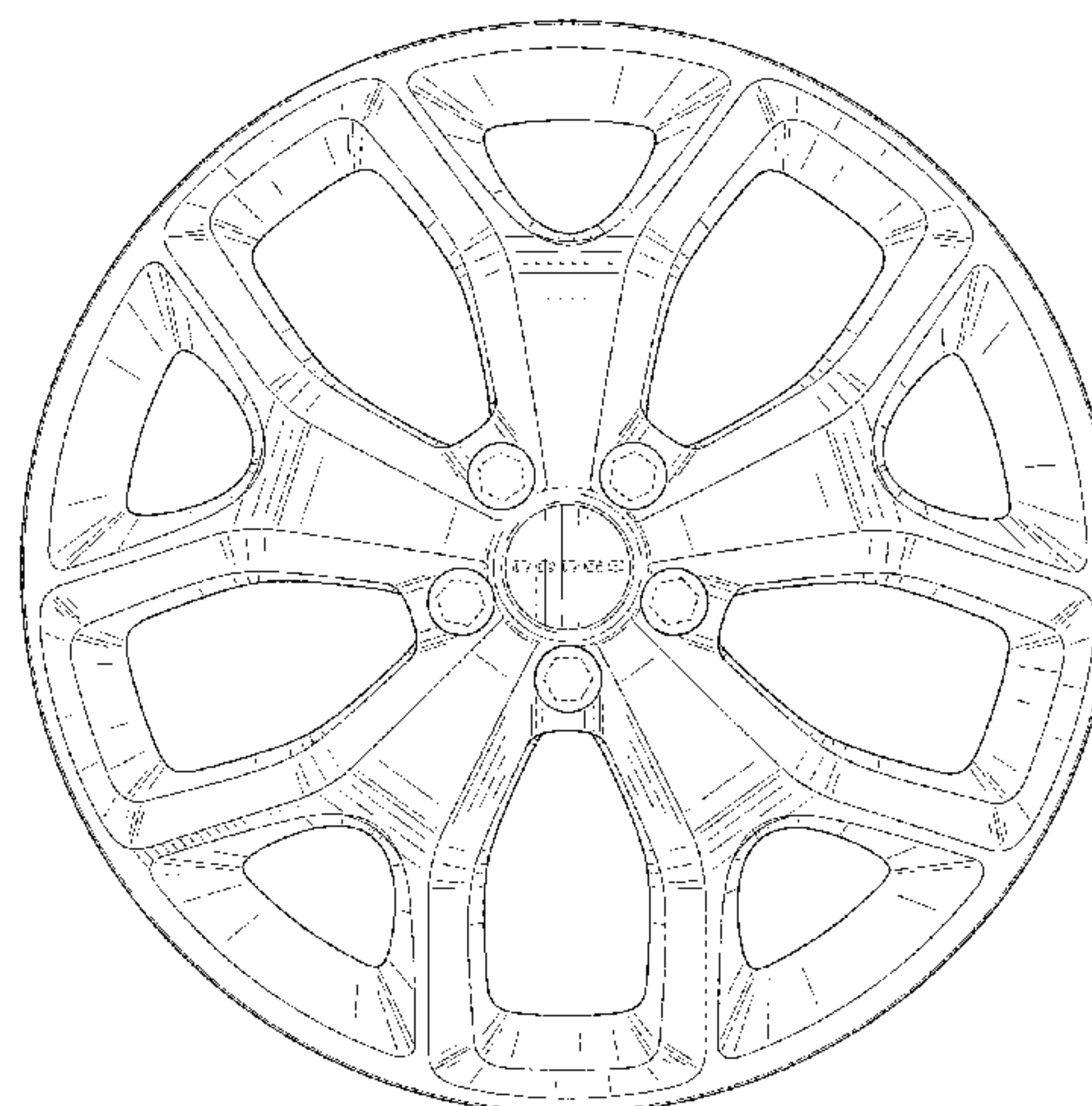
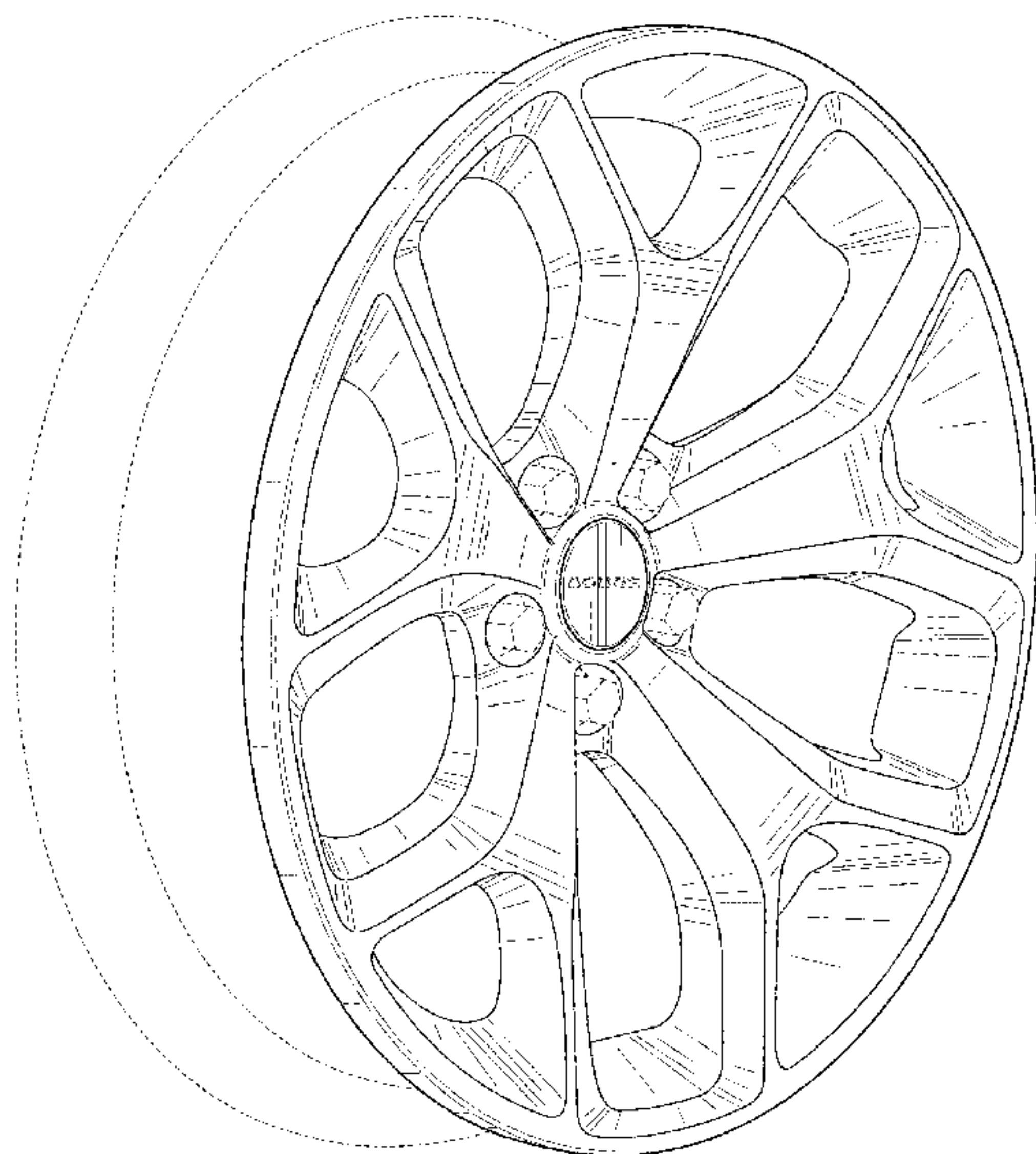
FIG. 1 is a right side perspective view of an automobile wheel showing our new design;

FIG. 2 is a left side perspective view thereof; and,

FIG. 3 is a front view.

It will be understood that the broken lines shown in the drawings illustrate portions of the automobile wheel that form no part of claimed design.

1 Claim, 3 Drawing Sheets



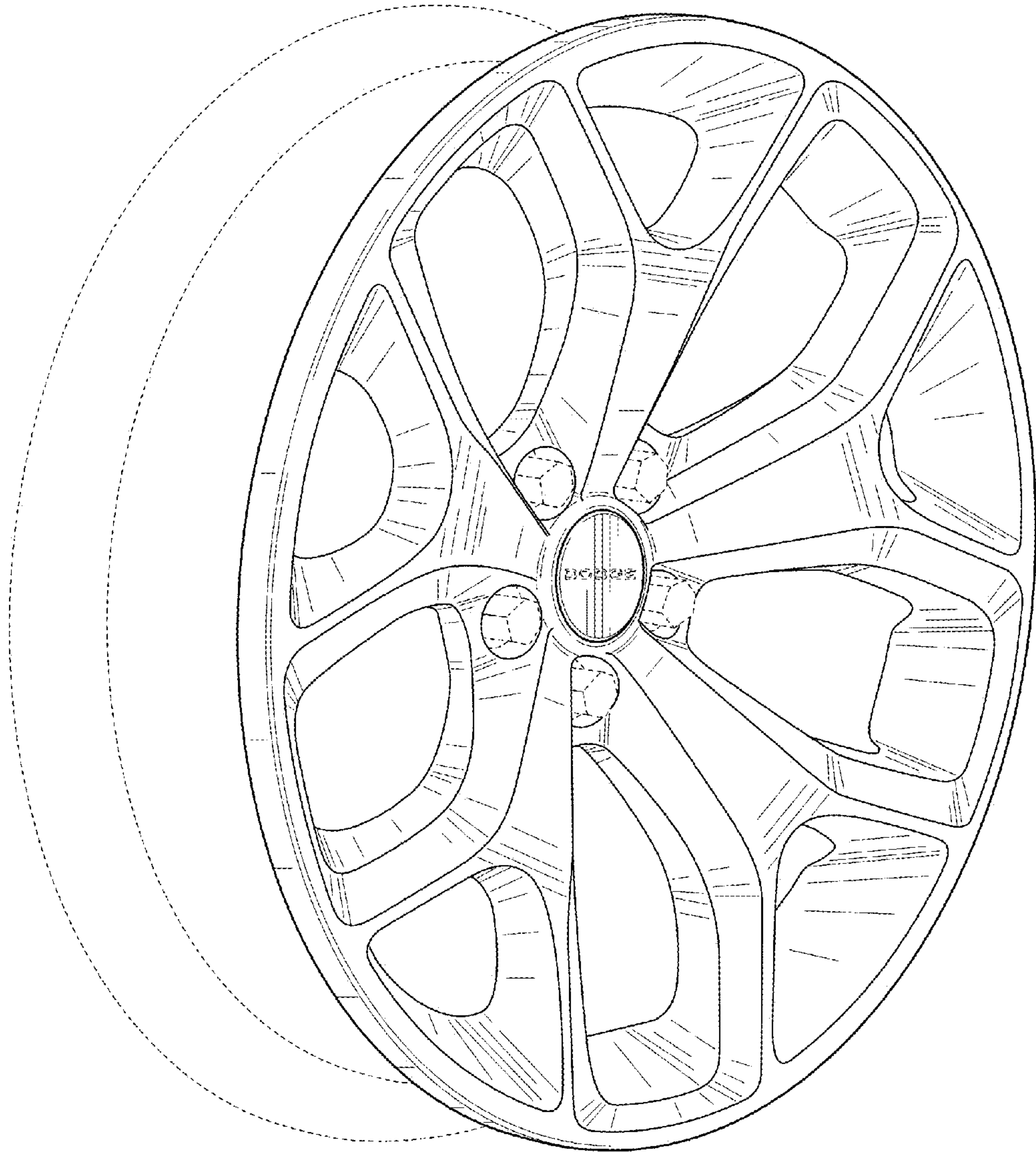


FIG. 1

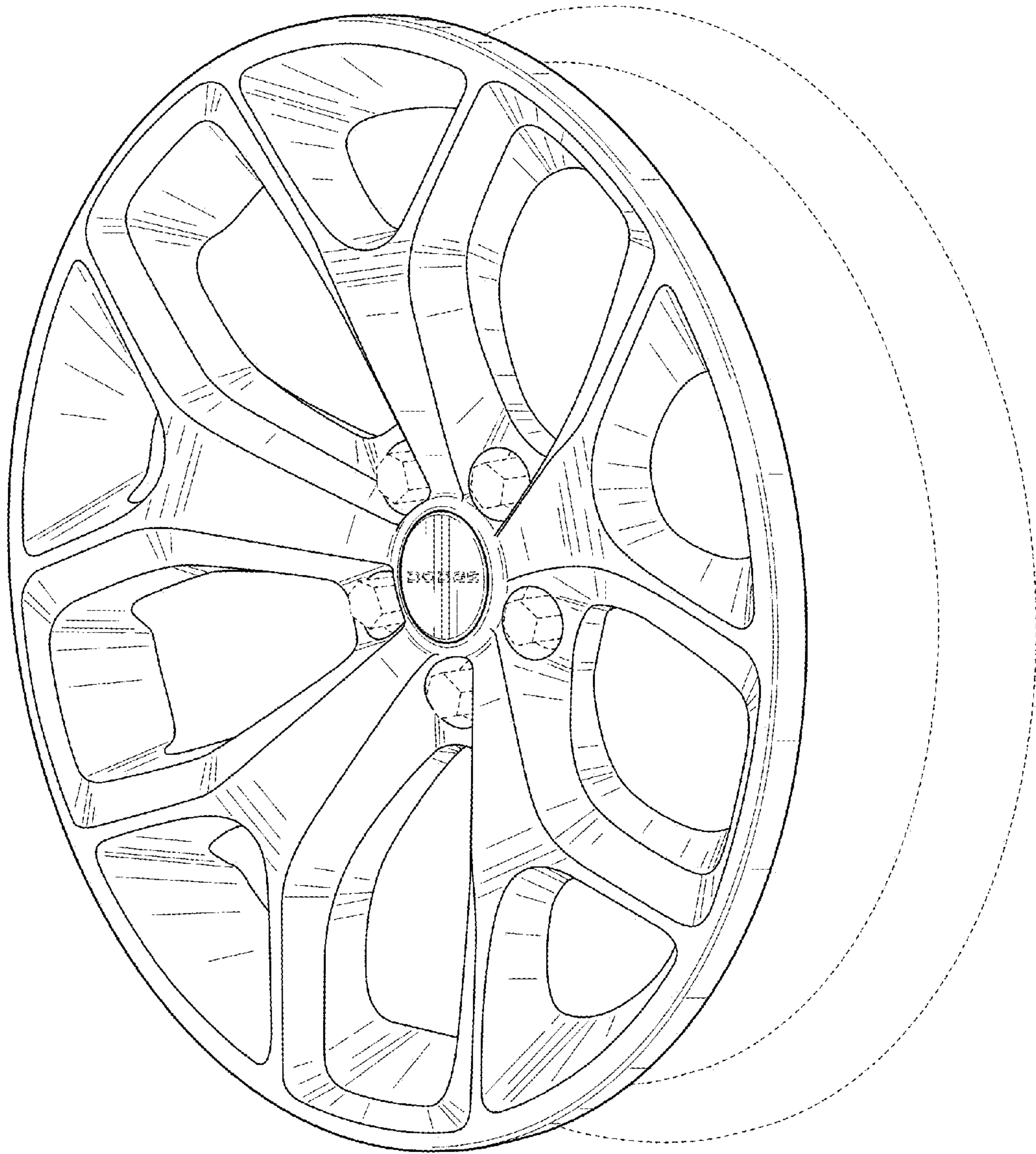


FIG. 2

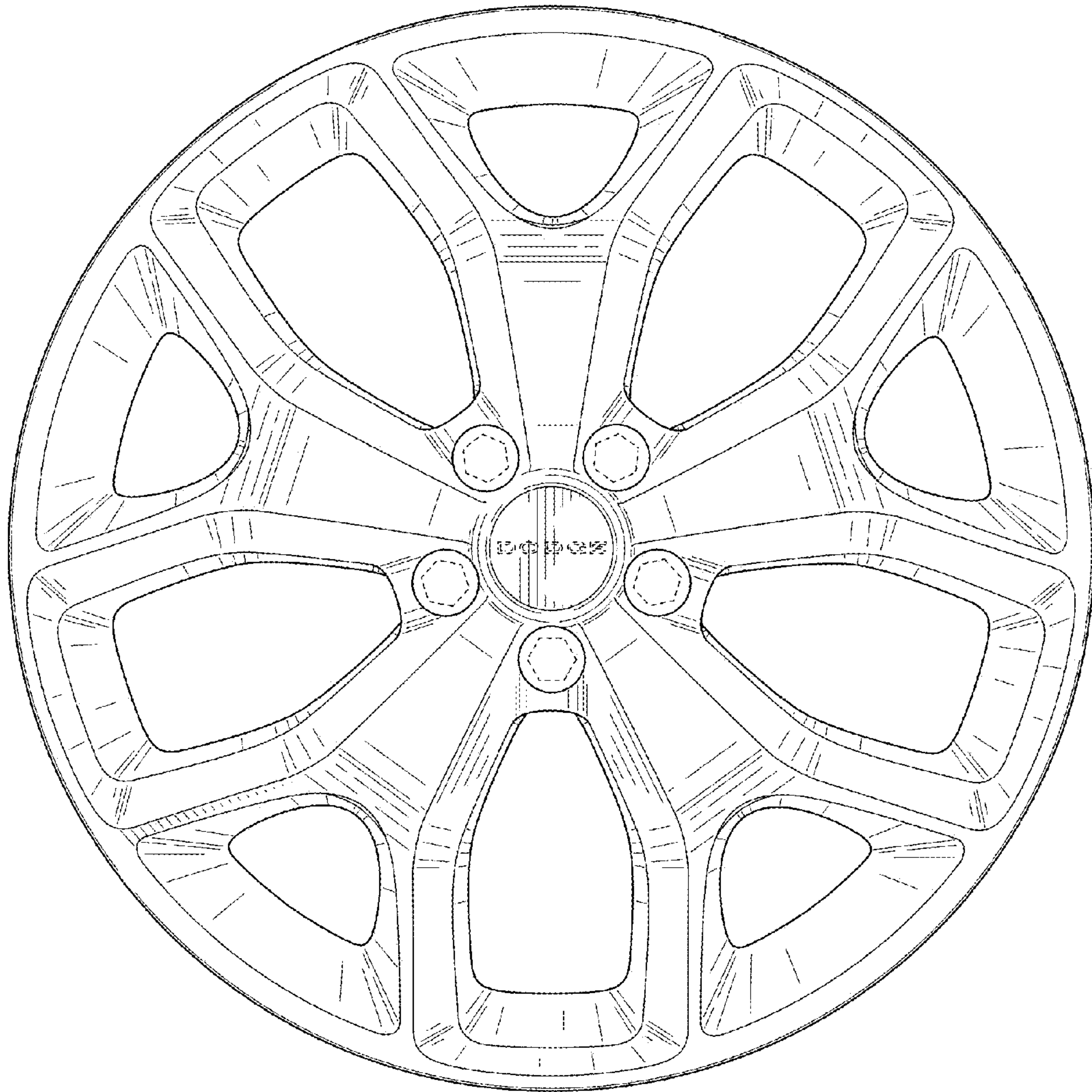


FIG. 3